



**DEPRECIATION REPORT AND  
INSURANCE APPRAISAL OF**

**SPECIFIED PROPERTY:**

**Strata Plan VIS2090  
9130 Granville Street  
Port Hardy, BC V0N 2P0**

**Prepared by:**


**Pacific Rim Appraisals Ltd.**

**#2-57 Skinner Street, Nanaimo, BC V9R 5G9  
550-2950 Douglas Street, Victoria, BC V8T 2Y4  
305-5811 Cooney Road, Richmond, BC V6X 3M1**

**PREMISE OF VALUE AND EFFECTIVE DATE**

**Depreciation Report with 3 Models – January 1, 2026 (Next Fiscal Year)  
Replacement Cost New for Insurance Purposes – May 24, 2025**





# Pacific Rim Appraisals Ltd.

For all your real estate appraisal needs

Strata Council for VIS2090  
44-9130 Granville Street  
Port Hardy, BC V0N 2P0  
[treasurer@seawingestates.com](mailto:treasurer@seawingestates.com)

June 17, 2025

Attention: Kat Chapman

**RE: 52-Unit Strata Complex located at 9130 Granville Street, Port Hardy, BC,  
Strata Plan VIS2090 – known as Seawind Estates**

As requested, we have completed a depreciation report and/or group report including insurance appraisal estimate for the improvements utilizing the most recent data available. The effective date of the depreciation report is based on an inspection date of May 15, 2025. The date of the next fiscal year is January 1, 2026, which is the effective start date for the study. The table below contains Pacific Rim Appraisals Ltd. recommended **schedule of payments for the next five years**. Failure to follow the proposed schedule of payments may result in inadequate reserve funds or require the use of special levy in the distant future, e.g. after 5 years which is against the intent of the legislation.

<b>Model 1</b>	Funding based on the current contribution of \$30,000 increased by inflation rate currently estimated at 3.5%. Negative cash flow in 2033.				
<b>Model Not Recommended by Pacific Rim Appraisals Ltd.</b>					
Yr 2026	Yr 2027	Yr 2028	Yr 2029	Yr 2030	Year 2031 to 2056
\$30,000	\$31,050	\$32,137	\$33,262	\$34,426	See Page 30 of Model 1
\$48.08	\$49.76	\$51.50	\$53.30	\$55.17	Average Monthly Reserve

<b>Model 2</b>	Funding based on the current contribution of \$30,000 increased to \$38,000 with \$11,000 increases thereafter until 2042, then reduced				
<b>Model Recommended by Pacific Rim Appraisals Ltd.</b>					
Yr 2026	Yr 2027	Yr 2028	Yr 2029	Yr 2030	Year 2031 to 2056
\$38,000	\$49,000	\$60,000	\$71,000	\$82,000	See Page 30 of Model 2
\$60.90	\$78.53	\$96.15	\$113.78	\$131.41	Average Monthly Reserve

<b>Model 3</b>	Funding based on the current contribution of \$30,000 increased to \$74,000 with \$6,000 increases thereafter until 2043, then reduced				
<b>Model Recommended by Pacific Rim Appraisals Ltd.</b>					
Yr 2026	Yr 2027	Yr 2028	Yr 2029	Yr 2030	Year 2031 to 2056
\$74,000	\$80,000	\$86,000	\$92,000	\$98,000	See Page 30 of Model 3
\$118.59	\$128.21	\$137.82	\$147.44	\$157.05	Average Monthly Reserve

Nanaimo Office: #2-57 Skinner Street, Nanaimo, BC V9R 5G9  
 Victoria Office: #550-2950 Douglas Street, Victoria, BC V8T 4N5  
 Richmond Office: #305-5811 Cooney Road, Richmond, BC V6X 3M1  
 Phone: (250) 754-3710 Fax: (250) 754-3701  
 Toll Free Phone: (866) 612-2600 Toll Free Fax: (866) 612-2800

Email: [depreciationreports@pacificrimappraisals.com](mailto:depreciationreports@pacificrimappraisals.com) Website: [www.pacificrimappraisals.com](http://www.pacificrimappraisals.com)  
**One Stop Shop for Insurance Appraisals and Depreciation Reports - Serving all of British Columbia**

**BUILDING CONSTRUCTION AND SERVICES COST ANALYSIS**  
**STRATA PLAN VIS2090**

<b>DESCRIPTION</b>	<b>CRN</b>
Building Construction and Services	\$ 15,990,000
Yard Improvements (Including Underground Services)	\$ 1,820,000
Building Codes & Bylaws	Meets Code
Demolition & Debris Removal	\$ 1,071,000
Appliances (Built-in Only)	\$ 39,000
<b>TOTAL (Rounded)</b>	<b>\$ 18,920,000</b>

The replacement cost new for insurance purposes is as follows subject to the limiting conditions within the report based on a Core Logic Computerized costing:

**Replacement Cost New for Insurance Purposes - \$18,920,000**  
**As of May 24, 2025**

**Eighteen Million Nine Hundred & Twenty Thousand Dollars**

Copyright 2011 - 2025 by Pacific Rim Appraisals Ltd. with all rights reserved. No part of this report shall be reproduced or used in any form by any means, graphic, electronic or mechanical, including photocopying, recording, typing or information storage and retrieval, without the written permission of the author.

Notwithstanding the foregoing, the applicant herein has permission to reproduce the report in whole or in part for the legitimate purposes of providing information to the strata council, unit owners and others, who have an interest in the strata complex.

Specifically, the applicant has permission to provide insurance appraisal and depreciation report study information in disclosure documents to the insurance broker and/or purchasers via a form B.

A detailed description and analysis leading to the conclusion is included herein. Should you require further information with regard to this report or wish to discuss same, please do not hesitate to contact us.



Jeff Sweatt CRA, P.APP, CRP  
Appraiser and Certified Reserve Planner  
Pacific Rim Appraisals Ltd

<b><u>TABLE OF CONTENTS</u></b>	<b>PAGE</b>
TITLE PAGE	1
LETTER OF TRANSMITTAL	2
BUILDING CONSTRUCTION & SERVICE COST ANALYSIS	3
TABLE OF CONTENTS	4
EXECUTIVE SUMMARY	5
COMPONENT PHOTOS	6
BUIILDING DESCRIPTIONS	9
PURPOSE AND DATE OF REPORT	10
DEPRECIATION REPORT DEFINITION AND ASSUMPTIONS	11
LEGALLY SPEAKING ACCORDING TO THE STRATA PROPERTY ACT	12
DEPRECIATION REPORT PRINCIPLES	15
INSURANCE REPORT SUMMARY OF COSTS (CRN)	17
REPORT CONTENTS	18
CONCLUSIONS OF DEPRECIATION REPORT MODELS	19
QUALIFICATIONS OF CERTIFIED RESERVE PLANNER/APPRaiser	20
GENERAL SERVICE CONDITIONS	22
CONTINGENT AND LIMITING CONDITIONS	23
CERTIFICATION STATEMENT	25
APPENDICES	
1. Depreciation Report – Model No. 1	
2. Depreciation Report – Model No. 2	
3. Depreciation Report – Model No. 3	
4. Strata Plan	
5. Maintenance Manual	

## EXECUTIVE SUMMARY

### SUMMARY OF SALIENT FACTS AND IMPORTANT CONCLUSIONS

Date of Inspection:	May 15, 2025
Date of Insurance Appraisal:	May 24, 2025
Date of Latest Financial Statements:	April 13, 2025
Date of Depreciation Report Start Date (Next Fiscal Year):	January 1, 2026

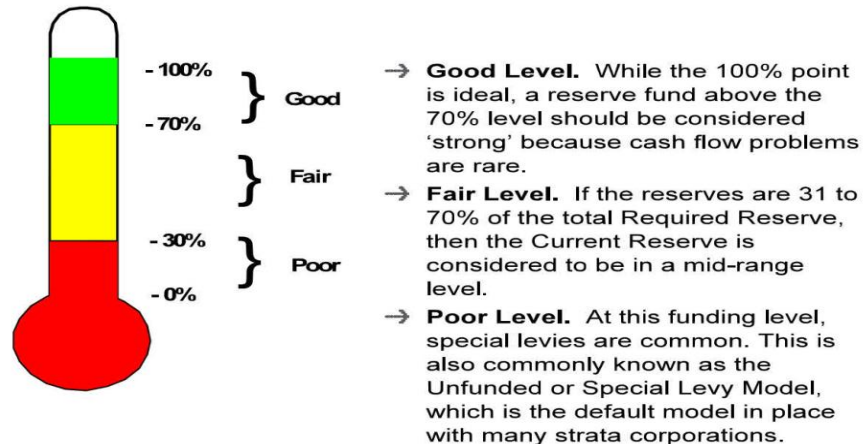
Replacement Cost New: Entire Complex for Insurance Purposes	\$18,920,000
Current Replacement Cost New of Reserve Items	\$ 1,834,159
Future Replacement Cost New of Reserve Items	\$ 4,273,978
Building Price Index for Multi-Family	3.5%
Overall Effective Interest Rate on CRF Fund	0.50%
Initial Contingency Reserve Fund (Projected to the next Fiscal Year)	\$192,329

Model No. 1 - 30 Years % Funded less than 30%.	\$30,000 + 3.5% per year
Model No. 2 - 23 Years % Funded less than 30%.	\$38,000 + \$11,000 per year
Model No. 3 - 18 Years % Funded less than 30%.	\$74,000 + \$6,000 per year













#### **Percent Funded:**

Percent funded is the ratio of how much money is in the contingency account vs. how much money the contingency account should have to cover the total accumulated depreciation of the components on an annual basis. It is a health test of the contingency fund. The depreciation report is a blueprint of the financial health of the strata corporation. It discloses the risks involved if you are an owner, buyer, mortgage provider or insurer. It allows the strata to control when and how the work is done to avoid the higher costs of emergencies.






#### → How well funded are we..?



**Component Photos**

			
<p>Concrete Patio (52 Patios):</p> <p>Crack Filling Allowance, ASAP (Cracks noted on some patios.)</p> <p>10 Concrete Patio Upgrades in 14, 16, &amp; 18 Years</p> <p>11 Concrete Patio Upgrades 20 &amp; 22 Years</p>	<p>Deck Privacy Wall / Guardrail Upgrades (8 Rear Decks):</p> <p>2 Decks, ASAP</p> <p>2 Decks in 5, 10 &amp; 15 Years</p>	<p>Deck Vinyl Membrane (8 Rear Decks):</p> <p>Unit 25 Deck Membrane, ASAP</p> <p>7 Decks in 19 Years</p> <p>Note: Unit 25 deck membrane was not part of 2023/2024 replacement</p>	<p>Upper Floor Walkways Vinyl Membrane Replacement, ASAP</p>
			
<p>Exterior Stairs (8 Units):</p> <p>Periodic Repairs / Upgrades Allowance, ASAP</p> <p>General Upgrades / Replacement Allowance in 5 Years</p>	<p>Doors – Deck / Patio Sliding Doors Replacement:</p> <p>13 Doors in 10, 12, 14 &amp; 16 Years</p>	<p>Doors – Storage / Utility Doors:</p> <p>Painting, ASAP</p> <p>Replacement in 10 Years</p>	<p>Doors – Unit Front Entry Doors:</p> <p>Painting, ASAP</p> <p>Replacement in 7 Years</p>
			
<p>Exterior Wall:</p> <p>Immediate Minor Upgrades Allowance, ASAP</p>	<p>Exterior Wall:</p> <p>Stucco Portion Painting in 7 Years</p> <p>Unexpected Repairs / Upgrades Partial Allowance in 15 Years</p>	<p>Fascia &amp; Trim Painting / Minor Repair Allowance in 2 Years</p>	<p>Sealant of Windows &amp; Doors in 5 Years</p>

			
<p>Window Glass Partial Replacement:</p> <p>5% in 5, 10 &amp; 15 Years</p> <p>10% in 20 &amp; 25 Years</p> <p>15% in 30 Years</p>	<p>Downspout &amp; Gutter Replacement in 23 Years</p>	<p>Roof Fibreglass Replacement in 23 Years</p> <p>Note: Replacement completed in 2023/2024</p>	<p>Interior Pipes Partial Replacement in 10 Years</p> <p>Note: Allowance for Water Damage Insurance Deductible</p>
			
<p>Electrical System General Upgrades Allowance in 15 Years</p> <p>Electrical Planning Report in 2 Years</p>	<p>Exterior Lights Upgrades:</p> <p>Newer Lights in 15 Years</p> <p>Older Lights, ASAP</p>	<p>Report Updates:</p> <p>Insurance Appraisal in 3 Years</p> <p>Depreciation Report in 5 Years</p>	<p>Asphalt Paving:</p> <p>Crack Filling, ASAP</p> <p>2" Scrape &amp; Peel / Resurfacing in 15 Years</p>
			
<p>Asphalt Curb Partial Replacement, ASAP</p>	<p>Chain Link Replacement in 12 Years</p>	<p>Concrete Sidewalk Partial Upgrades Allowance in 2 Years</p>	<p>Perimeter Fence:</p> <p>Periodic Partial Repair / Upgrades / Painting Allowance, ASAP, then every 5 years</p> <p>Replacement in 5 Years</p> <p>Note: Unit Privacy Fences are owners' responsibility; therefore, no reserve included</p>

			
<p>Landscaping General Upgrades Allowance in 2 Years, then every 10 Years</p>	<p>Parking Lines Painting, ASAP</p>	<p>Signage Upgrades Allowance in 5 Years</p>	<p>Underground Service: Camera Inspection every 5 Years  Water, Storm, Sewer Pipes, Perimeter Drain Partial Replacement in 14 Years</p>
 <p>Yard Lights Fixture Upgrades in 2 Years</p> <p>Note: Solar Power Installed recently</p>			

## **BUILDING DESCRIPTIONS**

### **Class of Construction**

**“D Class”**– Buildings generally wood or steel studs in bearing wall. They have a concrete floor on grade, wood or steel floor joists and other substitute materials, but are considered as combustible construction for the grade floor substructure.

Year Built	Circa 1990	Effective Date	May 24, 2025
Size Basis	Strata Plan	No. of Buildings	11
Area of Buildings	54,694 ft <sup>2</sup> Gross Livable Area	No. of Units	52
		Class	D
No. of Storeys	2 Storeys	Appraisal No.	69843 DL / JS
<b>SITE PREP, EXCAVATION</b>	Excavations for foundations, and footings		
<b>FOUNDATIONS</b>	Concrete foundations and footings		
<b>FRAMING</b>	Interior & exterior wood / steel framed wall		
<b>FLOOR STRUCTURE</b>			
Main Floor	Concrete slab		
Upper Levels	Wood joist and sheathing floor structure		
<b>INTERIOR CONSTRUCTION</b>			
Interior walls	Drywall on frame		
Interior Doors	Wood doors		
Fire Protection	Smoke detectors		
<b>INTERIOR FINISHES</b>			
Floor	Carpet, engineered hardwood, wood laminate, vinyl plank, vinyl sheet, ceramic tile		
Walls & Ceiling	Painted smooth and textured drywall		
<b>VERTICAL MOVEMENT</b>	Wood stairs		
<b>PLUMBING SYSTEM</b>	Standard residential-type plumbing system. (The author of this report did not investigate, nor did there have an official report as to the type of piping used in the plumbing system at the time of non-intrusive inspection)		
HVAC	Electric baseboard heat		
<b>ELECTRICAL SYSTEM</b>	Standard residential type electrical system		
<b>EXTERIOR WALLS</b>	Vinyl, stucco		
<b>ROOF</b>	Wood roof structure with fibreglass shingle roof cover		
<b>YARD IMPROVEMENTS</b>	Soft landscaping, asphalt paving, concrete sidewalk, wood fence, chain link fence, main entrance gate, garbage enclosure, yard lights, signage		
<b>APPLIANCES</b>	Built-in hood fan only (as per original construction)		
<b>OTHERS</b>	Concrete patios, wood decks, exterior stairs		

## **PURPOSE AND DATE OF REPORT**

We have performed this service of a depreciation report for components within 30-year study based on 3 models for funding.

## **DATE OF INSPECTION, FINANCIAL STATEMENT DATE AND STUDY START DATE**

May 15, 2025, April 13, 2025 & January 1, 2026

## **INTENDED USERS OF REPORT**

The report is only valid for the purposes defined herein. Accordingly, the intended authorized users will be limited to the client of records, its insurance broker or agent, and the insurer of the property. Any liability to unintended users is expressly denied. For further clarification of our appraisal service please refer to the General Service Conditions and Contingent and Limiting Conditions, which form an integral part of this report. The appraiser does give permission to release the report as attached to a form B as per Strata Act 1998 and applicable regulations. **The report should not be distributed in any form after five years as an update is required by legislation and the errors and omission insurance is null and void. Costs, condition of components, inflation factors, unforeseen withdraws from the CRF and interest rates will all change. These changes will greatly affect the depreciation report thus an updated depreciation report is required after the 5-year period to ensure that the Strata Corporation is up to date.**

## **PREMISE OF VALUE FOR INSURANCE**

The cost estimate for the specified property was developed on the following premise of value:

**Cost of Reproduction New\* (CRN)** which is defined as: *The monetary amount required to reproduce property of like kind and quality at one time in accordance with current market prices for materials, labour, manufactured equipment, contractor's overhead, profit and fees, but without provision for overtime, bonuses for labour, or premiums for materials."*

**\*Cost of Reproduction New (CRN)** is synonymous with the insurance industry's "**Replacement Cost New.**"

The CRN takes into account current market prices for labour, duties and freight, building materials and equipment, contractors' overhead, profit and fees, engineering and installations costs, as well as applicable taxes. It is exclusive of the cost of demolition, grading or filling in connection with removal of destroyed property of reconstruction.

In the event of a partial loss, the amount of the loss may be based on the repair cost which is usually proportionately higher than the CRN for the entire property, as defined in this report.

## **DEPRECIATION REPORT DEFINITION**

A depreciation report includes a Physical Analysis, which not only lists each individual component forming the basis of the study, but also includes the quantity, estimated replacement cost and estimated remaining useful life for each component. This then provides you with a basis for determining how much money your Strata should be setting aside to repair or replace these items in future years.

One of the keys to the depreciation report is the financial analysis, which includes a review of a 30-year projection giving the Strata a true picture of their financial well-being. By looking at both the immediate and long term, it is possible to establish a Contingency Funding policy which most accurately fits your specific needs. This projection gives the Strata the necessary information to develop its yearly contributions based on an average over a number of years, and assists its investment strategy for the funds, because it identifies when they will actually be needed.

## **DEPRECIATION REPORT ASSUMPTIONS**

The below listed assumptions are implicit in this depreciation report.

- Cost Estimates and Financial Information are accurate and current as provided.
- No unforeseen circumstances will cause a significant reduction in reserves.
- Sufficient comprehensive property insurance exists to protect from insurable risks.
- The strata to continue to maintain the existing common areas and amenities.
- Reserve payments occur at the end of every calendar month.
- Expenses occur at the end of the expense year.

## **IMPACT OF COMPONENT LIFE**

The projected life expectancy of the major components and the depreciation report funding needs of the strata are closely tied. Performing the appropriate routine maintenance for each major component generally increases the component useful life, effectively moving the component expense into the future which reduces the reserve funding payments of the strata. Failure to perform such maintenance can shorten the remaining useful life of the major components, bringing the replacement expense closer to the present which increases the reserve funding payments of the strata.

## **PRESENT FUNDING LEVEL**

Most strata's have already set up their Contingency Fund. This analysis shows the strata what amount that should be in place based on 3 models. The model that the strata adopts is the responsibility of the strata to determine.

## **DEPRECIATION REPORT EXCLUSIONS**

Any component that has an estimated replacement less than \$1,000 has been excluded. Subject property's current bylaws indicate that all common property and limited common property are the responsibility of the strata corporation.

## **LEGALLY SPEAKING ACCORDING TO THE STRATA PROPERTY ACT**

### **Property insurance required for Strata Corporation**

#### **149 (1) the strata corporation must obtain and maintain property insurance on**

- (a) common property,
- (b) common assets,
- (c) buildings shown on the strata plan, and
- (d) fixtures built or installed on a strata lot, if the fixtures are built or installed by the owner developer as part of the original construction on the strata lot.

(2) For the purposes of subsection (1) (d) and section 152 (b), "fixtures" has the meaning set out in the regulations.

(3) Subsection (1) (d) does not apply to a bare land strata plan.

(4) The property insurance must

- (a) be on the basis of full replacement value, and
- (b) insure against major perils, as set out in the regulations, and any other perils specified in the bylaws.

### **Depreciation Reports**

#### **6.2 (1) For the purposes of section 94 of the Act, a depreciation report must include all of the following:**

- (a) a physical component inventory and evaluation that complies with subsection (2);
- (b) a summary of repairs and maintenance work for common expenses respecting the items listed in subsection (2) (b) that usually occur less often than once a year or that do not usually occur;
- (c) a financial forecasting section that complies with subsection (3);
- (d) the name of the person from whom the depreciation report was obtained and a description of
  - (i) that person's qualifications,
  - (ii) the error and omission insurance, if any, carried by that person, and
  - (iii) the relationship between that person and the strata corporation;

(e) the date of the report;

(f) any other information or analysis that the strata corporation or the person providing the depreciation report considers appropriate.

(2) For the purposes of subsection (1) (a) and (b) of this section, the physical component inventory and evaluation must

(a) be based on an on-site visual inspection of the site and, where practicable, of the items listed in paragraph (b) conducted by the person preparing the depreciation report,

(b) include a description and estimated service life over 30 years of those items that comprise the common property, the common assets and those parts of a strata lot or limited common property, or both, that the strata corporation is responsible to maintain or repair under the Act, the strata corporation's bylaws or an agreement with an owner, including, but not limited to, the following items:

(i) the building's structure;

(ii) the building's exterior, including roofs, roof decks, doors, windows and skylights;

(iii) the building's systems, including the electrical, heating, plumbing, fire protection and security systems;

(iv) common amenities and facilities;

(v) parking facilities and roadways;

(vi) utilities, including water and sewage;

(vii) landscaping, including paths, sidewalks, fencing and irrigation;

(viii) interior finishes, including floor covering and furnishings;

(ix) green building components;

(x) balconies and patios, and

(c) identify common property and limited common property that the strata lot owner, and not the strata corporation, is responsible to maintain and repair.

(3) For the purposes of subsection (1) (c), the financial forecasting section must include

(a) the anticipated maintenance, repair and replacement costs for common expenses that usually occur less often than once a year or that do not usually occur, projected over 30 years, beginning with the current or previous fiscal year of the strata corporation, of the items listed in subsection (2) (b),

(b) a description of the factors and assumptions, including interest rates and rates of inflation, used to calculate the costs referred to in paragraph (a),

(c) a description of how the contingency reserve fund is currently being funded,

(d) the current balance of the contingency reserve fund minus any expenditures that have been approved but not yet taken from the fund, and

(e) at least 3 cash-flow funding models for the contingency reserve fund relating to the maintenance, repair and replacement over 30 years, beginning with the current or previous fiscal year of the strata corporation, of the items listed in subsection (2) (b).

(4) For the purposes of subsection (3) (e), the cash-flow funding models may include any one or more of the following:

(a) balances of, contributions to and withdrawals from the contingency reserve fund; (b) special levies; (c) borrowings.

(5) If a strata corporation contributes to the contingency reserve fund based on a depreciation report, the contributions in respect of an item become part of the contingency reserve fund and may be spent for any purpose permitted under section 96 of the Act.

(6) For the purposes of section 94 (1) of the Act, "qualified person" means any person who has the knowledge and expertise to understand the individual components, scope and complexity of the strata corporation's common property, common assets and those parts of a strata lot or limited common property, or both, that the strata corporation is responsible to maintain or repair under the Act, the strata corporation's bylaws or an agreement with an owner and to prepare a depreciation report that complies with subsections (1) to (4).

(7) The following periods are prescribed:

(a) for the purposes of section 94 (2) (b) of the Act, 3 years; (b) for the purposes of section 94 (2) (c) of the Act, 18 months; (c) for the purposes of section 94 (3) (a) of the Act, the one-year period immediately preceding the date on or before which the depreciation report is required to be obtained.

(8) A strata corporation is prescribed for the purposes of section 94 (3) (b) of the Act if and for so long as there are fewer than 5 strata lots in the strata plan.

### **Common Sense:**

Besides legislation, common sense is a large reason to have an insurance appraisal and a depreciation report. All parties involved; the owners, strata council members, property managers, insurance brokers and underwriters should rely on the expertise of a qualified appraiser to help determine a fair and justifiable replacement cost and a qualified reserve planner to plan for future capital expenses with a depreciation report. Pacific Rim Appraisal Ltd. personnel are qualified as reserve planners and appraisers.

## **DEPRECIATION REPORT PRINCIPLES**

### **Baseline and Modified Baseline Funding:**

The reserve fund baseline goal is to set a minimum account balance consistent with the cash demands of maintenance and replacement of reserve items. Baseline Funding can also be a modified baseline funding to minimize the early assessments in the study which can result in poor percent funded models (less than 30%) in some years which could result in unfunded or minor special levies.

### **Threshold Funding:**

The reserve fund is set to be ramped up to a minimum balance within a certain time frame. Utilized mainly for underfunded reserve contingency that the strata wants to set a minimum balance per unit. E.g. \$2,000 per unit x 52 units = \$104,000 minimum balance is set for all future reserves.

### **Full Funding:**

The reserve fund is set to be as close to Fully Funded as possible on an annual basis.

### **Common Property vs Limited Common Property:**

The Strata Property Act creates three types of properties within a strata corporation – the common property, the strata lots and something in between the two – limited common property (“LCP”). The Strata Property Act defines “LCP” as “common property designated for the exclusive use of one or more strata lots”. If the pipes, wires, cables, ducts and other facilities for the passage or provision of water, sewer, drainage, gas, oil, electricity, telephone, radio, television, heating and cooling systems etc. are for the exclusive use of the strata owner and are accessible by the owner it is deemed to be the owner’s responsibility for maintenance and repair. If the items are within the ground, walls, floor and ceiling and not accessible by the owner we have deemed that, it is the strata’s responsibility for maintenance and repair.

### **Current Cost New of Components:**

Current cost new is the cost of replacing an existing component with one which is similar to it and is of equal utility. The replacement cost new of the components listed in the depreciation report consists of the cost based on the date of inspection. The cost is based on renovation cost data where the cost of the component is not the only item that has to be considered. The cost of removing and disposal of the existing component has to be considered. Protection of existing work, dust protection, material handling and storage limitations, cut & patch to match existing construction also have to be considered plus applicable taxes.

### **Estimated Remaining Life:**

Number of years until a component item is to be replaced

**Expected Life When New:**

Number of years a new component item is expected to remain serviceable. Expected life will vary with maintenance, climate and other factors. A well-maintained component item may have an expected life of ten years but with proper maintenance and care may last twenty years or more.

**First Replacement Cost:**

Cost of the component item at the end of the remaining life.

**Raw Annual Payment:**

Total of the monthly payments required to recover the expense of a reserve item. With the exception of the first year, the total of the monthly payments will be twelve times the monthly payments. In the first year of the depreciation report, there may not be twelve months. In that case, the annual payment will be the monthly payment times the number of months in the first year of the depreciation report.

**Repeating Item:**

If the component is considered a one-time expense it is considered not to be a repeating item.

**Annual Interest:**

Is a blended interest earned from all the reserve accounts when account balances are brought to a common date.

**Percent Funded:**

Percent funded is the ratio of how much money is in the reserve account vs. how much money the reserve account should have. It is a health test of the reserve fund.

1. Good level: While the 100% point is ideal, a reserve fund above the 70% level should be considered strong because cash flow problems are rare.
2. Fair level: If the reserves are 31% to 70% of the total required reserve, then the current reserve is considered to be in the mid-range level.
3. Poor level. If the reserves are 30% or less of the total required reserve. At this funding level special levies are common. This is also commonly known as the unfunded or special levy model which is the default model in place with many strata corporations which is against the intent of the legislation for depreciation reports.

**INSURANCE REPORT SUMMARY OF COSTS (CRN)  
Strata Plan VIS2090 Dated May 24, 2025**

BLDG	SL	CLS	BUILDING CONSTRUCTION & SERVICES	YARD IMPROVEMENTS (Underground Services Included)	BUILDING CODES & BYLAWS	DEMOLITION & DEBRIS REMOVAL	BUILT-IN APPLIANCES	TOTAL
1	1-4	D	\$1,305,000	\$140,000	Meets Code	\$87,000	\$3,000	\$1,535,000
2	5-8	D	\$1,310,000	\$140,000	Meets Code	\$87,000	\$3,000	\$1,540,000
3	9-12	D	\$1,305,000	\$140,000	Meets Code	\$87,000	\$3,000	\$1,535,000
4	13-16	D	\$1,295,000	\$140,000	Meets Code	\$86,000	\$3,000	\$1,524,000
5	17-20	D	\$1,322,000	\$140,000	Meets Code	\$88,000	\$3,000	\$1,553,000
6	21-26	D	\$1,705,000	\$210,000	Meets Code	\$115,000	\$4,500	\$2,034,500
7	27-32	D	\$1,703,000	\$210,000	Meets Code	\$115,000	\$4,500	\$2,032,500
8	33-36	D	\$1,305,000	\$140,000	Meets Code	\$87,000	\$3,000	\$1,535,000
9	37-40, 43-44	D	\$1,705,000	\$210,000	Meets Code	\$115,000	\$4,500	\$2,034,500
10	41-42, 45-48	D	\$1,747,000	\$210,000	Meets Code	\$118,000	\$4,500	\$2,079,500
11	49-52	D	\$1,288,000	\$140,000	Meets Code	\$86,000	\$3,000	\$1,517,000
<b>Totals</b>			<b>\$15,990,000</b>	<b>\$1,820,000</b>	<b>\$0</b>	<b>\$1,071,000</b>	<b>\$39,000</b>	<b>\$18,920,000</b>

The replacement cost new for insurance purposes is as follows subject to the limiting conditions within the report based on Core Logic Computerized costing:

**Replacement Cost New for Insurance Purposes - \$18,920,000  
As of May 24, 2025**

**Eighteen Million Nine Hundred & Twenty Thousand Dollars**

A detailed description and analysis leading to the conclusion is included herein. Should you require further information with regard to this report or wish to discuss same, please do not hesitate to contact us.

All costs throughout the report are expressed in Canadian Dollars and are inclusive of applicable taxes.

On behalf of,

PACIFIC RIM APPRAISALS LTD.



Jeff Sweett CRA, P.APP, CRP  
Appraiser and Certified Reserve Planner

## **REPORT CONTENTS**

Our report was prepared in conformity with the Canadian Uniform Standards of Professional Appraisal Practice (CUSPAP) and the Canadian Uniform Standards (CUS). The CRN is stated in our report in Canadian Dollars and includes Taxes, where applicable.

Our report included:

- Letter of Transmittal
- Table of Contents
- Executive Summary
- Component Photos
- Purpose and Date of Report
- Premise of Value for insurance
- Depreciation Report Definition and Assumptions
- Legally Speaking According to the Strata Property Act
- Depreciation Report Principles
- Building Descriptions
- Depreciation Report Summary
- Insurance Report Summary
- Qualifications of the Appraiser
- General Service Conditions
- Contingent and Limiting Conditions
- Certification Statement

Appendices

- Depreciation Report – Model No. 1
- Depreciation Report – Model No. 2
- Depreciation Report – Model No. 3
- Strata Plan
- Maintenance Manual

All field notes developed for this appraisal project will be safely stored and retained for a period of seven years. This will facilitate future report updates and will assist in establishing a claim, should this become necessary

## CONCLUSIONS OF DEPRECIATION REPORT MODELS

The table below contains Pacific Rim Appraisals Ltd. recommended **schedule of payments for the next five years**. Failure to follow the proposed schedule of payments may result in inadequate reserve funds or require the use of special levy in the distant future e.g. after 5 years which is against the intent of the legislation.

<b>Model 1</b>	Funding based on the current contribution of \$30,000 increased by inflation rate currently estimated at 3.5%. Negative cash flow in 2033.				
<b>Model Not Recommended by Pacific Rim Appraisals Ltd.</b>					
Yr 2026	Yr 2027	Yr 2028	Yr 2029	Yr 2030	Year 2031 to 2056
\$30,000	\$31,050	\$32,137	\$33,262	\$34,426	See Page 30 of Model 1
\$48.08	\$49.76	\$51.50	\$53.30	\$55.17	Average Monthly Reserve

<b>Model 2</b>	Funding based on the current contribution of \$30,000 increased to \$38,000 with \$11,000 increases thereafter until 2042, then reduced				
<b>Model Recommended by Pacific Rim Appraisals Ltd.</b>					
Yr 2026	Yr 2027	Yr 2028	Yr 2029	Yr 2030	Year 2031 to 2056
\$38,000	\$49,000	\$60,000	\$71,000	\$82,000	See Page 30 of Model 2
\$60.90	\$78.53	\$96.15	\$113.78	\$131.41	Average Monthly Reserve

<b>Model 3</b>	Funding based on the current contribution of \$30,000 increased to \$74,000 with \$6,000 increases thereafter until 2043, then reduced				
<b>Model Recommended by Pacific Rim Appraisals Ltd.</b>					
Yr 2026	Yr 2027	Yr 2028	Yr 2029	Yr 2030	Year 2031 to 2056
\$74,000	\$80,000	\$86,000	\$92,000	\$98,000	See Page 30 of Model 3
\$118.59	\$128.21	\$137.82	\$147.44	\$157.05	Average Monthly Reserve

## **QUALIFICATIONS OF APPRAISER**

### **JEFF SWEETT CRA, P.APP., CRP**

**CRA** – Certified Residential Appraiser via Appraisal Institute of Canada

**P.APP.** – Professional Appraiser via Appraisal Institute of Canada

**CRP** – Certified Reserve Planner via Real Estate Institute of Canada

### **Professional Affiliations**

Member of the Real Estate Institute of Canada, holding the designation of Certified Reserve Planner: CRP

Member of the Appraisal Institute of Canada, holding the designation of Canadian Residential Appraiser

Member of CHOA (The Condominium Home Owners Association of B.C.)

- Business Member

Member of VISOA (Vancouver Island Strata Owners Association)

- Business Member

### **Employment History**

2016 – Current      Vancouver Island Appraisals, Ltd, Nanaimo and Victoria, BC- Has completed numerous Depreciation Reports, Insurance Appraisals on strata properties as a Certified Reserve Planner all over British Columbia. Appraised single family and multi-family properties for the purposes of market valuations, legal litigations, mortgage financing, purchasing and selling.

2004 – Current      Pacific Rim Appraisals Ltd, Nanaimo, Richmond and Victoria, BC- Has completed numerous Depreciation Reports, Insurance Appraisals on strata properties as a Certified Reserve Planner all over British Columbia. Appraised single family and multi-family properties for the purposes of market valuations, legal litigations, mortgage financing, purchasing and selling.

2002 – 2004      Tess Contracting Ltd., Nanaimo, BC-General labour of framing homes.

## **Reports Completed by Pacific Rim Appraisals Ltd**

Residential, institutional, motel, multi-family, industrial, replacement cost estimates, insurance appraisals, depreciation reports, commercial, farm, recreational properties, subdivision development land and large industrial complexes. Valuation work has been completed in Abbotsford, Burnaby, Campbell River, Comox, Duncan, Kamloops, Ladysmith, Mission, Nanaimo, Parksville, Port Alberni, Qualicum Beach, Terrace, Tofino, Ucluelet, Vancouver, Vernon, Victoria, Whistler and various other districts of British Columbia.

### **Completed Reports For:**

Ardent Properties Inc.	Khalsa Credit Union
Bank of Montreal	Ladysmith Credit Union
Bank of Nova Scotia	Laurentian Bank of Canada
BC Transportation Financing Authority	London Life Mortgage Division
Boorman Investment Company Ltd.	Maple Trust
Brookfield Global Relocation Services	Mbanx
Business Development Bank of Canada	Mid-Island Mortgage Corporation
Canada Trust/TD Bank	Ministry of Transportation & Highways
Canadian Home Income Plan	Mortgage Centre
Canadian Western Bank	Mortgage Group
Central Coast Mortgage	Mortgage Solutions Inc.
Colyvan Pacific Strata Management	Mortgages to Go
Concise Property Management	MRS Trust Company
Chemainus & District Credit Union	PCHS
CIBC	Peace Hills Insurance
Citibank Canada	Richmond Property Group Ltd.
Citifinancial Canada Inc.	Royal Bank of Canada
Citizen Trust Canada	Royal LePage Relocation Services
Coast Realty Group Ltd.	Royal LePage Valuation Services
Coastal Community Credit Union	Royal Trust
Comox Valley Credit Union	Select Mortgages Corp.
Dominion Lending Centres	Source 1 Mortgages
Dwellworks, LLC	Spectrum Canada Mortgage Services
Emerald Capital Corporation	Steadfast Properties Ltd.
Emerson Financial	The Kerr Group Management Corp.
Evergreen Savings	TD/Canada Trust
FBC Real Estate	Union Bay Credit Union
Firm Management Corporation	Universal Mortgage Architects
Firstline Mortgages	Vancity Savings Credit Union
GE Capital Mortgage Insurance Corp.	Vancouver Island Insurancetrans
GET Acceptance	VI Strata Financial Management
Great Pacific Management	Weichert Relocation Resources
HFS Mobility Services	Westminster Savings Credit Union
Home Loans Canada	Westward Mortgage Realty Ltd.
Hunter Garret Lobay	Widsten Property Management
Investors Group	Wise Nanaimo Mortgages
Invis Financial	Numerous Lawyers, Realtors, Strata Councils & Strata Property Managers

## GENERAL SERVICE CONDITIONS

The service(s) provided by Pacific Rim Appraisals Ltd. were performed in accordance with professional appraisal standards. Our compensation is not contingent in any way upon the conclusion of value. We will assume, without independent verification, the accuracy of all data that was provided to us. We have acted as an independent contractor and have reserved the right to use subcontractors. All files, working papers, or documents that were developed by us during the course of the engagement will be our property. We will retain this data for at least seven years.

Our report will only be used for the specific purpose(s) stated herein and any other use is invalid. No reliance may be made by any third party without our prior written consent. You may show our report in it's entirety to those third parties that need to review the information contained therein. No one should rely on the report as a substitute for his or her own due diligence. No reference to our name or our report, in whole or in part, in any document you prepare and/or distribute to third parties may be made without our written consent.

You agree to indemnify and hold Pacific Rim Appraisals Ltd. harmless from any losses, claims, actions, damages, expenses or liabilities, including reasonable legal fees, to which we may become subject to in connection with this assignment, except for those attributed to our negligence. Your obligation for indemnification and reimbursement shall extend to any director, officer, employee, subcontractor, affiliate, and agent or like individual or group.

We will reserve the right to include your company name in our reference list, however, we will maintain the confidentiality of all conversations, documents provided to us, and the contents of our reports, subject to legal or administrative process or proceedings.

## CONTINGENT AND LIMITING CONDITIONS

The services provided by Pacific Rim Appraisals Ltd. are subject to the following contingent and limiting conditions which are applicable to any building appraisal:

- Photographs and other exhibits, if presented in the report, are included for the sole purpose of illustration to assist the reader in visualizing the property. We did not survey the subject site, and therefore, will not assume responsibility for such matters, nor other technological and engineering techniques that are required to discover any inherent or hidden conditions of the subject property. Architectural drawings provided by the client or their agent were deemed to be accurate as to the building dimensions and specifications, unless information is received to the contrary.
- Fees for the professional services rendered in conjunction with our report do not account for any professional time associated with or required to appear in court to give expert witness testimony relative to the subject property. Fees associated with expert witness testimony, if required, will be agreed to with the client at the time they are required.
- It was assumed, but not verified, that similar density of development, as it currently exists, could be achieved for the subject property under the current zoning regulation. It is suggested that you consult with your insurance broker or agent and/or insurance company to ensure proper coverage. Zoning bylaws are an insurance policy coverage issue, not a valuation issue.
- No responsibility is assumed for the legal description or for matters including legal or title considerations. Title to the property was assumed to be good and marketable, and free and clear of any liens and encumbrances, unless otherwise stated.
- No environmental audit or historic use study of the subject property was conducted as part of this appraisal. It was assumed that the use of the subject property complies fully with any and all environmental regulations and laws. It was further assumed that there are no hazardous materials on or in the vicinity of the subject property.
- The mechanical and heating systems. Piping, plumbing and other building services and equipment, if included in the report, were assumed to be in good working condition and adequate for the building(s). This equipment was not tested, nor did Pacific Rim Appraisals Ltd. assume any responsibility for testing of such.
- We will reserve the right to alter, revise and/or rescind the values reported should any subsequent or additional information be found, or in the event the engagement parameters are modified to any degree.
- The insurable values reported in this report are only valid as at the specified appraisal date. No consideration was given to future economic factors including inflation/deflation, currency exchange fluctuations, labour, etc.
- The Opinions of Probable Cost (budgets) provided in the depreciation report

summaries are intended to provide an expectation as to the magnitude of costs required to complete the described work. The budgets are not estimates or quotes, as these would require the preparation of plans, details, specifications and schedules to achieve a quantified summary of tabulated costs. Pacific Rim Appraisals Ltd.'s budgets are based on quantity information provided by the Strata, conceptual renewal and repair methods, recently obtained broad unit rates, and our experience with recent similar projects.

- The Strata recognizes that special risks occur whenever an inspection is made to identify hidden elements or portions of a building. Even a comprehensive sampling and testing program, implemented with the appropriate equipment and experienced personnel, under the direction of a trained professional who functions in accordance with a professional standard of practice, may fail to detect certain conditions. This is because these conditions are hidden and therefore cannot be considered in development of a renewal or replacement program. For similar reasons, actual conditions that the design professional properly inferred to exist between examined conditions may differ significantly from those that actually exist.
- The Strata realizes that nothing can be done to eliminate these risks altogether and as a result; Pacific Rim Appraisals Ltd. cannot guarantee the accuracy of the Opinions of Probable Cost. The Opinions of Probable Cost are based on information provided by the Strata and Pacific Rim Appraisals Ltd.'s observations of representative areas of the building and property and cannot be guaranteed by Pacific Rim Appraisals Ltd. and Pacific Rim Appraisals Ltd. assumes no liability where the probable costs are exceeded.

## **CERTIFICATION STATEMENT**

I certify that, to the best of my knowledge and belief:

1. The statement of fact contained in this report is true and correct.
2. The reported analysis, opinions, and conclusions are limited only by the reported assumptions and limiting conditions, and is my personal, unbiased professional analysis, opinion and conclusions.
3. I have no present or prospective interest in the property that is the subject of this report, and I have no personal interest or bias with respect to the parties involved.
4. My compensation is not contingent upon the reporting of a predetermined value or direction in value that favours the cause of the client, the amount of the value estimate, that attainment of a stipulated result or the occurrence of a subsequent event.
5. My analysis, opinion and conclusions were developed, and this report has been prepared, in conformity with the Uniform Standards of Professional Appraisal Practice.
6. I have made a personal inspection of the subject site property that is the subject of this report and carry \$2,000,000 E&O insurance for providing this service.
7. No one provided significant professional assistance to the person signing this report.
8. The appraiser and insurance broker (for insurance purposes only) must provide his/her written consent before all (or any part) of the content of the appraisal report can be used for any purposes by anyone except: the client specified in the report and, where the client is the mortgagee, its insurer and the borrower, if he/she paid the appraisal fee. The author's written consent and approval must also be obtained before the appraisal (or any part of it) can be conveyed by anyone to any other parties, including mortgagors, other than the client and the public through prospectus, offering memo, advertising, public relations news, sales or other media. The appraiser does give permission to have the report attached to any form B as required by the Strata Property Act, 1998.
9. As of the date of this report, the appraiser and insurance broker (for insurance purposes only) have fulfilled the requirements of the recertification program, in accordance with the Bylaws and Regulations of the professional appraisal organization with which they are affiliated and are hereby noted as designated members of such organization.
10. It has been assumed that the insurance appraisal provided meets the standards of insurance appraisals and that the replacement costs are a fair representation of costs on the effective date of the appraisal.

# Model No. 1

## Depreciation Report Analysis

**Funding based on current contribution of \$30,000 plus current multi-family inflation at 3.5% per year.**

**Negative cash flow in 2033**

**Model Not Recommended by  
Pacific Rim Appraisals Ltd.**

**for**

**VIS2090**

<b>Table of Contents</b>	
<b>Pages</b>	<b>Subject</b>
<b>1</b> .....	<b>Table of Contents</b>
<b>2 to 4</b> .....	<b>Reserve Item Summary</b>
<b>5 to 10</b> .....	<b>Reserve Item Listing</b>
<b>11 to 13</b> .....	<b>Present Cost Report</b>
<b>14 to 29</b> .....	<b>Depreciation Report</b>
<b>30 to 31</b> .....	<b>Cash Flow</b>
<b>32</b> .....	<b>Dues Summary</b>
<b>33 to 38</b> .....	<b>Expense Report</b>
<b>39 to 43</b> .....	<b>Expense Summary</b>

**VIS2090 Model 1 - 2026 Reserve Study Expense Item Summary**

Reserve Items	Current Cost When New	Estimated Remaining Life	Expected Life When New	First Replacement Cost	Raw Annual Payment	Repeating Item?
<b>03.00 Superstructure</b>						
Concrete Patio Crack Filling Allowance (Cracks noted at some patio)	\$ 2,500	0 Years	15 Years	\$ 2,589	\$ 2,583	Yes
Concrete Patio Partial Upgrades Allowance	\$ 20,000	14 Years	50 Years	\$ 33,783	\$ 2,169	Yes
Concrete Patio Partial Upgrades Allowance	\$ 20,000	16 Years	50 Years	\$ 36,229	\$ 2,042	Yes
Concrete Patio Partial Upgrades Allowance	\$ 20,000	18 Years	50 Years	\$ 38,852	\$ 1,950	Yes
Concrete Patio Partial Upgrades Allowance	\$ 22,000	20 Years	50 Years	\$ 45,832	\$ 2,070	Yes
Concrete Patio Partial Upgrades Allowance	\$ 22,000	22 Years	50 Years	\$ 49,150	\$ 2,017	Yes
Deck Privacy / Guard Wall Upgrades	\$ 8,000	0 Years	35 Years	\$ 8,285	\$ 8,266	Yes
Deck Privacy / Guard Wall Upgrades	\$ 8,000	5 Years	35 Years	\$ 9,866	\$ 1,620	Yes
Deck Privacy / Guard Wall Upgrades	\$ 8,000	10 Years	35 Years	\$ 11,750	\$ 1,039	Yes
Deck Privacy / Guard Wall Upgrades	\$ 8,000	15 Years	35 Years	\$ 13,994	\$ 840	Yes
Decks Vinyl Membrane (Unit 25 Only)	\$ 3,000	0 Years	20 Years	\$ 3,107	\$ 3,100	Yes
Decks Vinyl Membrane (All but Unit 25 completed in 2023/2024)	\$ 21,000	19 Years	20 Years	\$ 42,246	\$ 2,009	Yes
Exterior Stairs Periodic Repairs / Upgrades Allowance	\$ 5,000	0 Years	20 Years	\$ 5,178	\$ 5,166	Yes
Exterior Stairs General Upgrades	\$ 45,000	5 Years	40 Years	\$ 55,499	\$ 9,114	Yes
Upper Floor Walkways Vinyl Membrane	\$ 20,000	0 Years	25 Years	\$ 20,711	\$ 20,664	Yes
<b>04.00 Exterior Closure</b>						
Doors - Deck / Patio Sliding Doors	\$ 45,500	10 Years	40 Years	\$ 66,830	\$ 5,911	Yes
Doors - Deck / Patio Sliding Doors	\$ 45,500	12 Years	40 Years	\$ 71,668	\$ 5,337	Yes
Doors - Deck / Patio Sliding Doors	\$ 45,500	14 Years	40 Years	\$ 76,857	\$ 4,935	Yes
Doors - Deck / Patio Sliding Doors	\$ 45,500	16 Years	40 Years	\$ 82,421	\$ 4,646	Yes
Doors - Storage and Electrical Shed Doors Painting	\$ 1,500	0 Years	15 Years	\$ 1,553	\$ 1,550	Yes
Doors - Storage and Electrical Shed Doors Replacement	\$ 4,500	10 Years	45 Years	\$ 6,610	\$ 585	Yes
Doors - Unit Front Entry Doors Painting	\$ 15,600	0 Years	15 Years	\$ 16,155	\$ 16,118	Yes

VIS2090 Model 1 - 2026 Funding Study Expense Item Summary - Continued

Reserve Items	Current Cost When New	Estimated Remaining Life	Expected Life When New	First Replacement Cost	Raw Annual Payment	Repeating Item?
Doors - Unit Front Entry Doors Replacement	\$ 52,000	7 Years	40 Years	\$ 68,775	\$ 8,428	Yes
Exterior Stucco Wall Painting	\$ 157,910	7 Years	20 Years	\$ 208,850	\$ 25,593	Yes
Exterior Wall Immediate Minor Upgrades	\$ 20,000	0 Years	20 Years	\$ 20,711	\$ 20,664	No
Exterior Wall Unexpected Repairs / Upgrades Allowance	\$ 260,000	15 Years	50 Years	\$ 454,804	\$ 27,309	Yes
Fascia Board & Trim Painting	\$ 13,000	2 Years	10 Years	\$ 14,437	\$ 4,777	Yes
Sealant of Windows, Doors & Weather Stripping	\$ 7,800	5 Years	15 Years	\$ 9,620	\$ 1,580	Yes
Window Glass 5% Partial Replacement	\$ 10,890	5 Years	35 Years	\$ 13,431	\$ 2,206	Yes
Window Glass 5% Partial Replacement	\$ 10,890	10 Years	35 Years	\$ 15,995	\$ 1,415	Yes
Window Glass 5% Partial Replacement	\$ 10,890	15 Years	35 Years	\$ 19,049	\$ 1,144	Yes
Window Glass 10% Partial Replacement	\$ 21,780	20 Years	35 Years	\$ 45,373	\$ 2,050	Yes
Window Glass 10% Partial Replacement	\$ 21,780	25 Years	35 Years	\$ 54,037	\$ 1,947	Yes
Window Glass 15% Partial Replacement	\$ 32,670	30 Years	35 Years	\$ 96,532	\$ 2,879	Yes
<b>05.00 Roofing</b>						
Downspout & Gutter Replacement	\$ 75,998	23 Years	30 Years	\$ 175,824	\$ 6,897	Yes
Roof - Fibreglass Shingle Replacement (All new in 2023/2024)	\$ 240,778	23 Years	25 Years	\$ 557,048	\$ 21,850	Yes
<b>06.00 Mechanical</b>						
Interior Pipes Partial Replacement	\$ 25,000	10 Years	40 Years	\$ 36,720	\$ 3,248	Yes
<b>09.00 Electrical Systems</b>						
Electrical Planning Report	\$ 4,200	2 Years	50 Years	\$ 4,664	\$ 1,543	Yes
Electrical System General Upgrades Allowance	\$ 10,000	15 Years	50 Years	\$ 17,492	\$ 1,050	Yes
Exterior Lighting Upgrades (Newer) Allowance	\$ 7,500	15 Years	25 Years	\$ 13,119	\$ 788	Yes
Exterior Lighting Upgrades (Older) Allowance	\$ 5,000	0 Years	25 Years	\$ 5,178	\$ 5,166	Yes
<b>10.00 Services/Professional Fees</b>						

VIS2090 Model 1 - 2026 Funding Study Expense Item Summary - Continued

Reserve Items	Current Cost When New	Estimated Remaining Life	Expected Life When New	First Replacement Cost	Raw Annual Payment	Repeating Item?
Depreciation Study Updates	\$ 4,032	5 Years	5 Years	\$ 4,973	\$ 817	Yes
Insurance Appraisal	\$ 1,313	3 Years	3 Years	\$ 1,509	\$ 374	Yes
<b>12.00 Site Improvements</b>						
Asphalt Curb Replacement	\$ 9,083	0 Years	40 Years	\$ 9,406	\$ 9,384	Yes
Asphalt Paving Crack Filling	\$ 5,000	0 Years	5 Years	\$ 5,178	\$ 5,166	Yes
Asphalt Paving, 2" Scrape and Peel	\$ 210,392	15 Years	50 Years	\$ 368,027	\$ 22,099	Yes
Chainlink Fence - 5' Ht Replacement	\$ 41,195	12 Years	40 Years	\$ 64,887	\$ 4,832	Yes
Chainlink Fence - With Inserts, 5' Ht. Replacement Allowance	\$ 14,835	12 Years	40 Years	\$ 23,367	\$ 1,740	Yes
Concrete Sidewalk Partial Upgrades Allowance	\$ 10,000	2 Years	10 Years	\$ 11,105	\$ 3,675	Yes
Fence - Perimeter Fence Repairs / Upgrades Allowance	\$ 3,500	0 Years	5 Years	\$ 3,624	\$ 3,616	Yes
Fence - Perimeter Fence, 4 ft Ht	\$ 17,800	5 Years	20 Years	\$ 21,953	\$ 3,605	Yes
Fence - Perimeter Fence, 6 ft Ht	\$ 18,225	5 Years	25 Years	\$ 22,477	\$ 3,691	Yes
Landscaping General Upgrades	\$ 10,000	2 Years	10 Years	\$ 11,105	\$ 3,675	Yes
Painting - Parking Lines	\$ 3,500	0 Years	5 Years	\$ 3,624	\$ 3,616	Yes
Signage Replacement / Upgrade Allowance	\$ 5,000	5 Years	25 Years	\$ 6,167	\$ 1,013	Yes
Underground Service - Camera Inspection	\$ 3,500	5 Years	5 Years	\$ 4,317	\$ 709	Yes
Underground Services - Water, Sewer & Storm and Perimeter Drain Partial Replacement	\$ 50,000	14 Years	50 Years	\$ 84,458	\$ 5,423	Yes
Yard Lights Replacement	\$ 2,600	2 Years	30 Years	\$ 2,887	\$ 955	Yes

Raw Annual Payments do not include earned interest, tax adjustments or salvage.

Months Remaining in Fiscal Calendar Year 2026: 12

Expected annual inflation: 3.50%

Interest earned on reserve funds: 0.50%

Initial Reserve: \$ 192,329

Prepared by Pacific Rim Appraisals  
**VIS2090 Model 1 - 2026 Reserve Study Expense Item Listing**

Reserve Items	Unit Cost	No Units	Current Cost When New	Estimated Remaining Life	Expected Life When New	Fiscal Calendar Year	Estimated Future Cost	Raw Annual Payment
<b>03.00 Superstructure</b>								
Concrete Patio Crack Filling Allowance (Cracks noted at some patio)	\$ 2,500 ea	1	\$ 2,500	0 Years	15 Years	2026	\$ 2,589	\$ 2,582.99
				15 Years		2041	\$ 4,373	\$ 280.81
						2056	\$ 7,387	\$ 474.33
Concrete Patio Partial Upgrades Allowance	\$ 2,000 ea	10	\$ 20,000	14 Years	50 Years	2040	\$ 33,783	\$ 2,169.29
				50 Years		2090	\$ 193,915	\$ 3,414.50
Concrete Patio Partial Upgrades Allowance	\$ 2,000 ea	10	\$ 20,000	16 Years	50 Years	2042	\$ 36,229	\$ 2,042.28
				50 Years		2092	\$ 207,954	\$ 3,661.70
Concrete Patio Partial Upgrades Allowance	\$ 2,000 ea	10	\$ 20,000	18 Years	50 Years	2044	\$ 38,852	\$ 1,949.68
				50 Years		2094	\$ 223,010	\$ 3,926.81
Concrete Patio Partial Upgrades Allowance	\$ 2,000 ea	11	\$ 22,000	20 Years	50 Years	2046	\$ 45,832	\$ 2,070.33
				50 Years		2096	\$ 263,071	\$ 4,632.21
Concrete Patio Partial Upgrades Allowance	\$ 2,000 ea	11	\$ 22,000	22 Years	50 Years	2048	\$ 49,150	\$ 2,016.87
				50 Years		2098	\$ 282,118	\$ 4,967.58
Deck Privacy / Guard Wall Upgrades	\$ 4,000 ea	2	\$ 8,000	0 Years	35 Years	2026	\$ 8,285	\$ 8,265.57
				35 Years		2061	\$ 28,152	\$ 736.17
Deck Privacy / Guard Wall Upgrades	\$ 4,000 ea	2	\$ 8,000	5 Years	35 Years	2031	\$ 9,866	\$ 1,620.20
				35 Years		2066	\$ 33,527	\$ 876.74
Deck Privacy / Guard Wall Upgrades	\$ 4,000 ea	2	\$ 8,000	10 Years	35 Years	2036	\$ 11,750	\$ 1,039.33
				35 Years		2071	\$ 39,929	\$ 1,044.15
Deck Privacy / Guard Wall Upgrades	\$ 4,000 ea	2	\$ 8,000	15 Years	35 Years	2041	\$ 13,994	\$ 840.29
				35 Years		2076	\$ 47,553	\$ 1,243.52
Decks Vinyl Membrane (Unit 25 Only)	\$ 3,000 ea	1	\$ 3,000	0 Years	20 Years	2026	\$ 3,107	\$ 3,099.59
				20 Years		2046	\$ 6,250	\$ 297.19
						2066	\$ 12,573	\$ 597.86
Decks Vinyl Membrane (All but Unit 25 completed in 2023/2024)	\$ 3,000 ea	7	\$ 21,000	19 Years	20 Years	2045	\$ 42,246	\$ 2,008.87
				20 Years		2065	\$ 84,986	\$ 4,041.25
Exterior Stairs Periodic Repairs / Upgrades Allowance	\$ 2,500 ea	2	\$ 5,000	0 Years	20 Years	2026	\$ 5,178	\$ 5,165.98
				20 Years		2046	\$ 10,416	\$ 495.31
						2066	\$ 20,954	\$ 996.43

VIS2090 Model 1 - 2026 Reserve Study Expense Item Listing - Continued

Reserve Items	Unit Cost	No Units	Current Cost When New	Estimated Remaining Life	Expected Life When New	Fiscal Calendar Year	Estimated Future Cost	Raw Annual Payment
Exterior Stairs General Upgrades	\$ 7,500 ea	6	\$ 45,000	5 Years	40 Years	2031	\$ 55,499	\$ 9,113.63
				40 Years		2071	\$ 224,600	\$ 5,073.36
Upper Floor Walkways Vinyl Membrane	\$ 5,000 ea	4	\$ 20,000	0 Years	25 Years	2026	\$ 20,711	\$ 20,663.92
				25 Years		2051	\$ 49,621	\$ 1,863.77
						2076	\$ 118,882	\$ 4,465.27
<b>04.00 Exterior Closure</b>								
Doors - Deck / Patio Sliding Doors	\$ 3,500 ea	13	\$ 45,500	10 Years	40 Years	2036	\$ 66,830	\$ 5,911.18
				40 Years		2076	\$ 270,457	\$ 6,109.22
Doors - Deck / Patio Sliding Doors	\$ 3,500 ea	13	\$ 45,500	12 Years	40 Years	2038	\$ 71,668	\$ 5,336.87
				40 Years		2078	\$ 290,038	\$ 6,551.52
Doors - Deck / Patio Sliding Doors	\$ 3,500 ea	13	\$ 45,500	14 Years	40 Years	2040	\$ 76,857	\$ 4,935.13
				40 Years		2080	\$ 311,037	\$ 7,025.84
Doors - Deck / Patio Sliding Doors	\$ 3,500 ea	13	\$ 45,500	16 Years	40 Years	2042	\$ 82,421	\$ 4,646.20
				40 Years		2082	\$ 333,555	\$ 7,534.50
Doors - Storage and Electrical Shed Doors Painting	\$ 250 ea	6	\$ 1,500	0 Years	15 Years	2026	\$ 1,553	\$ 1,549.79
				15 Years		2041	\$ 2,624	\$ 168.48
						2056	\$ 4,432	\$ 284.60
Doors - Storage and Electrical Shed Doors Replacement	\$ 750 ea	6	\$ 4,500	10 Years	45 Years	2036	\$ 6,610	\$ 584.62
				45 Years		2081	\$ 31,856	\$ 631.40
Doors - Unit Front Entry Doors Painting	\$ 300 ea	52	\$ 15,600	0 Years	15 Years	2026	\$ 16,155	\$ 16,117.86
				15 Years		2041	\$ 27,288	\$ 1,752.23
						2056	\$ 46,094	\$ 2,959.80
Doors - Unit Front Entry Doors Replacement	\$ 1,000 ea	52	\$ 52,000	7 Years	40 Years	2033	\$ 68,775	\$ 8,427.84
				40 Years		2073	\$ 278,328	\$ 6,286.99
Exterior Stucco Wall Painting	\$ 5.25 / ft²	30078 ft²	\$ 157,910	7 Years	20 Years	2033	\$ 208,850	\$ 25,593.00
				20 Years		2053	\$ 420,143	\$ 19,978.68
						2073	\$ 845,203	\$ 40,191.15
Exterior Wall Immediate Minor Upgrades	\$ 20,000 ea	1	\$ 20,000	0 Years	20 Years	2026	\$ 20,711	\$ 20,663.92
Exterior Wall Unexpected Repairs / Upgrades Allowance	\$ 5,000 ea	52	\$ 260,000	15 Years	50 Years	2041	\$ 454,804	\$ 27,309.32
				50 Years		2091	\$ 2,610,558	\$ 45,967.24
Fascia Board & Trim Painting	\$ 250 ea	52	\$ 13,000	2 Years	10 Years	2028	\$ 14,437	\$ 4,777.34
				10 Years		2038	\$ 20,477	\$ 1,997.33

VIS2090 Model 1 - 2026 Reserve Study Expense Item Listing - Continued

<b>Reserve Items</b>	<b>Unit Cost</b>	<b>No Units</b>	<b>Current Cost When New</b>	<b>Estimated Remaining Life</b>	<b>Expected Life When New</b>	<b>Fiscal Calendar Year</b>	<b>Estimated Future Cost</b>	<b>Raw Annual Payment</b>
Fascia Board & Trim Painting	\$ 250 ea	52	\$ 13,000	10 Years	10 Years	2048	\$ 29,043	\$ 2,832.90
						2058	\$ 41,193	\$ 4,018.03
Sealant of Windows, Doors & Weather Stripping	\$ 150 ea	52	\$ 7,800	5 Years 15 Years	15 Years	2031	\$ 9,620	\$ 1,579.70
						2046	\$ 16,249	\$ 1,043.40
						2061	\$ 27,448	\$ 1,762.48
Window Glass 5% Partial Replacement	\$ 110 / ft <sup>2</sup>	99 ft <sup>2</sup>	\$ 10,890	5 Years 35 Years	35 Years	2031	\$ 13,431	\$ 2,205.50
						2066	\$ 45,639	\$ 1,193.46
Window Glass 5% Partial Replacement	\$ 110 / ft <sup>2</sup>	99 ft <sup>2</sup>	\$ 10,890	10 Years 35 Years	35 Years	2036	\$ 15,995	\$ 1,414.78
						2071	\$ 54,353	\$ 1,421.35
Window Glass 5% Partial Replacement	\$ 110 / ft <sup>2</sup>	99 ft <sup>2</sup>	\$ 10,890	15 Years 35 Years	35 Years	2041	\$ 19,049	\$ 1,143.84
						2076	\$ 64,731	\$ 1,692.74
Window Glass 10% Partial Replacement	\$ 110 / ft <sup>2</sup>	198 ft <sup>2</sup>	\$ 21,780	20 Years 35 Years	35 Years	2046	\$ 45,373	\$ 2,049.63
						2081	\$ 154,183	\$ 4,031.92
Window Glass 10% Partial Replacement	\$ 110 / ft <sup>2</sup>	198 ft <sup>2</sup>	\$ 21,780	25 Years 35 Years	35 Years	2051	\$ 54,037	\$ 1,946.61
						2086	\$ 183,623	\$ 4,801.79
Window Glass 15% Partial Replacement	\$ 110 / ft <sup>2</sup>	297 ft <sup>2</sup>	\$ 32,670	30 Years	35 Years	2056	\$ 96,532	\$ 2,879.49
<b>05.00 Roofing</b>								
Downspout & Gutter Replacement	\$ 13.00 / lf	5846 lf	\$ 75,998	23 Years 30 Years	30 Years	2049	\$ 175,824	\$ 6,896.76
						2079	\$ 501,677	\$ 15,503.19
Roof - Fibreglass Shingle Replacement (All new in 2023/2024)	\$ 9.25 / ft <sup>2</sup>	26030 ft <sup>2</sup>	\$ 240,778	23 Years 25 Years	25 Years	2049	\$ 557,048	\$ 21,850.37
						2074	\$ 1,334,587	\$ 50,127.61
<b>06.00 Mechanical</b>								
Interior Pipes Partial Replacement	\$ 25,000 ea	1	\$ 25,000	10 Years 40 Years	40 Years	2036 2076	\$ 36,720 \$ 148,603	\$ 3,247.90 \$ 3,356.71
<b>09.00 Electrical Systems</b>								
Electrical Planning Report	\$ 4,200 ea	1	\$ 4,200	2 Years 50 Years	50 Years	2028	\$ 4,664	\$ 1,543.45
						2078	\$ 26,773	\$ 471.42
Electrical System General Upgrades Allowance	\$ 10,000 ea	1	\$ 10,000	15 Years 50 Years	50 Years	2041	\$ 17,492	\$ 1,050.36
						2091	\$ 100,406	\$ 1,767.97

VIS2090 Model 1 - 2026 Reserve Study Expense Item Listing - Continued

Reserve Items	Unit Cost	No Units	Current Cost When New	Estimated Remaining Life	Expected Life When New	Fiscal Calendar Year	Estimated Future Cost	Raw Annual Payment
Exterior Lighting Upgrades (Newer) Allowance	\$ 7,500 ea	1	\$ 7,500	15 Years	25 Years	2041	\$ 13,119	\$ 787.77
				25 Years		2066	\$ 31,432	\$ 1,180.58
Exterior Lighting Upgrades (Older) Allowance	\$ 5,000 ea	1	\$ 5,000	0 Years	25 Years	2026	\$ 5,178	\$ 5,165.98
				25 Years		2051	\$ 12,405	\$ 465.94
						2076	\$ 29,721	\$ 1,116.32
<b>10.00 Services/Professional Fees</b>								
Depreciation Study Updates	\$ 4,032 ea	1	\$ 4,032	5 Years	5 Years	2031	\$ 4,973	\$ 816.58
						2036	\$ 5,922	\$ 1,169.94
						2041	\$ 7,053	\$ 1,393.33
						2046	\$ 8,400	\$ 1,659.37
						2051	\$ 10,004	\$ 1,976.22
						2056	\$ 11,914	\$ 2,353.56
Insurance Appraisal	\$ 1,313 ea	1	\$ 1,313	3 Years	3 Years	2029	\$ 1,509	\$ 373.67
						2032	\$ 1,676	\$ 554.70
						2035	\$ 1,862	\$ 616.01
						2038	\$ 2,067	\$ 684.11
						2041	\$ 2,296	\$ 759.73
						2044	\$ 2,550	\$ 843.71
						2047	\$ 2,832	\$ 936.97
						2050	\$ 3,145	\$ 1,040.55
						2053	\$ 3,492	\$ 1,155.57
2056	\$ 3,878	\$ 1,283.31						
<b>12.00 Site Improvements</b>								
Asphalt Curb Replacement	\$ 5.25 / lf	1730 lf	\$ 9,083	0 Years	40 Years	2026	\$ 9,406	\$ 9,384.00
				40 Years		2066	\$ 38,064	\$ 859.80
Asphalt Paving Crack Filling	\$ 5,000 ea	1	\$ 5,000	0 Years	5 Years	2026	\$ 5,178	\$ 5,165.98
				5 Years		2031	\$ 6,167	\$ 1,218.21
						2036	\$ 7,344	\$ 1,450.81
						2041	\$ 8,746	\$ 1,727.84
						2046	\$ 10,416	\$ 2,057.75
						2051	\$ 12,405	\$ 2,450.67
	2056	\$ 14,774	\$ 2,918.61					
Asphalt Paving, 2" Scrape and Peel			\$ 210,392	15 Years	50 Years	2041	\$ 368,027	\$ 22,098.70
				50 Years		2091	\$ 2,112,464	\$ 37,196.69
Chainlink Fence - 5' Ht Replacement	\$ 47.08 / lf	875 lf	\$ 41,195	12 Years	40 Years	2038	\$ 64,887	\$ 4,831.92
				40 Years		2078	\$ 262,596	\$ 5,931.64

VIS2090 Model 1 - 2026 Reserve Study Expense Item Listing - Continued

Reserve Items	Unit Cost	No Units	Current Cost When New	Estimated Remaining Life	Expected Life When New	Fiscal Calendar Year	Estimated Future Cost	Raw Annual Payment
Chainlink Fence - With Inserts, 5' Ht. Replacement Allowance			\$ 14,835	12 Years	40 Years	2038	\$ 23,367	\$ 1,740.06
				40 Years		2078	\$ 94,565	\$ 2,136.08
Concrete Sidewalk Partial Upgrades Allowance	\$ 10,000 ea	1	\$ 10,000	2 Years	10 Years	2028	\$ 11,105	\$ 3,674.88
				10 Years		2038	\$ 15,751	\$ 1,536.41
						2048	\$ 22,341	\$ 2,179.16
						2058	\$ 31,687	\$ 3,090.79
Fence - Perimeter Fence Repairs / Upgrades Allowance	\$ 3,500 ea	1	\$ 3,500	0 Years	5 Years	2026	\$ 3,624	\$ 3,616.19
				5 Years		2031	\$ 4,317	\$ 852.74
						2036	\$ 5,141	\$ 1,015.57
						2041	\$ 6,122	\$ 1,209.48
						2046	\$ 7,291	\$ 1,440.43
						2051	\$ 8,684	\$ 1,715.47
Fence - Perimeter Fence, 4 ft Ht	\$ 50.00 / lf	356 lf	\$ 17,800	5 Years	20 Years	2031	\$ 21,953	\$ 3,604.95
				20 Years		2051	\$ 44,162	\$ 2,100.01
						2071	\$ 88,842	\$ 4,224.60
Fence - Perimeter Fence, 6 ft Ht	\$ 75.00 / lf	243 lf	\$ 18,225	5 Years	25 Years	2031	\$ 22,477	\$ 3,691.02
				25 Years		2056	\$ 53,851	\$ 2,022.65
Landscaping General Upgrades	\$ 10,000 ea	1	\$ 10,000	2 Years	10 Years	2028	\$ 11,105	\$ 3,674.88
				10 Years		2038	\$ 15,751	\$ 1,536.41
						2048	\$ 22,341	\$ 2,179.16
						2058	\$ 31,687	\$ 3,090.79
Painting - Parking Lines	\$ 3,500 ea	1	\$ 3,500	0 Years	5 Years	2026	\$ 3,624	\$ 3,616.19
				5 Years		2031	\$ 4,317	\$ 852.74
						2036	\$ 5,141	\$ 1,015.57
						2041	\$ 6,122	\$ 1,209.48
						2046	\$ 7,291	\$ 1,440.43
						2051	\$ 8,684	\$ 1,715.47
Signage Replacement / Upgrade Allowance	\$ 5,000 ea	1	\$ 5,000	5 Years	25 Years	2031	\$ 6,167	\$ 1,012.63
				25 Years		2056	\$ 14,774	\$ 554.91
Underground Service - Camera Inspection	\$ 3,500 ea	1	\$ 3,500	5 Years	5 Years	2031	\$ 4,317	\$ 708.84
						2036	\$ 5,141	\$ 1,015.57
						2041	\$ 6,122	\$ 1,209.48
						2046	\$ 7,291	\$ 1,440.43
						2051	\$ 8,684	\$ 1,715.47
						2056	\$ 10,342	\$ 2,043.02

VIS2090 Model 1 - 2026 Reserve Study Expense Item Listing - Continued

<b>Reserve Items</b>	<b>Unit Cost</b>	<b>No Units</b>	<b>Current Cost When New</b>	<b>Estimated Remaining Life</b>	<b>Expected Life When New</b>	<b>Fiscal Calendar Year</b>	<b>Estimated Future Cost</b>	<b>Raw Annual Payment</b>
Underground Services - Water, Sewer & Storm and Perimeter Drain Partial Replacement	\$ 200 / lf	250 lf	\$ 50,000	14 Years	50 Years	2040	\$ 84,458	\$ 5,423.22
				50 Years		2090	\$ 484,788	\$ 8,536.25
Yard Lights Replacement	\$ 650 ea	4	\$ 2,600	2 Years	30 Years	2028	\$ 2,887	\$ 955.47
				30 Years		2058	\$ 8,239	\$ 254.60

Raw Annual Payments do not include earned interest, tax adjustments or payments made with initial reserves.

Months Remaining in Fiscal Calendar Year 2026: 12

Expected annual inflation: 3.50% Interest earned on reserve funds: 0.50% Initial Reserve: \$ 192,329

## Present Costs

Category	Item Name	No Units	Unit Cost	Present Cost	Net Present Value
03.00 Superstructure	Concrete Patio Crack Filling Allowance (Cracks noted at some patio)	1	\$ 2,500.00 ea	\$ 2,500.00	\$ 0.00
	Concrete Patio Partial Upgrades Allowance	10	\$ 2,000.00 ea	\$ 20,000.00	\$ 5,600.00
	Concrete Patio Partial Upgrades Allowance	10	\$ 2,000.00 ea	\$ 20,000.00	\$ 6,400.00
	Concrete Patio Partial Upgrades Allowance	10	\$ 2,000.00 ea	\$ 20,000.00	\$ 7,200.00
	Concrete Patio Partial Upgrades Allowance	11	\$ 2,000.00 ea	\$ 22,000.00	\$ 8,800.00
	Concrete Patio Partial Upgrades Allowance	11	\$ 2,000.00 ea	\$ 22,000.00	\$ 9,680.00
	Deck Privacy / Guard Wall Upgrades	2	\$ 4,000.00 ea	\$ 8,000.00	\$ 0.00
	Deck Privacy / Guard Wall Upgrades	2	\$ 4,000.00 ea	\$ 8,000.00	\$ 1,142.86
	Deck Privacy / Guard Wall Upgrades	2	\$ 4,000.00 ea	\$ 8,000.00	\$ 2,285.71
	Deck Privacy / Guard Wall Upgrades	2	\$ 4,000.00 ea	\$ 8,000.00	\$ 3,428.57
	Decks Vinyl Membrane (Unit 25 Only)	1	\$ 3,000.00 ea	\$ 3,000.00	\$ 0.00
	Decks Vinyl Membrane (All but Unit 25 completed in 2023/2024)	7	\$ 3,000.00 ea	\$ 21,000.00	\$ 19,950.00
	Exterior Stairs Periodic Repairs / Upgrades Allowance	2	\$ 2,500.00 ea	\$ 5,000.00	\$ 0.00
	Exterior Stairs General Upgrades	6	\$ 7,500.00 ea	\$ 45,000.00	\$ 5,625.00
Upper Floor Walkways Vinyl Membrane	4	\$ 5,000.00 ea	\$ 20,000.00	\$ 0.00	
03.00 Superstructure Sub Total =				\$ 232,500.00	\$ 70,112.14
04.00 Exterior Closure	Doors - Deck / Patio Sliding Doors	13	\$ 3,500.00 ea	\$ 45,500.00	\$ 11,375.00
	Doors - Deck / Patio Sliding Doors	13	\$ 3,500.00 ea	\$ 45,500.00	\$ 13,650.00
	Doors - Deck / Patio Sliding Doors	13	\$ 3,500.00 ea	\$ 45,500.00	\$ 15,925.00
	Doors - Deck / Patio Sliding Doors	13	\$ 3,500.00 ea	\$ 45,500.00	\$ 18,200.00
	Doors - Storage and Electrical Shed Doors Painting	6	\$ 250.00 ea	\$ 1,500.00	\$ 0.00
	Doors - Storage and Electrical Shed Doors Replacement	6	\$ 750.00 ea	\$ 4,500.00	\$ 1,000.00
	Doors - Unit Front Entry Doors Painting	52	\$ 300.00 ea	\$ 15,600.00	\$ 0.00
	Doors - Unit Front Entry Doors Replacement	52	\$ 1,000.00 ea	\$ 52,000.00	\$ 9,100.00

Present Costs - Continued

Category	Item Name	No Units	Unit Cost	Present Cost	Net Present Value
04.00 Exterior Closure	Exterior Stucco Wall Painting	30078 ft <sup>2</sup>	\$ 5.25 / ft <sup>2</sup>	\$ 157,909.50	\$ 55,268.32
	Exterior Wall Immediate Minor Upgrades	1	\$ 20,000.00 ea	\$ 20,000.00	\$ 0.00
	Exterior Wall Unexpected Repairs / Upgrades Allowance	52	\$ 5,000.00 ea	\$ 260,000.00	\$ 78,000.00
	Fascia Board & Trim Painting	52	\$ 250.00 ea	\$ 13,000.00	\$ 2,600.00
	Sealant of Windows, Doors & Weather Stripping	52	\$ 150.00 ea	\$ 7,800.00	\$ 2,600.00
	Window Glass 5% Partial Replacement	99 ft <sup>2</sup>	\$ 110.00 / ft <sup>2</sup>	\$ 10,890.00	\$ 1,555.71
	Window Glass 5% Partial Replacement	99 ft <sup>2</sup>	\$ 110.00 / ft <sup>2</sup>	\$ 10,890.00	\$ 3,111.43
	Window Glass 5% Partial Replacement	99 ft <sup>2</sup>	\$ 110.00 / ft <sup>2</sup>	\$ 10,890.00	\$ 4,667.14
	Window Glass 10% Partial Replacement	198 ft <sup>2</sup>	\$ 110.00 / ft <sup>2</sup>	\$ 21,780.00	\$ 12,445.71
	Window Glass 10% Partial Replacement	198 ft <sup>2</sup>	\$ 110.00 / ft <sup>2</sup>	\$ 21,780.00	\$ 15,557.14
	Window Glass 15% Partial Replacement	297 ft <sup>2</sup>	\$ 110.00 / ft <sup>2</sup>	\$ 32,670.00	\$ 28,002.86
04.00 Exterior Closure Sub Total =				\$ 823,209.50	\$ 273,058.33
05.00 Roofing	Downspout & Gutter Replacement	5846 lf	\$ 13.00 / lf	\$ 75,998.00	\$ 58,265.13
	Roof - Fibreglass Shingle Replacement (All new in 2023/2024)	26030 ft <sup>2</sup>	\$ 9.25 / ft <sup>2</sup>	\$ 240,777.50	\$ 221,515.30
05.00 Roofing Sub Total =				\$ 316,775.50	\$ 279,780.43
06.00 Mechanical	Interior Pipes Partial Replacement	1	\$ 25,000.00 ea	\$ 25,000.00	\$ 6,250.00
09.00 Electrical Systems	Electrical Planning Report	1	\$ 4,200.00 ea	\$ 4,200.00	\$ 168.00
	Electrical System General Upgrades Allowance	1	\$ 10,000.00 ea	\$ 10,000.00	\$ 3,000.00
	Exterior Lighting Upgrades (Newer) Allowance	1	\$ 7,500.00 ea	\$ 7,500.00	\$ 4,500.00
	Exterior Lighting Upgrades (Older) Allowance	1	\$ 5,000.00 ea	\$ 5,000.00	\$ 0.00
09.00 Electrical Systems Sub Total =				\$ 26,700.00	\$ 7,668.00
10.00 Services/Professional Fees	Depreciation Study Updates	1	\$ 4,032.00 ea	\$ 4,032.00	\$ 4,032.00
	Insurance Appraisal	1	\$ 1,312.50 ea	\$ 1,312.50	\$ 1,312.50
10.00 Services/Professional Fees Sub Total =				\$ 5,344.50	\$ 5,344.50
12.00 Site Improvements	Asphalt Curb Replacement	1730 lf	\$ 5.25 / lf	\$ 9,082.50	\$ 0.00
	Asphalt Paving Crack Filling	1	\$ 5,000.00 ea	\$ 5,000.00	\$ 0.00

Prepared by Pacific Rim Appraisals

Present Costs - Continued

Category	Item Name	No Units	Unit Cost	Present Cost	Net Present Value
12.00 Site Improvements	Asphalt Paving, 2" Scrape and Peel			\$ 210,392.00	\$ 63,117.60
	Chainlink Fence - 5' Ht Replacement	875 lf	\$ 47.08 / lf	\$ 41,195.00	\$ 12,358.50
	Chainlink Fence - With Inserts, 5' Ht. Replacement Allowance			\$ 14,835.00	\$ 4,450.50
	Concrete Sidewalk Partial Upgrades Allowance	1	\$ 10,000.00 ea	\$ 10,000.00	\$ 2,000.00
	Fence - Perimeter Fence Repairs / Upgrades Allowance	1	\$ 3,500.00 ea	\$ 3,500.00	\$ 0.00
	Fence - Perimeter Fence, 4 ft Ht	356 lf	\$ 50.00 / lf	\$ 17,800.00	\$ 4,450.00
	Fence - Perimeter Fence, 6 ft Ht	243 lf	\$ 75.00 / lf	\$ 18,225.00	\$ 3,645.00
	Landscaping General Upgrades	1	\$ 10,000.00 ea	\$ 10,000.00	\$ 2,000.00
	Painting - Parking Lines	1	\$ 3,500.00 ea	\$ 3,500.00	\$ 0.00
	Signage Replacement / Upgrade Allowance	1	\$ 5,000.00 ea	\$ 5,000.00	\$ 1,000.00
	Underground Service - Camera Inspection	1	\$ 3,500.00 ea	\$ 3,500.00	\$ 3,500.00
	Underground Services - Water, Sewer & Storm and Perimeter Drain Partial Replacement	250 lf	\$ 200.00 / lf	\$ 50,000.00	\$ 14,000.00
	Yard Lights Replacement	4	\$ 650.00 ea	\$ 2,600.00	\$ 173.33
12.00 Site Improvements Sub Total =				\$ 404,629.50	\$ 110,694.93
Totals =				\$ 1,834,159.00	\$ 752,908.31

VIS2090 Model 1 - 2026 Funding Study - Depreciation by Item and by Fiscal Calendar Year

Item Description	FY 2026	FY 2027	FY 2028	FY 2029	FY 2030	FY 2031	FY 2032	FY 2033
<b>03.00 Superstructure</b>								
Concrete Patio Crack Filling Allowance (Cracks noted at some patio)	\$ 2,589	\$ 179	\$ 370	\$ 575	\$ 794	\$ 1,028	\$ 1,277	\$ 1,543
Concrete Patio Partial Upgrades Allowance	\$ 15,026	\$ 15,981	\$ 16,985	\$ 18,040	\$ 19,148	\$ 20,313	\$ 21,537	\$ 22,821
Concrete Patio Partial Upgrades Allowance	\$ 14,214	\$ 15,140	\$ 16,114	\$ 17,138	\$ 18,214	\$ 19,346	\$ 20,535	\$ 21,784
Concrete Patio Partial Upgrades Allowance	\$ 13,401	\$ 14,299	\$ 15,243	\$ 16,236	\$ 17,280	\$ 18,379	\$ 19,533	\$ 20,747
Concrete Patio Partial Upgrades Allowance	\$ 13,848	\$ 14,803	\$ 15,809	\$ 16,867	\$ 17,981	\$ 19,152	\$ 20,385	\$ 21,680
Concrete Patio Partial Upgrades Allowance	\$ 12,955	\$ 13,878	\$ 14,851	\$ 15,875	\$ 16,953	\$ 18,088	\$ 19,283	\$ 20,539
Deck Privacy / Guard Wall Upgrades	\$ 8,285	\$ 245	\$ 508	\$ 789	\$ 1,089	\$ 1,409	\$ 1,752	\$ 2,116
Deck Privacy / Guard Wall Upgrades	\$ 7,134	\$ 7,626	\$ 8,144	\$ 8,689	\$ 9,263	\$ 9,866	\$ 292	\$ 605
Deck Privacy / Guard Wall Upgrades	\$ 5,983	\$ 6,434	\$ 6,910	\$ 7,411	\$ 7,940	\$ 8,496	\$ 9,082	\$ 9,699
Deck Privacy / Guard Wall Upgrades	\$ 4,833	\$ 5,243	\$ 5,676	\$ 6,134	\$ 6,616	\$ 7,126	\$ 7,663	\$ 8,229
Decks Vinyl Membrane (Unit 25 Only)	\$ 3,107	\$ 161	\$ 333	\$ 518	\$ 715	\$ 925	\$ 1,149	\$ 1,389
Decks Vinyl Membrane (All but Unit 25 completed in 2023/2024)	\$ 2,071	\$ 3,217	\$ 4,442	\$ 5,750	\$ 7,146	\$ 8,633	\$ 10,217	\$ 11,903
Exterior Stairs Periodic Repairs / Upgrades Allowance	\$ 5,178	\$ 268	\$ 555	\$ 863	\$ 1,191	\$ 1,542	\$ 1,916	\$ 2,315
Exterior Stairs General Upgrades	\$ 40,918	\$ 43,550	\$ 46,318	\$ 49,227	\$ 52,285	\$ 55,499	\$ 1,437	\$ 2,976
Upper Floor Walkways Vinyl Membrane	\$ 20,711	\$ 858	\$ 1,777	\$ 2,760	\$ 3,811	\$ 4,933	\$ 6,130	\$ 7,407
<b>03.00 Superstructure Depreciation Subtotal :</b>	<b>\$ 170,253</b>	<b>\$ 141,882</b>	<b>\$ 154,035</b>	<b>\$ 166,872</b>	<b>\$ 180,426</b>	<b>\$ 194,735</b>	<b>\$ 142,188</b>	<b>\$ 155,753</b>
<b>04.00 Exterior Closure</b>								
Doors - Deck / Patio Sliding Doors	\$ 35,626	\$ 38,083	\$ 40,670	\$ 43,393	\$ 46,258	\$ 49,272	\$ 52,442	\$ 55,775
Doors - Deck / Patio Sliding Doors	\$ 33,328	\$ 35,703	\$ 38,205	\$ 40,840	\$ 43,615	\$ 46,535	\$ 49,607	\$ 52,839

**VIS2090 Model 1 - 2026 - Depreciation Report by Fiscal Calendar Year - Continued**

Item Description	FY 2026	FY 2027	FY 2028	FY 2029	FY 2030	FY 2031	FY 2032	FY 2033
Doors - Deck / Patio Sliding Doors	\$ 31,029	\$ 33,323	\$ 35,740	\$ 38,288	\$ 40,971	\$ 43,797	\$ 46,772	\$ 49,904
Doors - Deck / Patio Sliding Doors	\$ 28,731	\$ 30,943	\$ 33,276	\$ 35,735	\$ 38,328	\$ 41,060	\$ 43,938	\$ 46,968
Doors - Storage and Electrical Shed Doors Painting	\$ 1,553	\$ 107	\$ 222	\$ 345	\$ 476	\$ 617	\$ 766	\$ 926
Doors - Storage and Electrical Shed Doors Replacement	\$ 3,647	\$ 3,882	\$ 4,128	\$ 4,388	\$ 4,660	\$ 4,947	\$ 5,247	\$ 5,564
Doors - Unit Front Entry Doors Painting	\$ 16,155	\$ 1,115	\$ 2,310	\$ 3,588	\$ 4,954	\$ 6,413	\$ 7,970	\$ 9,628
Doors - Unit Front Entry Doors Replacement	\$ 44,656	\$ 47,604	\$ 50,706	\$ 53,968	\$ 57,398	\$ 61,003	\$ 64,793	\$ 68,775
Exterior Stucco Wall Painting	\$ 109,017	\$ 120,959	\$ 133,611	\$ 147,011	\$ 161,195	\$ 176,202	\$ 192,073	\$ 208,850
Exterior Wall Immediate Minor Upgrades	\$ 20,711							
Exterior Wall Unexpected Repairs / Upgrades Allowance	\$ 190,057	\$ 202,284	\$ 215,140	\$ 228,655	\$ 242,859	\$ 257,784	\$ 273,464	\$ 289,933
Fascia Board & Trim Painting	\$ 11,015	\$ 12,674	\$ 14,437	\$ 1,495	\$ 3,096	\$ 4,810	\$ 6,641	\$ 8,597
Sealant of Windows, Doors & Weather Stripping	\$ 5,553	\$ 6,274	\$ 7,038	\$ 7,849	\$ 8,709	\$ 9,620	\$ 664	\$ 1,375
Window Glass 5% Partial Replacement	\$ 9,711	\$ 10,381	\$ 11,086	\$ 11,828	\$ 12,609	\$ 13,431	\$ 397	\$ 823
Window Glass 5% Partial Replacement	\$ 8,145	\$ 8,759	\$ 9,406	\$ 10,089	\$ 10,808	\$ 11,565	\$ 12,363	\$ 13,203
Window Glass 5% Partial Replacement	\$ 6,578	\$ 7,137	\$ 7,727	\$ 8,349	\$ 9,007	\$ 9,700	\$ 10,431	\$ 11,202
Window Glass 10% Partial Replacement	\$ 10,024	\$ 11,030	\$ 12,094	\$ 13,220	\$ 14,410	\$ 15,669	\$ 16,999	\$ 18,404
Window Glass 10% Partial Replacement	\$ 6,892	\$ 7,786	\$ 8,734	\$ 9,741	\$ 10,808	\$ 11,938	\$ 13,136	\$ 14,403
Window Glass 15% Partial Replacement	\$ 5,639	\$ 6,812	\$ 8,063	\$ 9,393	\$ 10,808	\$ 12,311	\$ 13,908	\$ 15,603
<b>04.00 Exterior Closure Depreciation Subtotal :</b>	<b>\$ 578,067</b>	<b>\$ 584,856</b>	<b>\$ 632,593</b>	<b>\$ 668,175</b>	<b>\$ 720,969</b>	<b>\$ 776,674</b>	<b>\$ 811,611</b>	<b>\$ 872,772</b>
<b>05.00 Roofing</b>								
Downspout & Gutter Replacement	\$ 20,310	\$ 23,661	\$ 27,225	\$ 31,013	\$ 35,036	\$ 39,305	\$ 43,834	\$ 48,636
Roof - Fibreglass Shingle Replacement (All new in 2023/2024)	\$ 28,770	\$ 39,725	\$ 51,422	\$ 63,901	\$ 77,203	\$ 91,370	\$ 106,447	\$ 122,481
<b>05.00 Roofing Depreciation Subtotal :</b>	<b>\$ 49,080</b>	<b>\$ 63,386</b>	<b>\$ 78,647</b>	<b>\$ 94,914</b>	<b>\$ 112,239</b>	<b>\$ 130,675</b>	<b>\$ 150,281</b>	<b>\$ 171,117</b>

VIS2090 Model 1 - 2026 - Depreciation Report by Fiscal Calendar Year - Continued

Item Description	FY 2026	FY 2027	FY 2028	FY 2029	FY 2030	FY 2031	FY 2032	FY 2033
<b>06.00 Mechanical</b>								
Interior Pipes Partial Replacement	\$ 19,575	\$ 20,925	\$ 22,346	\$ 23,842	\$ 25,416	\$ 27,072	\$ 28,814	\$ 30,645
<b>09.00 Electrical Systems</b>								
Electrical Planning Report	\$ 4,179	\$ 4,416	\$ 4,664	\$ 97	\$ 200	\$ 311	\$ 429	\$ 555
Electrical System General Upgrades Allowance	\$ 7,310	\$ 7,780	\$ 8,275	\$ 8,794	\$ 9,341	\$ 9,915	\$ 10,518	\$ 11,151
Exterior Lighting Upgrades (Newer) Allowance	\$ 3,286	\$ 3,712	\$ 4,165	\$ 4,644	\$ 5,153	\$ 5,692	\$ 6,263	\$ 6,867
Exterior Lighting Upgrades (Older) Allowance	\$ 5,178	\$ 214	\$ 444	\$ 690	\$ 953	\$ 1,233	\$ 1,533	\$ 1,852
<b>09.00 Electrical Systems Depreciation Subtotal :</b>	<b>\$ 19,953</b>	<b>\$ 16,122</b>	<b>\$ 17,548</b>	<b>\$ 14,225</b>	<b>\$ 15,647</b>	<b>\$ 17,151</b>	<b>\$ 18,743</b>	<b>\$ 20,425</b>
<b>10.00 Services/Professional Fees</b>								
Depreciation Study Updates	\$ 696	\$ 1,441	\$ 2,239	\$ 3,091	\$ 4,002	\$ 4,973	\$ 1,030	\$ 2,133
Insurance Appraisal	\$ 340	\$ 704	\$ 1,093	\$ 1,509	\$ 521	\$ 1,079	\$ 1,676	\$ 579
<b>10.00 Services/Professional Fees Depreciation Subtotal :</b>	<b>\$ 1,036</b>	<b>\$ 2,145</b>	<b>\$ 3,332</b>	<b>\$ 4,600</b>	<b>\$ 4,523</b>	<b>\$ 6,052</b>	<b>\$ 2,706</b>	<b>\$ 2,712</b>
<b>12.00 Site Improvements</b>								
Asphalt Curb Replacement	\$ 9,406	\$ 244	\$ 504	\$ 783	\$ 1,082	\$ 1,400	\$ 1,740	\$ 2,102
Asphalt Paving Crack Filling	\$ 5,178	\$ 1,072	\$ 2,221	\$ 3,450	\$ 4,764	\$ 6,167	\$ 1,277	\$ 2,645
Asphalt Paving, 2" Scrape and Peel	\$ 153,794	\$ 163,688	\$ 174,091	\$ 185,028	\$ 196,521	\$ 208,599	\$ 221,287	\$ 234,613
Chainlink Fence - 5' Ht Replacement	\$ 30,174	\$ 32,325	\$ 34,591	\$ 36,976	\$ 39,488	\$ 42,132	\$ 44,913	\$ 47,840
Chainlink Fence - With Inserts, 5' Ht. Replacement Allowance	\$ 10,866	\$ 11,641	\$ 12,457	\$ 13,316	\$ 14,220	\$ 15,172	\$ 16,174	\$ 17,228
Concrete Sidewalk Partial Upgrades Allowance	\$ 8,473	\$ 9,749	\$ 11,105	\$ 1,150	\$ 2,382	\$ 3,700	\$ 5,109	\$ 6,613

**VIS2090 Model 1 - 2026 - Depreciation Report by Fiscal Calendar Year - Continued**

<b>Item Description</b>	<b>FY 2026</b>	<b>FY 2027</b>	<b>FY 2028</b>	<b>FY 2029</b>	<b>FY 2030</b>	<b>FY 2031</b>	<b>FY 2032</b>	<b>FY 2033</b>
Fence - Perimeter Fence Repairs / Upgrades Allowance	\$ 3,624	\$ 751	\$ 1,555	\$ 2,415	\$ 3,335	\$ 4,317	\$ 894	\$ 1,852
Fence - Perimeter Fence, 4 ft Ht	\$ 14,044	\$ 15,453	\$ 16,944	\$ 18,521	\$ 20,189	\$ 21,953	\$ 1,137	\$ 2,354
Fence - Perimeter Fence, 6 ft Ht	\$ 15,244	\$ 16,538	\$ 17,904	\$ 19,347	\$ 20,870	\$ 22,477	\$ 931	\$ 1,928
Landscaping General Upgrades	\$ 8,473	\$ 9,749	\$ 11,105	\$ 1,150	\$ 2,382	\$ 3,700	\$ 5,109	\$ 6,613
Painting - Parking Lines	\$ 3,624	\$ 751	\$ 1,555	\$ 2,415	\$ 3,335	\$ 4,317	\$ 894	\$ 1,852
Signage Replacement / Upgrade Allowance	\$ 4,182	\$ 4,537	\$ 4,912	\$ 5,308	\$ 5,726	\$ 6,167	\$ 255	\$ 529
Underground Service - Camera Inspection	\$ 604	\$ 1,251	\$ 1,943	\$ 2,683	\$ 3,474	\$ 4,317	\$ 894	\$ 1,852
Underground Services - Water, Sewer & Storm and Perimeter Drain Partial Replacement	\$ 37,565	\$ 39,952	\$ 42,462	\$ 45,100	\$ 47,871	\$ 50,783	\$ 53,841	\$ 57,053
Yard Lights Replacement	\$ 2,519	\$ 2,698	\$ 2,887	\$ 100	\$ 206	\$ 321	\$ 443	\$ 573
<b>12.00 Site Improvements Depreciation Subtotal :</b>	<b>\$ 307,770</b>	<b>\$ 310,399</b>	<b>\$ 336,236</b>	<b>\$ 337,742</b>	<b>\$ 365,845</b>	<b>\$ 395,522</b>	<b>\$ 354,898</b>	<b>\$ 385,647</b>
<b>Total Depreciation :</b>	<b>\$ 1,145,732</b>	<b>\$ 1,139,712</b>	<b>\$ 1,244,738</b>	<b>\$ 1,310,371</b>	<b>\$ 1,425,065</b>	<b>\$ 1,547,879</b>	<b>\$ 1,509,241</b>	<b>\$ 1,639,069</b>

**VIS2090 Model 1 - 2026 - Depreciation Report by Fiscal Calendar Year - Continued**

Item Description	FY 2034	FY 2035	FY 2036	FY 2037	FY 2038	FY 2039	FY 2040	FY 2041
<b>03.00 Superstructure</b>								
Concrete Patio Crack Filling Allowance (Cracks noted at some patio)	\$ 1,826	\$ 2,128	\$ 2,448	\$ 2,789	\$ 3,150	\$ 3,534	\$ 3,941	\$ 4,373
Concrete Patio Partial Upgrades Allowance	\$ 24,170	\$ 25,586	\$ 27,072	\$ 28,631	\$ 30,267	\$ 31,983	\$ 33,783	\$ 700
Concrete Patio Partial Upgrades Allowance	\$ 23,096	\$ 24,473	\$ 25,920	\$ 27,438	\$ 29,032	\$ 30,704	\$ 32,459	\$ 34,299
Concrete Patio Partial Upgrades Allowance	\$ 22,022	\$ 23,361	\$ 24,768	\$ 26,245	\$ 27,796	\$ 29,425	\$ 31,134	\$ 32,927
Concrete Patio Partial Upgrades Allowance	\$ 23,042	\$ 24,473	\$ 25,977	\$ 27,558	\$ 29,217	\$ 30,960	\$ 32,790	\$ 34,711
Concrete Patio Partial Upgrades Allowance	\$ 21,860	\$ 23,250	\$ 24,710	\$ 26,245	\$ 27,858	\$ 29,553	\$ 31,332	\$ 33,201
Deck Privacy / Guard Wall Upgrades	\$ 2,504	\$ 2,918	\$ 3,357	\$ 3,824	\$ 4,320	\$ 4,847	\$ 5,405	\$ 5,997
Deck Privacy / Guard Wall Upgrades	\$ 939	\$ 1,297	\$ 1,679	\$ 2,086	\$ 2,520	\$ 2,983	\$ 3,475	\$ 3,998
Deck Privacy / Guard Wall Upgrades	\$ 10,348	\$ 11,032	\$ 11,750	\$ 348	\$ 720	\$ 1,119	\$ 1,544	\$ 1,999
Deck Privacy / Guard Wall Upgrades	\$ 8,827	\$ 9,456	\$ 10,118	\$ 10,816	\$ 11,551	\$ 12,324	\$ 13,138	\$ 13,994
Decks Vinyl Membrane (Unit 25 Only)	\$ 1,644	\$ 1,915	\$ 2,203	\$ 2,510	\$ 2,835	\$ 3,181	\$ 3,547	\$ 3,936
Decks Vinyl Membrane (All but Unit 25 completed in 2023/2024)	\$ 13,696	\$ 15,602	\$ 17,625	\$ 19,773	\$ 22,052	\$ 24,467	\$ 27,027	\$ 29,737
Exterior Stairs Periodic Repairs / Upgrades Allowance	\$ 2,739	\$ 3,191	\$ 3,672	\$ 4,183	\$ 4,725	\$ 5,301	\$ 5,912	\$ 6,560
Exterior Stairs General Upgrades	\$ 4,623	\$ 6,383	\$ 8,262	\$ 10,267	\$ 12,404	\$ 14,680	\$ 17,103	\$ 19,679
Upper Floor Walkways Vinyl Membrane	\$ 8,766	\$ 10,212	\$ 11,750	\$ 13,385	\$ 15,121	\$ 16,964	\$ 18,919	\$ 20,991
<b>03.00 Superstructure Depreciation Subtotal :</b>	<b>\$ 170,102</b>	<b>\$ 185,277</b>	<b>\$ 201,311</b>	<b>\$ 206,098</b>	<b>\$ 223,568</b>	<b>\$ 242,025</b>	<b>\$ 261,509</b>	<b>\$ 247,102</b>
<b>04.00 Exterior Closure</b>								
Doors - Deck / Patio Sliding Doors	\$ 59,278	\$ 62,961	\$ 66,830	\$ 1,730	\$ 3,583	\$ 5,566	\$ 7,686	\$ 9,949
Doors - Deck / Patio Sliding Doors	\$ 56,238	\$ 59,813	\$ 63,570	\$ 67,519	\$ 71,668	\$ 1,855	\$ 3,843	\$ 5,969

**VIS2090 Model 1 - 2026 - Depreciation Report by Fiscal Calendar Year - Continued**

Item Description	FY 2034	FY 2035	FY 2036	FY 2037	FY 2038	FY 2039	FY 2040	FY 2041
Doors - Deck / Patio Sliding Doors	\$ 53,198	\$ 56,665	\$ 60,310	\$ 64,143	\$ 68,172	\$ 72,407	\$ 76,857	\$ 1,990
Doors - Deck / Patio Sliding Doors	\$ 50,159	\$ 53,517	\$ 57,050	\$ 60,767	\$ 64,676	\$ 68,787	\$ 73,108	\$ 77,649
Doors - Storage and Electrical Shed Doors Painting	\$ 1,096	\$ 1,277	\$ 1,469	\$ 1,673	\$ 1,890	\$ 2,120	\$ 2,365	\$ 2,624
Doors - Storage and Electrical Shed Doors Replacement	\$ 5,895	\$ 6,244	\$ 6,610	\$ 152	\$ 315	\$ 489	\$ 676	\$ 875
Doors - Unit Front Entry Doors Painting	\$ 11,395	\$ 13,276	\$ 15,275	\$ 17,401	\$ 19,658	\$ 22,053	\$ 24,594	\$ 27,288
Doors - Unit Front Entry Doors Replacement	\$ 1,781	\$ 3,688	\$ 5,728	\$ 7,909	\$ 10,238	\$ 12,723	\$ 15,371	\$ 18,192
Exterior Stucco Wall Painting	\$ 10,814	\$ 22,397	\$ 34,790	\$ 48,037	\$ 62,182	\$ 77,272	\$ 93,357	\$ 110,489
Exterior Wall Immediate Minor Upgrades								
Exterior Wall Unexpected Repairs / Upgrades Allowance	\$ 307,227	\$ 325,385	\$ 344,446	\$ 364,451	\$ 385,444	\$ 407,468	\$ 430,572	\$ 454,804
Fascia Board & Trim Painting	\$ 10,683	\$ 12,907	\$ 15,275	\$ 17,796	\$ 20,477	\$ 2,120	\$ 4,392	\$ 6,822
Sealant of Windows, Doors & Weather Stripping	\$ 2,137	\$ 2,950	\$ 3,819	\$ 4,746	\$ 5,733	\$ 6,786	\$ 7,905	\$ 9,096
Window Glass 5% Partial Replacement	\$ 1,278	\$ 1,765	\$ 2,285	\$ 2,840	\$ 3,431	\$ 4,060	\$ 4,730	\$ 5,443
Window Glass 5% Partial Replacement	\$ 14,087	\$ 15,017	\$ 15,995	\$ 473	\$ 980	\$ 1,523	\$ 2,102	\$ 2,721
Window Glass 5% Partial Replacement	\$ 12,015	\$ 12,871	\$ 13,774	\$ 14,724	\$ 15,724	\$ 16,776	\$ 17,884	\$ 19,049
Window Glass 10% Partial Replacement	\$ 19,887	\$ 21,452	\$ 23,104	\$ 24,846	\$ 26,683	\$ 28,619	\$ 30,658	\$ 32,807
Window Glass 10% Partial Replacement	\$ 15,744	\$ 17,162	\$ 18,661	\$ 20,245	\$ 21,918	\$ 23,684	\$ 25,549	\$ 27,516
Window Glass 15% Partial Replacement	\$ 17,401	\$ 19,307	\$ 21,327	\$ 23,466	\$ 25,730	\$ 28,125	\$ 30,658	\$ 33,336
<b>04.00 Exterior Closure Depreciation Subtotal :</b>	<b>\$ 650,313</b>	<b>\$ 708,654</b>	<b>\$ 770,318</b>	<b>\$ 742,918</b>	<b>\$ 808,502</b>	<b>\$ 782,433</b>	<b>\$ 852,307</b>	<b>\$ 846,619</b>
<b>05.00 Roofing</b>								
Downspout & Gutter Replacement	\$ 53,723	\$ 59,111	\$ 64,815	\$ 70,849	\$ 77,230	\$ 83,976	\$ 91,104	\$ 98,632
Roof - Fibreglass Shingle Replacement (All new in 2023/2024)	\$ 139,521	\$ 157,618	\$ 176,826	\$ 197,201	\$ 218,801	\$ 241,689	\$ 265,928	\$ 291,586
<b>05.00 Roofing Depreciation Subtotal :</b>	<b>\$ 193,244</b>	<b>\$ 216,729</b>	<b>\$ 241,641</b>	<b>\$ 268,050</b>	<b>\$ 296,031</b>	<b>\$ 325,665</b>	<b>\$ 357,032</b>	<b>\$ 390,218</b>

VIS2090 Model 1 - 2026 - Depreciation Report by Fiscal Calendar Year - Continued

Item Description	FY 2034	FY 2035	FY 2036	FY 2037	FY 2038	FY 2039	FY 2040	FY 2041
<b>06.00 Mechanical</b>								
Interior Pipes Partial Replacement	\$ 32,570	\$ 34,594	\$ 36,720	\$ 951	\$ 1,969	\$ 3,058	\$ 4,223	\$ 5,466
<b>09.00 Electrical Systems</b>								
Electrical Planning Report	\$ 690	\$ 834	\$ 987	\$ 1,150	\$ 1,323	\$ 1,507	\$ 1,703	\$ 1,910
Electrical System General Upgrades Allowance	\$ 11,816	\$ 12,515	\$ 13,248	\$ 14,017	\$ 14,825	\$ 15,672	\$ 16,560	\$ 17,492
Exterior Lighting Upgrades (Newer) Allowance	\$ 7,507	\$ 8,183	\$ 8,897	\$ 9,653	\$ 10,450	\$ 11,293	\$ 12,181	\$ 13,119
Exterior Lighting Upgrades (Older) Allowance	\$ 2,191	\$ 2,553	\$ 2,938	\$ 3,346	\$ 3,780	\$ 4,241	\$ 4,730	\$ 5,248
<b>09.00 Electrical Systems Depreciation Subtotal :</b>	<b>\$ 22,204</b>	<b>\$ 24,085</b>	<b>\$ 26,070</b>	<b>\$ 28,166</b>	<b>\$ 30,378</b>	<b>\$ 32,713</b>	<b>\$ 35,174</b>	<b>\$ 37,769</b>
<b>10.00 Services/Professional Fees</b>								
Depreciation Study Updates	\$ 3,313	\$ 4,575	\$ 5,922	\$ 1,227	\$ 2,540	\$ 3,946	\$ 5,449	\$ 7,053
Insurance Appraisal	\$ 1,198	\$ 1,862	\$ 643	\$ 1,331	\$ 2,067	\$ 714	\$ 1,478	\$ 2,296
<b>10.00 Services/Professional Fees Depreciation Subtotal :</b>	<b>\$ 4,511</b>	<b>\$ 6,437</b>	<b>\$ 6,565</b>	<b>\$ 2,558</b>	<b>\$ 4,607</b>	<b>\$ 4,660</b>	<b>\$ 6,927</b>	<b>\$ 9,349</b>
<b>12.00 Site Improvements</b>								
Asphalt Curb Replacement	\$ 2,488	\$ 2,898	\$ 3,335	\$ 3,799	\$ 4,292	\$ 4,815	\$ 5,370	\$ 5,958
Asphalt Paving Crack Filling	\$ 4,109	\$ 5,673	\$ 7,344	\$ 1,521	\$ 3,150	\$ 4,893	\$ 6,757	\$ 8,746
Asphalt Paving, 2" Scrape and Peel	\$ 248,608	\$ 263,302	\$ 278,726	\$ 294,914	\$ 311,901	\$ 329,723	\$ 348,419	\$ 368,027
Chainlink Fence - 5' Ht Replacement	\$ 50,917	\$ 54,153	\$ 57,555	\$ 61,131	\$ 64,887	\$ 1,680	\$ 3,479	\$ 5,405
Chainlink Fence - With Inserts, 5' Ht. Replacement Allowance	\$ 18,336	\$ 19,502	\$ 20,727	\$ 22,014	\$ 23,367	\$ 605	\$ 1,253	\$ 1,946
Concrete Sidewalk Partial Upgrades Allowance	\$ 8,218	\$ 9,928	\$ 11,750	\$ 13,689	\$ 15,751	\$ 1,631	\$ 3,378	\$ 5,248

**VIS2090 Model 1 - 2026 - Depreciation Report by Fiscal Calendar Year - Continued**

<b>Item Description</b>	<b>FY 2034</b>	<b>FY 2035</b>	<b>FY 2036</b>	<b>FY 2037</b>	<b>FY 2038</b>	<b>FY 2039</b>	<b>FY 2040</b>	<b>FY 2041</b>
Fence - Perimeter Fence Repairs / Upgrades Allowance	\$ 2,876	\$ 3,971	\$ 5,141	\$ 1,065	\$ 2,205	\$ 3,425	\$ 4,730	\$ 6,122
Fence - Perimeter Fence, 4 ft Ht	\$ 3,657	\$ 5,049	\$ 6,536	\$ 8,122	\$ 9,813	\$ 11,614	\$ 13,530	\$ 15,568
Fence - Perimeter Fence, 6 ft Ht	\$ 2,995	\$ 4,136	\$ 5,354	\$ 6,653	\$ 8,038	\$ 9,513	\$ 11,083	\$ 12,752
Landscaping General Upgrades	\$ 8,218	\$ 9,928	\$ 11,750	\$ 13,689	\$ 15,751	\$ 1,631	\$ 3,378	\$ 5,248
Painting - Parking Lines	\$ 2,876	\$ 3,971	\$ 5,141	\$ 1,065	\$ 2,205	\$ 3,425	\$ 4,730	\$ 6,122
Signage Replacement / Upgrade Allowance	\$ 822	\$ 1,135	\$ 1,469	\$ 1,825	\$ 2,205	\$ 2,610	\$ 3,041	\$ 3,498
Underground Service - Camera Inspection	\$ 2,876	\$ 3,971	\$ 5,141	\$ 1,065	\$ 2,205	\$ 3,425	\$ 4,730	\$ 6,122
Underground Services - Water, Sewer & Storm and Perimeter Drain Partial Replacement	\$ 60,425	\$ 63,965	\$ 67,680	\$ 71,578	\$ 75,668	\$ 79,958	\$ 84,458	\$ 1,749
Yard Lights Replacement	\$ 712	\$ 860	\$ 1,018	\$ 1,186	\$ 1,365	\$ 1,555	\$ 1,757	\$ 1,971
<b>12.00 Site Improvements Depreciation Subtotal :</b>	<b>\$ 418,133</b>	<b>\$ 452,442</b>	<b>\$ 488,667</b>	<b>\$ 503,316</b>	<b>\$ 542,803</b>	<b>\$ 460,503</b>	<b>\$ 500,093</b>	<b>\$ 454,482</b>
<b>Total Depreciation :</b>	<b>\$ 1,491,081</b>	<b>\$ 1,628,216</b>	<b>\$ 1,771,292</b>	<b>\$ 1,752,056</b>	<b>\$ 1,907,864</b>	<b>\$ 1,851,061</b>	<b>\$ 2,017,265</b>	<b>\$ 1,991,008</b>

**VIS2090 Model 1 - 2026 - Depreciation Report by Fiscal Calendar Year - Continued**

Item Description	FY 2042	FY 2043	FY 2044	FY 2045	FY 2046	FY 2047	FY 2048	FY 2049
<b>03.00 Superstructure</b>								
Concrete Patio Crack Filling Allowance (Cracks noted at some patio)	\$ 302	\$ 625	\$ 971	\$ 1,341	\$ 1,736	\$ 2,157	\$ 2,606	\$ 3,085
Concrete Patio Partial Upgrades Allowance	\$ 1,449	\$ 2,251	\$ 3,108	\$ 4,023	\$ 5,000	\$ 6,041	\$ 7,149	\$ 8,329
Concrete Patio Partial Upgrades Allowance	\$ 36,229	\$ 750	\$ 1,554	\$ 2,414	\$ 3,333	\$ 4,315	\$ 5,362	\$ 6,478
Concrete Patio Partial Upgrades Allowance	\$ 34,808	\$ 36,782	\$ 38,852	\$ 805	\$ 1,667	\$ 2,589	\$ 3,575	\$ 4,627
Concrete Patio Partial Upgrades Allowance	\$ 36,726	\$ 38,842	\$ 41,061	\$ 43,390	\$ 45,832	\$ 949	\$ 1,966	\$ 3,054
Concrete Patio Partial Upgrades Allowance	\$ 35,164	\$ 37,224	\$ 39,385	\$ 41,654	\$ 44,034	\$ 46,531	\$ 49,150	\$ 1,018
Deck Privacy / Guard Wall Upgrades	\$ 6,625	\$ 7,289	\$ 7,992	\$ 8,737	\$ 9,523	\$ 10,355	\$ 11,234	\$ 12,163
Deck Privacy / Guard Wall Upgrades	\$ 4,555	\$ 5,145	\$ 5,772	\$ 6,437	\$ 7,143	\$ 7,890	\$ 8,681	\$ 9,519
Deck Privacy / Guard Wall Upgrades	\$ 2,484	\$ 3,001	\$ 3,552	\$ 4,138	\$ 4,762	\$ 5,424	\$ 6,128	\$ 6,875
Deck Privacy / Guard Wall Upgrades	\$ 414	\$ 858	\$ 1,332	\$ 1,839	\$ 2,381	\$ 2,959	\$ 3,575	\$ 4,230
Decks Vinyl Membrane (Unit 25 Only)	\$ 4,348	\$ 4,784	\$ 5,245	\$ 5,733	\$ 6,250	\$ 324	\$ 670	\$ 1,041
Decks Vinyl Membrane (All but Unit 25 completed in 2023/2024)	\$ 32,606	\$ 35,642	\$ 38,852	\$ 42,246	\$ 2,187	\$ 4,530	\$ 7,037	\$ 9,717
Exterior Stairs Periodic Repairs / Upgrades Allowance	\$ 7,246	\$ 7,973	\$ 8,742	\$ 9,556	\$ 10,416	\$ 539	\$ 1,117	\$ 1,735
Exterior Stairs General Upgrades	\$ 22,417	\$ 25,325	\$ 28,411	\$ 31,684	\$ 35,155	\$ 38,832	\$ 42,727	\$ 46,849
Upper Floor Walkways Vinyl Membrane	\$ 23,187	\$ 25,512	\$ 27,974	\$ 30,578	\$ 33,332	\$ 36,243	\$ 39,320	\$ 42,569
<b>03.00 Superstructure Depreciation Subtotal :</b>	<b>\$ 248,560</b>	<b>\$ 232,003</b>	<b>\$ 252,803</b>	<b>\$ 234,575</b>	<b>\$ 212,751</b>	<b>\$ 169,678</b>	<b>\$ 190,297</b>	<b>\$ 161,289</b>
<b>04.00 Exterior Closure</b>								
Doors - Deck / Patio Sliding Doors	\$ 12,363	\$ 14,937	\$ 17,678	\$ 20,595	\$ 23,697	\$ 26,994	\$ 30,495	\$ 34,211
Doors - Deck / Patio Sliding Doors	\$ 8,242	\$ 10,669	\$ 13,258	\$ 16,018	\$ 18,958	\$ 22,086	\$ 25,413	\$ 28,948

**VIS2090 Model 1 - 2026 - Depreciation Report by Fiscal Calendar Year - Continued**

Item Description	FY 2042	FY 2043	FY 2044	FY 2045	FY 2046	FY 2047	FY 2048	FY 2049
Doors - Deck / Patio Sliding Doors	\$ 4,121	\$ 6,401	\$ 8,839	\$ 11,442	\$ 14,218	\$ 17,178	\$ 20,330	\$ 23,685
Doors - Deck / Patio Sliding Doors	\$ 82,421	\$ 2,134	\$ 4,419	\$ 6,865	\$ 9,479	\$ 12,270	\$ 15,248	\$ 18,422
Doors - Storage and Electrical Shed Doors Painting	\$ 181	\$ 375	\$ 583	\$ 805	\$ 1,042	\$ 1,294	\$ 1,564	\$ 1,851
Doors - Storage and Electrical Shed Doors Replacement	\$ 1,087	\$ 1,313	\$ 1,554	\$ 1,811	\$ 2,083	\$ 2,373	\$ 2,681	\$ 3,008
Doors - Unit Front Entry Doors Painting	\$ 1,884	\$ 3,902	\$ 6,061	\$ 8,369	\$ 10,833	\$ 13,462	\$ 16,264	\$ 19,249
Doors - Unit Front Entry Doors Replacement	\$ 21,194	\$ 24,387	\$ 27,779	\$ 31,383	\$ 35,207	\$ 39,264	\$ 43,565	\$ 48,122
Exterior Stucco Wall Painting	\$ 128,721	\$ 148,110	\$ 168,716	\$ 190,600	\$ 213,827	\$ 238,466	\$ 264,587	\$ 292,264
Exterior Wall Immediate Minor Upgrades								
Exterior Wall Unexpected Repairs / Upgrades Allowance	\$ 9,420	\$ 19,509	\$ 30,305	\$ 41,843	\$ 54,165	\$ 67,309	\$ 81,320	\$ 96,243
Fascia Board & Trim Painting	\$ 9,420	\$ 12,193	\$ 15,152	\$ 18,306	\$ 21,666	\$ 25,241	\$ 29,043	\$ 3,008
Sealant of Windows, Doors & Weather Stripping	\$ 10,362	\$ 11,706	\$ 13,132	\$ 14,645	\$ 16,249	\$ 1,122	\$ 2,323	\$ 3,609
Window Glass 5% Partial Replacement	\$ 6,200	\$ 7,004	\$ 7,858	\$ 8,763	\$ 9,723	\$ 10,740	\$ 11,817	\$ 12,957
Window Glass 5% Partial Replacement	\$ 3,382	\$ 4,086	\$ 4,835	\$ 5,633	\$ 6,482	\$ 7,384	\$ 8,341	\$ 9,358
Window Glass 5% Partial Replacement	\$ 564	\$ 1,167	\$ 1,813	\$ 2,504	\$ 3,241	\$ 4,027	\$ 4,866	\$ 5,759
Window Glass 10% Partial Replacement	\$ 35,070	\$ 37,452	\$ 39,959	\$ 42,598	\$ 45,373	\$ 1,342	\$ 2,780	\$ 4,319
Window Glass 10% Partial Replacement	\$ 29,590	\$ 31,778	\$ 34,083	\$ 36,512	\$ 39,071	\$ 41,766	\$ 44,603	\$ 47,589
Window Glass 15% Partial Replacement	\$ 36,166	\$ 39,155	\$ 42,310	\$ 45,640	\$ 49,154	\$ 52,860	\$ 56,768	\$ 60,887
<b>04.00 Exterior Closure Depreciation Subtotal :</b>	<b>\$ 400,388</b>	<b>\$ 376,278</b>	<b>\$ 438,334</b>	<b>\$ 504,332</b>	<b>\$ 574,468</b>	<b>\$ 585,178</b>	<b>\$ 662,008</b>	<b>\$ 713,489</b>
<b>05.00 Roofing</b>								
Downspout & Gutter Replacement	\$ 106,581	\$ 114,971	\$ 123,822	\$ 133,158	\$ 143,001	\$ 153,376	\$ 164,308	\$ 175,824
Roof - Fibreglass Shingle Replacement (All new in 2023/2024)	\$ 318,732	\$ 347,440	\$ 377,787	\$ 409,854	\$ 443,723	\$ 479,484	\$ 517,226	\$ 557,048
<b>05.00 Roofing Depreciation Subtotal :</b>	<b>\$ 425,313</b>	<b>\$ 462,411</b>	<b>\$ 501,609</b>	<b>\$ 543,012</b>	<b>\$ 586,724</b>	<b>\$ 632,860</b>	<b>\$ 681,534</b>	<b>\$ 732,872</b>

VIS2090 Model 1 - 2026 - Depreciation Report by Fiscal Calendar Year - Continued

Item Description	FY 2042	FY 2043	FY 2044	FY 2045	FY 2046	FY 2047	FY 2048	FY 2049
<b>06.00 Mechanical</b>								
Interior Pipes Partial Replacement	\$ 6,793	\$ 8,207	\$ 9,713	\$ 11,316	\$ 13,020	\$ 14,832	\$ 16,756	\$ 18,797
<b>09.00 Electrical Systems</b>								
Electrical Planning Report	\$ 2,130	\$ 2,364	\$ 2,611	\$ 2,873	\$ 3,150	\$ 3,443	\$ 3,753	\$ 4,081
Electrical System General Upgrades Allowance	\$ 362	\$ 750	\$ 1,166	\$ 1,609	\$ 2,083	\$ 2,589	\$ 3,128	\$ 3,702
Exterior Lighting Upgrades (Newer) Allowance	\$ 543	\$ 1,126	\$ 1,748	\$ 2,414	\$ 3,125	\$ 3,883	\$ 4,692	\$ 5,552
Exterior Lighting Upgrades (Older) Allowance	\$ 5,797	\$ 6,378	\$ 6,993	\$ 7,644	\$ 8,333	\$ 9,061	\$ 9,830	\$ 10,642
<b>09.00 Electrical Systems Depreciation Subtotal :</b>	<b>\$ 8,832</b>	<b>\$ 10,618</b>	<b>\$ 12,518</b>	<b>\$ 14,540</b>	<b>\$ 16,691</b>	<b>\$ 18,976</b>	<b>\$ 21,403</b>	<b>\$ 23,977</b>
<b>10.00 Services/Professional Fees</b>								
Depreciation Study Updates	\$ 1,461	\$ 3,025	\$ 4,700	\$ 6,489	\$ 8,400	\$ 1,740	\$ 3,603	\$ 5,597
Insurance Appraisal	\$ 793	\$ 1,641	\$ 2,550	\$ 880	\$ 1,823	\$ 2,832	\$ 977	\$ 2,024
<b>10.00 Services/Professional Fees Depreciation Subtotal :</b>	<b>\$ 2,254</b>	<b>\$ 4,666</b>	<b>\$ 7,250</b>	<b>\$ 7,369</b>	<b>\$ 10,223</b>	<b>\$ 4,572</b>	<b>\$ 4,580</b>	<b>\$ 7,621</b>
<b>12.00 Site Improvements</b>								
Asphalt Curb Replacement	\$ 6,581	\$ 7,241	\$ 7,940	\$ 8,679	\$ 9,461	\$ 10,287	\$ 11,160	\$ 12,082
Asphalt Paving Crack Filling	\$ 1,811	\$ 3,752	\$ 5,828	\$ 8,047	\$ 10,416	\$ 2,157	\$ 4,468	\$ 6,941
Asphalt Paving, 2" Scrape and Peel	\$ 7,622	\$ 15,787	\$ 24,523	\$ 33,860	\$ 43,830	\$ 54,467	\$ 65,804	\$ 77,880
Chainlink Fence - 5' Ht Replacement	\$ 7,462	\$ 9,660	\$ 12,004	\$ 14,503	\$ 17,164	\$ 19,996	\$ 23,008	\$ 26,209
Chainlink Fence - With Inserts, 5' Ht. Replacement Allowance	\$ 2,687	\$ 3,479	\$ 4,323	\$ 5,223	\$ 6,181	\$ 7,201	\$ 8,286	\$ 9,438
Concrete Sidewalk Partial Upgrades Allowance	\$ 7,246	\$ 9,379	\$ 11,656	\$ 14,082	\$ 16,666	\$ 19,416	\$ 22,341	\$ 2,314

**VIS2090 Model 1 - 2026 - Depreciation Report by Fiscal Calendar Year - Continued**

Item Description	FY 2042	FY 2043	FY 2044	FY 2045	FY 2046	FY 2047	FY 2048	FY 2049
Fence - Perimeter Fence Repairs / Upgrades Allowance	\$ 1,268	\$ 2,626	\$ 4,079	\$ 5,633	\$ 7,291	\$ 1,510	\$ 3,128	\$ 4,858
Fence - Perimeter Fence, 4 ft Ht	\$ 17,734	\$ 20,035	\$ 22,476	\$ 25,066	\$ 27,811	\$ 30,721	\$ 33,802	\$ 37,063
Fence - Perimeter Fence, 6 ft Ht	\$ 14,526	\$ 16,410	\$ 18,410	\$ 20,531	\$ 22,780	\$ 25,163	\$ 27,687	\$ 30,358
Landscaping General Upgrades	\$ 7,246	\$ 9,379	\$ 11,656	\$ 14,082	\$ 16,666	\$ 19,416	\$ 22,341	\$ 2,314
Painting - Parking Lines	\$ 1,268	\$ 2,626	\$ 4,079	\$ 5,633	\$ 7,291	\$ 1,510	\$ 3,128	\$ 4,858
Signage Replacement / Upgrade Allowance	\$ 3,985	\$ 4,502	\$ 5,051	\$ 5,633	\$ 6,250	\$ 6,904	\$ 7,596	\$ 8,329
Underground Service - Camera Inspection	\$ 1,268	\$ 2,626	\$ 4,079	\$ 5,633	\$ 7,291	\$ 1,510	\$ 3,128	\$ 4,858
Underground Services - Water, Sewer & Storm and Perimeter Drain Partial Replacement	\$ 3,623	\$ 5,628	\$ 7,770	\$ 10,059	\$ 12,500	\$ 15,101	\$ 17,873	\$ 20,822
Yard Lights Replacement	\$ 2,198	\$ 2,439	\$ 2,694	\$ 2,964	\$ 3,250	\$ 3,552	\$ 3,872	\$ 4,211
<b>12.00 Site Improvements Depreciation Subtotal :</b>	<b>\$ 86,525</b>	<b>\$ 115,569</b>	<b>\$ 146,568</b>	<b>\$ 179,628</b>	<b>\$ 214,848</b>	<b>\$ 218,911</b>	<b>\$ 257,622</b>	<b>\$ 252,535</b>
<b>Total Depreciation :</b>	<b>\$ 1,178,665</b>	<b>\$ 1,209,751</b>	<b>\$ 1,368,798</b>	<b>\$ 1,494,770</b>	<b>\$ 1,628,726</b>	<b>\$ 1,645,008</b>	<b>\$ 1,834,198</b>	<b>\$ 1,910,577</b>

**VIS2090 Model 1 - 2026 - Depreciation Report by Fiscal Calendar Year - Continued**

Item Description	FY 2050	FY 2051	FY 2052	FY 2053	FY 2054	FY 2055	FY 2056
<b>03.00 Superstructure</b>							
Concrete Patio Crack Filling Allowance (Cracks noted at some patio)	\$ 3,594	\$ 4,135	\$ 4,710	\$ 5,321	\$ 5,970	\$ 6,658	\$ 7,387
Concrete Patio Partial Upgrades Allowance	\$ 9,583	\$ 10,917	\$ 12,333	\$ 13,835	\$ 15,430	\$ 17,120	\$ 18,911
Concrete Patio Partial Upgrades Allowance	\$ 7,667	\$ 8,932	\$ 10,277	\$ 11,707	\$ 13,225	\$ 14,837	\$ 16,547
Concrete Patio Partial Upgrades Allowance	\$ 5,750	\$ 6,947	\$ 8,222	\$ 9,578	\$ 11,021	\$ 12,554	\$ 14,183
Concrete Patio Partial Upgrades Allowance	\$ 4,217	\$ 5,458	\$ 6,783	\$ 8,195	\$ 9,699	\$ 11,299	\$ 13,001
Concrete Patio Partial Upgrades Allowance	\$ 2,108	\$ 3,275	\$ 4,522	\$ 5,853	\$ 7,274	\$ 8,788	\$ 10,401
Deck Privacy / Guard Wall Upgrades	\$ 13,143	\$ 14,177	\$ 15,269	\$ 16,420	\$ 17,634	\$ 18,913	\$ 20,261
Deck Privacy / Guard Wall Upgrades	\$ 10,405	\$ 11,342	\$ 12,333	\$ 13,379	\$ 14,485	\$ 15,652	\$ 16,884
Deck Privacy / Guard Wall Upgrades	\$ 7,667	\$ 8,506	\$ 9,396	\$ 10,339	\$ 11,336	\$ 12,391	\$ 13,508
Deck Privacy / Guard Wall Upgrades	\$ 4,929	\$ 5,671	\$ 6,460	\$ 7,298	\$ 8,187	\$ 9,131	\$ 10,131
Decks Vinyl Membrane (Unit 25 Only)	\$ 1,437	\$ 1,861	\$ 2,312	\$ 2,794	\$ 3,306	\$ 3,852	\$ 4,432
Decks Vinyl Membrane (All but Unit 25 completed in 2023/2024)	\$ 12,578	\$ 15,631	\$ 18,884	\$ 22,350	\$ 26,037	\$ 29,960	\$ 34,128
Exterior Stairs Periodic Repairs / Upgrades Allowance	\$ 2,396	\$ 3,101	\$ 3,854	\$ 4,656	\$ 5,511	\$ 6,420	\$ 7,387
Exterior Stairs General Upgrades	\$ 51,211	\$ 55,823	\$ 60,699	\$ 65,851	\$ 71,293	\$ 77,039	\$ 83,103
Upper Floor Walkways Vinyl Membrane	\$ 46,000	\$ 49,621	\$ 2,055	\$ 4,257	\$ 6,613	\$ 9,131	\$ 11,819
<b>03.00 Superstructure Depreciation Subtotal :</b>	<b>\$ 182,685</b>	<b>\$ 205,397</b>	<b>\$ 178,109</b>	<b>\$ 201,833</b>	<b>\$ 227,021</b>	<b>\$ 253,745</b>	<b>\$ 282,083</b>
<b>04.00 Exterior Closure</b>							
Doors - Deck / Patio Sliding Doors	\$ 38,153	\$ 42,333	\$ 46,761	\$ 51,450	\$ 56,415	\$ 61,667	\$ 67,221
Doors - Deck / Patio Sliding Doors	\$ 32,703	\$ 36,688	\$ 40,916	\$ 45,397	\$ 50,146	\$ 55,175	\$ 60,499

**VIS2090 Model 1 - 2026 - Depreciation Report by Fiscal Calendar Year - Continued**

Item Description	FY 2050	FY 2051	FY 2052	FY 2053	FY 2054	FY 2055	FY 2056
Doors - Deck / Patio Sliding Doors	\$ 27,252	\$ 31,044	\$ 35,071	\$ 39,344	\$ 43,878	\$ 48,684	\$ 53,777
Doors - Deck / Patio Sliding Doors	\$ 21,802	\$ 25,400	\$ 29,226	\$ 33,291	\$ 37,610	\$ 42,193	\$ 47,055
Doors - Storage and Electrical Shed Doors Painting	\$ 2,156	\$ 2,481	\$ 2,826	\$ 3,193	\$ 3,582	\$ 3,995	\$ 4,432
Doors - Storage and Electrical Shed Doors Replacement	\$ 3,354	\$ 3,722	\$ 4,111	\$ 4,523	\$ 4,960	\$ 5,421	\$ 5,910
Doors - Unit Front Entry Doors Painting	\$ 22,425	\$ 25,803	\$ 29,393	\$ 33,205	\$ 37,252	\$ 41,544	\$ 46,094
Doors - Unit Front Entry Doors Replacement	\$ 52,948	\$ 58,056	\$ 63,461	\$ 69,177	\$ 75,219	\$ 81,604	\$ 88,348
Exterior Stucco Wall Painting	\$ 321,575	\$ 352,601	\$ 385,428	\$ 420,143	\$ 21,754	\$ 45,056	\$ 69,988
Exterior Wall Immediate Minor Upgrades							
Exterior Wall Unexpected Repairs / Upgrades Allowance	\$ 112,124	\$ 129,014	\$ 146,963	\$ 166,025	\$ 186,258	\$ 207,719	\$ 230,472
Fascia Board & Trim Painting	\$ 6,229	\$ 9,676	\$ 13,360	\$ 17,294	\$ 21,491	\$ 25,965	\$ 30,730
Sealant of Windows, Doors & Weather Stripping	\$ 4,983	\$ 6,451	\$ 8,016	\$ 9,685	\$ 11,462	\$ 13,353	\$ 15,365
Window Glass 5% Partial Replacement	\$ 14,163	\$ 15,439	\$ 16,788	\$ 18,213	\$ 19,718	\$ 21,307	\$ 22,984
Window Glass 5% Partial Replacement	\$ 10,436	\$ 11,579	\$ 12,791	\$ 14,073	\$ 15,431	\$ 16,868	\$ 18,387
Window Glass 5% Partial Replacement	\$ 6,709	\$ 7,720	\$ 8,794	\$ 9,934	\$ 11,145	\$ 12,429	\$ 13,790
Window Glass 10% Partial Replacement	\$ 5,964	\$ 7,720	\$ 9,593	\$ 11,590	\$ 13,717	\$ 15,980	\$ 18,387
Window Glass 10% Partial Replacement	\$ 50,732	\$ 54,037	\$ 1,599	\$ 3,311	\$ 5,144	\$ 7,102	\$ 9,194
Window Glass 15% Partial Replacement	\$ 65,226	\$ 69,798	\$ 74,612	\$ 79,680	\$ 85,014	\$ 90,628	\$ 96,532
<b>04.00 Exterior Closure Depreciation Subtotal :</b>	<b>\$ 798,934</b>	<b>\$ 889,562</b>	<b>\$ 929,709</b>	<b>\$ 1,029,528</b>	<b>\$ 700,196</b>	<b>\$ 796,690</b>	<b>\$ 899,165</b>
<b>05.00 Roofing</b>							
Downspout & Gutter Replacement	\$ 6,069	\$ 12,570	\$ 19,526	\$ 26,961	\$ 34,899	\$ 43,369	\$ 52,397
Roof - Fibreglass Shingle Replacement (All new in 2023/2024)	\$ 23,074	\$ 47,790	\$ 74,235	\$ 102,500	\$ 132,682	\$ 164,882	\$ 199,204
<b>05.00 Roofing Depreciation Subtotal :</b>	<b>\$ 29,143</b>	<b>\$ 60,360</b>	<b>\$ 93,761</b>	<b>\$ 129,461</b>	<b>\$ 167,581</b>	<b>\$ 208,251</b>	<b>\$ 251,601</b>

**VIS2090 Model 1 - 2026 - Depreciation Report by Fiscal Calendar Year - Continued**

Item Description	FY 2050	FY 2051	FY 2052	FY 2053	FY 2054	FY 2055	FY 2056
<b>06.00 Mechanical</b>							
Interior Pipes Partial Replacement	\$ 20,963	\$ 23,260	\$ 25,693	\$ 28,269	\$ 30,997	\$ 33,883	\$ 36,935
<b>09.00 Electrical Systems</b>							
Electrical Planning Report	\$ 4,427	\$ 4,793	\$ 5,180	\$ 5,587	\$ 6,018	\$ 6,471	\$ 6,950
Electrical System General Upgrades Allowance	\$ 4,312	\$ 4,962	\$ 5,652	\$ 6,386	\$ 7,164	\$ 7,989	\$ 8,864
Exterior Lighting Upgrades (Newer) Allowance	\$ 6,469	\$ 7,443	\$ 8,479	\$ 9,578	\$ 10,746	\$ 11,984	\$ 13,296
Exterior Lighting Upgrades (Older) Allowance	\$ 11,500	\$ 12,405	\$ 514	\$ 1,064	\$ 1,653	\$ 2,283	\$ 2,955
<b>09.00 Electrical Systems Depreciation Subtotal :</b>	<b>\$ 26,708</b>	<b>\$ 29,603</b>	<b>\$ 19,825</b>	<b>\$ 22,615</b>	<b>\$ 25,581</b>	<b>\$ 28,727</b>	<b>\$ 32,065</b>
<b>10.00 Services/Professional Fees</b>							
Depreciation Study Updates	\$ 7,728	\$ 10,004	\$ 2,072	\$ 4,291	\$ 6,666	\$ 9,204	\$ 11,914
Insurance Appraisal	\$ 3,145	\$ 1,085	\$ 2,248	\$ 3,492	\$ 1,205	\$ 2,497	\$ 3,878
<b>10.00 Services/Professional Fees Depreciation Subtotal :</b>	<b>\$ 10,873</b>	<b>\$ 11,089</b>	<b>\$ 4,320</b>	<b>\$ 7,783</b>	<b>\$ 7,871</b>	<b>\$ 11,701</b>	<b>\$ 15,792</b>
<b>12.00 Site Improvements</b>							
Asphalt Curb Replacement	\$ 13,056	\$ 14,084	\$ 15,168	\$ 16,312	\$ 17,517	\$ 18,788	\$ 20,128
Asphalt Paving Crack Filling	\$ 9,583	\$ 12,405	\$ 2,569	\$ 5,321	\$ 8,266	\$ 11,413	\$ 14,774
Asphalt Paving, 2" Scrape and Peel	\$ 90,731	\$ 104,398	\$ 118,922	\$ 134,347	\$ 150,720	\$ 168,086	\$ 186,498
Chainlink Fence - 5' Ht Replacement	\$ 29,609	\$ 33,217	\$ 37,044	\$ 41,102	\$ 45,402	\$ 49,955	\$ 54,775
Chainlink Fence - With Inserts, 5' Ht. Replacement Allowance	\$ 10,663	\$ 11,962	\$ 13,340	\$ 14,802	\$ 16,350	\$ 17,990	\$ 19,725
Concrete Sidewalk Partial Upgrades Allowance	\$ 4,792	\$ 7,443	\$ 10,277	\$ 13,303	\$ 16,532	\$ 19,973	\$ 23,638

**VIS2090 Model 1 - 2026 - Depreciation Report by Fiscal Calendar Year - Continued**

<b>Item Description</b>	<b>FY 2050</b>	<b>FY 2051</b>	<b>FY 2052</b>	<b>FY 2053</b>	<b>FY 2054</b>	<b>FY 2055</b>	<b>FY 2056</b>
Fence - Perimeter Fence Repairs / Upgrades Allowance	\$ 6,708	\$ 8,684	\$ 1,798	\$ 3,725	\$ 5,786	\$ 7,989	\$ 10,342
Fence - Perimeter Fence, 4 ft Ht	\$ 40,513	\$ 44,162	\$ 2,287	\$ 4,736	\$ 7,357	\$ 10,158	\$ 13,149
Fence - Perimeter Fence, 6 ft Ht	\$ 33,185	\$ 36,173	\$ 39,333	\$ 42,672	\$ 46,198	\$ 49,921	\$ 53,851
Landscaping General Upgrades	\$ 4,792	\$ 7,443	\$ 10,277	\$ 13,303	\$ 16,532	\$ 19,973	\$ 23,638
Painting - Parking Lines	\$ 6,708	\$ 8,684	\$ 1,798	\$ 3,725	\$ 5,786	\$ 7,989	\$ 10,342
Signage Replacement / Upgrade Allowance	\$ 9,104	\$ 9,924	\$ 10,791	\$ 11,707	\$ 12,674	\$ 13,696	\$ 14,774
Underground Service - Camera Inspection	\$ 6,708	\$ 8,684	\$ 1,798	\$ 3,725	\$ 5,786	\$ 7,989	\$ 10,342
Underground Services - Water, Sewer & Storm and Perimeter Drain Partial Replacement	\$ 23,958	\$ 27,291	\$ 30,831	\$ 34,589	\$ 38,574	\$ 42,799	\$ 47,276
Yard Lights Replacement	\$ 4,568	\$ 4,946	\$ 5,344	\$ 5,765	\$ 6,209	\$ 6,677	\$ 7,170
<b>12.00 Site Improvements Depreciation Subtotal :</b>	<b>\$ 294,678</b>	<b>\$ 339,500</b>	<b>\$ 301,577</b>	<b>\$ 349,134</b>	<b>\$ 399,689</b>	<b>\$ 453,396</b>	<b>\$ 510,422</b>
<b>Total Depreciation :</b>	<b>\$ 1,363,985</b>	<b>\$ 1,558,769</b>	<b>\$ 1,552,993</b>	<b>\$ 1,768,627</b>	<b>\$ 1,558,933</b>	<b>\$ 1,786,391</b>	<b>\$ 2,028,058</b>

**VIS2090 Model 1 - 2026 Funding Study Modified Cash Flow Analysis**

Fiscal Calendar Year	Annual Dues	Annual Interest	Annual Expenses	Net Reserve Funds	% Funded
2026	\$ 30,000	\$ 1,030	\$ 105,299	\$ 118,061	10.3%
2027	\$ 31,050	\$ 662		\$ 149,772	13.1%
2028	\$ 32,137	\$ 823	\$ 44,200	\$ 138,532	11.1%
2029	\$ 33,262	\$ 769	\$ 1,509	\$ 171,053	13.1%
2030	\$ 34,426	\$ 934		\$ 206,413	14.5%
2031	\$ 35,631	\$ 1,114	\$ 163,100	\$ 80,057	5.2%
2032	\$ 36,878	\$ 485	\$ 1,676	\$ 115,744	7.7%
2033	\$ 38,168	\$ 666	\$ 277,624	-\$ 123,046	-7.5%
2034	\$ 39,504			-\$ 83,542	-5.6%
2035	\$ 40,887		\$ 1,862	-\$ 44,516	-2.7%
2036	\$ 42,318		\$ 166,593	-\$ 168,792	-9.5%
2037	\$ 43,799			-\$ 124,992	-7.1%
2038	\$ 45,332		\$ 213,970	-\$ 293,630	-15.4%
2039	\$ 46,919			-\$ 246,711	-13.3%
2040	\$ 48,561		\$ 195,099	-\$ 393,249	-19.5%
2041	\$ 50,260		\$ 957,234	-\$ 1,300,223	-65.3%
2042	\$ 52,020		\$ 118,651	-\$ 1,366,854	-116.0%
2043	\$ 53,840			-\$ 1,313,014	-108.5%
2044	\$ 55,725		\$ 41,402	-\$ 1,298,691	-94.9%
2045	\$ 57,675		\$ 42,246	-\$ 1,283,261	-85.9%
2046	\$ 59,694		\$ 164,810	-\$ 1,388,378	-85.2%
2047	\$ 61,783		\$ 2,832	-\$ 1,329,427	-80.8%
2048	\$ 63,945		\$ 122,874	-\$ 1,388,356	-75.7%
2049	\$ 66,183		\$ 732,872	-\$ 2,055,044	-107.6%
2050	\$ 68,500		\$ 3,145	-\$ 1,989,689	-145.9%
2051	\$ 70,897		\$ 208,685	-\$ 2,127,476	-136.5%
2052	\$ 73,379			-\$ 2,054,097	-132.3%
2053	\$ 75,947		\$ 423,635	-\$ 2,401,786	-135.8%
2054	\$ 78,605			-\$ 2,323,180	-149.0%
2055	\$ 81,356			-\$ 2,241,824	-125.5%
2056	\$ 84,204		\$ 284,661	-\$ 2,442,281	-120.4%
<b>Totals :</b>	<b>\$ 1,632,884</b>	<b>\$ 6,483</b>	<b>\$ 4,273,978</b>		

<sup>1</sup> Cash Reserves minus Fully Funded Value

The cash distribution shown in this table applies to repair and replacement cash reserves only.

Basis of Funding Study - Modified Cash Flow

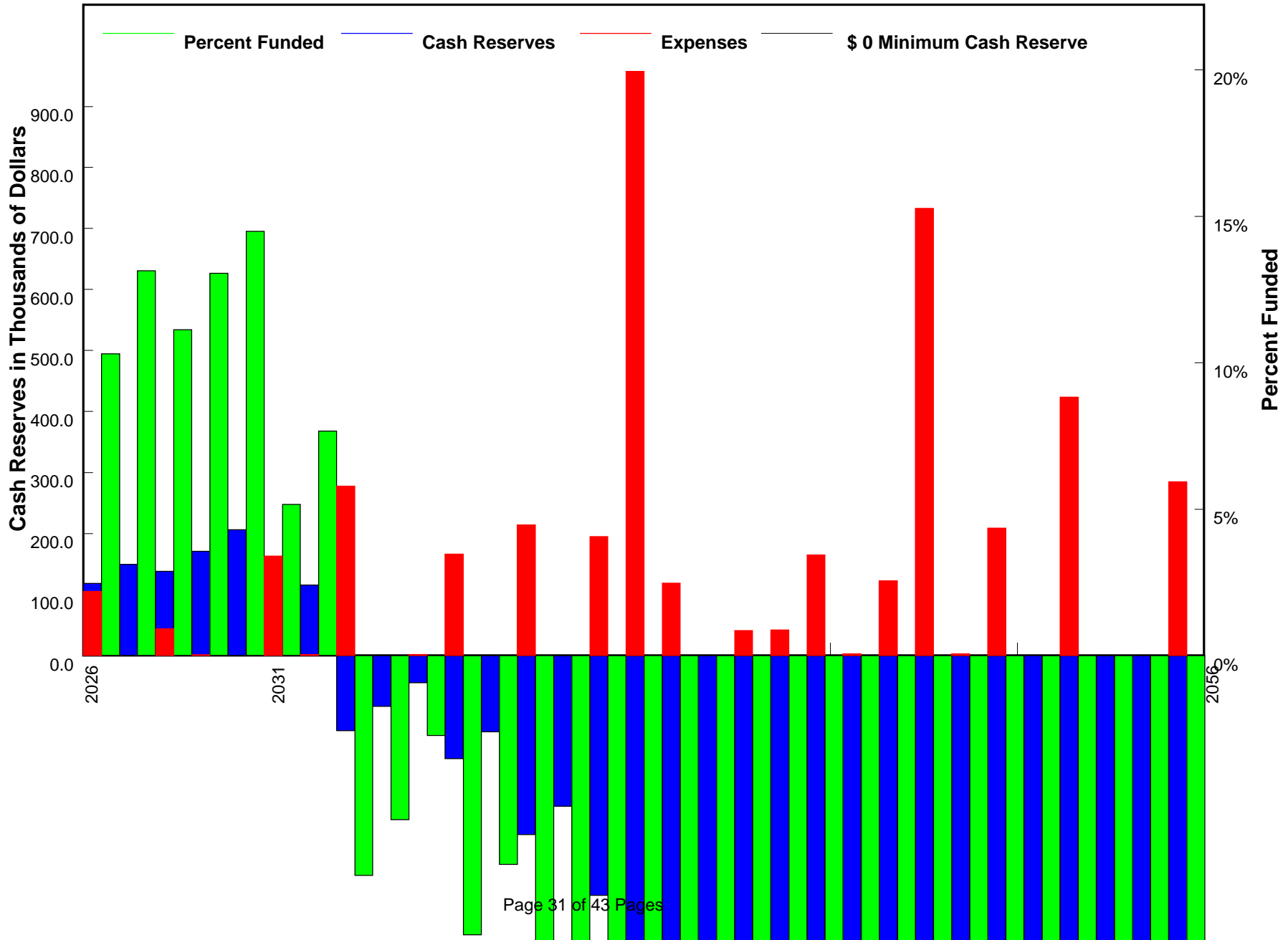
Cash reserves have been set to a minimum of \$ 0

Cash Flow has been modified with the forced Fixed Payments.

Months Remaining in Fiscal Calendar Year 2026: 12      Inflation = 3.50 %      Interest = 0.50 %

Study Life = 30 years      Initial Reserve Funds = \$ 192,329.46      Final Reserve Value = -\$ 2,442,281.25

VIS2090 Model 1 - 2026 Funding Study Cash Flow by Fiscal Calendar Year - Continued



**VIS2090 Model 1 - 2026 Modified Reserve Dues Summary**

**Projected Dues by Month and by Fiscal Calendar Year**

Fiscal Calendar Year	Member Monthly Operations Payment	Member Monthly Reserve Payment	Member Total Monthly Payment	Member Total Annual Payment	Monthly Reserve Payment	Annual Reserve Payment
2026	NA	\$ 48.08	\$ 48.08	\$ 576.92	\$ 2,500	\$ 30,000
2027	NA	\$ 49.76	\$ 49.76	\$ 597.12	\$ 2,588	\$ 31,050
2028	NA	\$ 51.50	\$ 51.50	\$ 618.01	\$ 2,678	\$ 32,137
2029	NA	\$ 53.30	\$ 53.30	\$ 639.64	\$ 2,772	\$ 33,262
2030	NA	\$ 55.17	\$ 55.17	\$ 662.03	\$ 2,869	\$ 34,426
2031	NA	\$ 57.10	\$ 57.10	\$ 685.20	\$ 2,969	\$ 35,631
2032	NA	\$ 59.10	\$ 59.10	\$ 709.19	\$ 3,073	\$ 36,878
2033	NA	\$ 61.17	\$ 61.17	\$ 734.01	\$ 3,181	\$ 38,168
2034	NA	\$ 63.31	\$ 63.31	\$ 759.70	\$ 3,292	\$ 39,504
2035	NA	\$ 65.52	\$ 65.52	\$ 786.29	\$ 3,407	\$ 40,887
2036	NA	\$ 67.82	\$ 67.82	\$ 813.81	\$ 3,526	\$ 42,318
2037	NA	\$ 70.19	\$ 70.19	\$ 842.29	\$ 3,650	\$ 43,799
2038	NA	\$ 72.65	\$ 72.65	\$ 871.77	\$ 3,778	\$ 45,332
2039	NA	\$ 75.19	\$ 75.19	\$ 902.28	\$ 3,910	\$ 46,919
2040	NA	\$ 77.82	\$ 77.82	\$ 933.86	\$ 4,047	\$ 48,561
2041	NA	\$ 80.55	\$ 80.55	\$ 966.55	\$ 4,188	\$ 50,260
2042	NA	\$ 83.36	\$ 83.36	\$ 1,000.38	\$ 4,335	\$ 52,020
2043	NA	\$ 86.28	\$ 86.28	\$ 1,035.39	\$ 4,487	\$ 53,840
2044	NA	\$ 89.30	\$ 89.30	\$ 1,071.63	\$ 4,644	\$ 55,725
2045	NA	\$ 92.43	\$ 92.43	\$ 1,109.14	\$ 4,806	\$ 57,675
2046	NA	\$ 95.66	\$ 95.66	\$ 1,147.96	\$ 4,974	\$ 59,694
2047	NA	\$ 99.01	\$ 99.01	\$ 1,188.13	\$ 5,149	\$ 61,783
2048	NA	\$ 102.48	\$ 102.48	\$ 1,229.72	\$ 5,329	\$ 63,945
2049	NA	\$ 106.06	\$ 106.06	\$ 1,272.76	\$ 5,515	\$ 66,183
2050	NA	\$ 109.78	\$ 109.78	\$ 1,317.30	\$ 5,708	\$ 68,500
2051	NA	\$ 113.62	\$ 113.62	\$ 1,363.41	\$ 5,908	\$ 70,897
2052	NA	\$ 117.59	\$ 117.59	\$ 1,411.13	\$ 6,115	\$ 73,379
2053	NA	\$ 121.71	\$ 121.71	\$ 1,460.52	\$ 6,329	\$ 75,947
2054	NA	\$ 125.97	\$ 125.97	\$ 1,511.64	\$ 6,550	\$ 78,605
2055	NA	\$ 130.38	\$ 130.38	\$ 1,564.54	\$ 6,780	\$ 81,356
2056	NA	\$ 134.94	\$ 134.94	\$ 1,619.30	\$ 7,017	\$ 84,204

Dues Summary has been modified with forced Fixed Payments.

In the context of the Reserve Payment Summary, the "Annual Reserve Payment" corresponds with the "Annual Revenue" in the Cash Flow report.

Operations Payments Include an annual inflation factor of 3.50%

Number of Payment Months in Fiscal Calendar Year 2026: 12

Number of Years of Constant Payments: 1

No of Dues Paying Members: 52

VIS2090 Model 1 - 2026 Funding Study - Expenses by Item and by Fiscal Calendar Year

Item Description	FY 2026	FY 2028	FY 2029	FY 2031	FY 2032	FY 2033	FY 2035	FY 2036	FY 2038	FY 2040	FY 2041	FY 2042	FY 2044	FY 2045	FY 2046	FY 2047	FY 2048	FY 2049
<b>Reserve Category : 03.00 Superstructure</b>																		
Concrete Patio Crack Filling Allowance (Cracks noted at some patio)	\$ 2,589										\$ 4,373							
Concrete Patio Partial Upgrades Allowance										\$ 33,783								
Concrete Patio Partial Upgrades Allowance												\$ 36,229						
Concrete Patio Partial Upgrades Allowance													\$ 38,852					
Concrete Patio Partial Upgrades Allowance															\$ 45,832			
Concrete Patio Partial Upgrades Allowance																	\$ 49,150	
Deck Privacy / Guard Wall Upgrades	\$ 8,285																	
Deck Privacy / Guard Wall Upgrades				\$ 9,866														
Deck Privacy / Guard Wall Upgrades								\$ 11,750										
Deck Privacy / Guard Wall Upgrades											\$ 13,994							
Decks Vinyl Membrane (Unit 25 Only)	\$ 3,107																\$ 6,250	
Decks Vinyl Membrane (All but Unit 25 completed in 2023/2024)														\$ 42,246				
Exterior Stairs Periodic Repairs / Upgrades Allowance	\$ 5,178																\$ 10,416	
Exterior Stairs General Upgrades				\$ 55,499														
Upper Floor Walkways Vinyl Membrane	\$ 20,711																	
<b>Category Subtotal :</b>	<b>\$ 39,870</b>			<b>\$ 65,365</b>				<b>\$ 11,750</b>		<b>\$ 33,783</b>	<b>\$ 18,367</b>	<b>\$ 36,229</b>	<b>\$ 38,852</b>	<b>\$ 42,246</b>	<b>\$ 62,498</b>		<b>\$ 49,150</b>	
<b>Reserve Category : 04.00 Exterior Closure</b>																		
Doors - Deck / Patio Sliding Doors								\$ 66,830										
Doors - Deck / Patio Sliding Doors									\$ 71,668									
Doors - Deck / Patio Sliding Doors										\$ 76,857								
Doors - Deck / Patio Sliding Doors												\$ 82,421						
Doors - Storage and Electrical Shed Doors Painting	\$ 1,553										\$ 2,624							

VIS2090 Model 1 - 2026 Funding Study Expenses by Fiscal Calendar Year - Continued

Item Description	FY 2026	FY 2028	FY 2029	FY 2031	FY 2032	FY 2033	FY 2035	FY 2036	FY 2038	FY 2040	FY 2041	FY 2042	FY 2044	FY 2045	FY 2046	FY 2047	FY 2048	FY 2049	
Doors - Storage and Electrical Shed Doors Replacement								\$ 6,610											
Doors - Unit Front Entry Doors Painting	\$ 16,155										\$ 27,288								
Doors - Unit Front Entry Doors Replacement						\$ 68,775													
Exterior Stucco Wall Painting						\$ 208,850													
Exterior Wall Immediate Minor Upgrades	\$ 20,711																		
Exterior Wall Unexpected Repairs / Upgrades Allowance											\$ 454,804								
Fascia Board & Trim Painting		\$ 14,437							\$ 20,477									\$ 29,043	
Sealant of Windows, Doors & Weather Stripping				\$ 9,620											\$ 16,249				
Window Glass 5% Partial Replacement				\$ 13,431															
Window Glass 5% Partial Replacement								\$ 15,995											
Window Glass 5% Partial Replacement											\$ 19,049								
Window Glass 10% Partial Replacement															\$ 45,373				
Window Glass 10% Partial Replacement																			
Window Glass 15% Partial Replacement																			
<b>Category Subtotal :</b>	<b>\$ 38,419</b>	<b>\$ 14,437</b>		<b>\$ 23,051</b>		<b>\$ 277,625</b>		<b>\$ 89,435</b>	<b>\$ 92,145</b>	<b>\$ 76,857</b>	<b>\$ 503,765</b>	<b>\$ 82,421</b>			<b>\$ 61,622</b>		<b>\$ 29,043</b>		
<b>Reserve Category : 05.00 Roofing</b>																			
Downspout & Gutter Replacement																			\$ 175,824
Roof - Fibreglass Shingle Replacement (All new in 2023/2024)																			\$ 557,048
<b>Category Subtotal :</b>																			<b>\$ 732,872</b>
<b>Reserve Category : 06.00 Mechanical</b>																			
Interior Pipes Partial Replacement								\$ 36,720											
<b>Reserve Category : 09.00 Electrical Systems</b>																			
Electrical Planning Report		\$ 4,664																	
Electrical System General Upgrades Allowance											\$ 17,492								
Exterior Lighting Upgrades (Newer) Allowance											\$ 13,119								

VIS2090 Model 1 - 2026 Funding Study Expenses by Fiscal Calendar Year - Continued

Item Description	FY 2026	FY 2028	FY 2029	FY 2031	FY 2032	FY 2033	FY 2035	FY 2036	FY 2038	FY 2040	FY 2041	FY 2042	FY 2044	FY 2045	FY 2046	FY 2047	FY 2048	FY 2049
Exterior Lighting Upgrades (Older) Allowance	\$ 5,178																	
<b>Category Subtotal :</b>	<b>\$ 5,178</b>	<b>\$ 4,664</b>									<b>\$ 30,611</b>							
<b>Reserve Category : 10.00 Services/Professional Fees</b>																		
Depreciation Study Updates				\$ 4,973				\$ 5,922			\$ 7,053				\$ 8,400			
Insurance Appraisal			\$ 1,509		\$ 1,676		\$ 1,862		\$ 2,067		\$ 2,296		\$ 2,550			\$ 2,832		
<b>Category Subtotal :</b>			<b>\$ 1,509</b>	<b>\$ 4,973</b>	<b>\$ 1,676</b>		<b>\$ 1,862</b>	<b>\$ 5,922</b>	<b>\$ 2,067</b>		<b>\$ 9,349</b>		<b>\$ 2,550</b>		<b>\$ 8,400</b>	<b>\$ 2,832</b>		
<b>Reserve Category : 12.00 Site Improvements</b>																		
Asphalt Curb Replacement	\$ 9,406																	
Asphalt Paving Crack Filling	\$ 5,178			\$ 6,167				\$ 7,344			\$ 8,746				\$ 10,416			
Asphalt Paving, 2" Scrape and Peel											\$ 368,027							
Chainlink Fence - 5' Ht Replacement									\$ 64,887									
Chainlink Fence - With Inserts, 5' Ht. Replacement Allowance									\$ 23,367									
Concrete Sidewalk Partial Upgrades Allowance		\$ 11,105							\$ 15,751								\$ 22,341	
Fence - Perimeter Fence Repairs / Upgrades Allowance	\$ 3,624			\$ 4,317				\$ 5,141			\$ 6,122				\$ 7,291			
Fence - Perimeter Fence, 4 ft Ht				\$ 21,953														
Fence - Perimeter Fence, 6 ft Ht				\$ 22,477														
Landscaping General Upgrades		\$ 11,105							\$ 15,751								\$ 22,341	
Painting - Parking Lines	\$ 3,624			\$ 4,317				\$ 5,141			\$ 6,122				\$ 7,291			
Signage Replacement / Upgrade Allowance				\$ 6,167														
Underground Service - Camera Inspection				\$ 4,317				\$ 5,141			\$ 6,122				\$ 7,291			
Underground Services - Water, Sewer & Storm and Perimeter Drain Partial Replacement										\$ 84,458								
Yard Lights Replacement		\$ 2,887																
<b>Category Subtotal :</b>	<b>\$ 21,832</b>	<b>\$ 25,097</b>		<b>\$ 69,715</b>				<b>\$ 22,767</b>	<b>\$ 119,756</b>	<b>\$ 84,458</b>	<b>\$ 395,139</b>				<b>\$ 32,289</b>		<b>\$ 44,682</b>	
<b>Expense Totals :</b>	<b>\$ 105,299</b>	<b>\$ 44,200</b>	<b>\$ 1,509</b>	<b>\$ 163,100</b>	<b>\$ 1,676</b>	<b>\$ 277,624</b>	<b>\$ 1,862</b>	<b>\$ 166,593</b>	<b>\$ 213,970</b>	<b>\$ 195,099</b>	<b>\$ 957,234</b>	<b>\$ 118,651</b>	<b>\$ 41,402</b>	<b>\$ 42,246</b>	<b>\$ 164,810</b>	<b>\$ 2,832</b>	<b>\$ 122,874</b>	<b>\$ 732,872</b>

**VIS2090 Model 1 - 2026 Funding Study Expenses by Fiscal Calendar Year - Continued**

Item Description	FY 2050	FY 2051	FY 2053	FY 2056
<b>Reserve Category : 03.00 Superstructure</b>				
Concrete Patio Crack Filling Allowance (Cracks noted at some patio)				\$ 7,387
Concrete Patio Partial Upgrades Allowance				
Concrete Patio Partial Upgrades Allowance				
Concrete Patio Partial Upgrades Allowance				
Concrete Patio Partial Upgrades Allowance				
Concrete Patio Partial Upgrades Allowance				
Deck Privacy / Guard Wall Upgrades				
Deck Privacy / Guard Wall Upgrades				
Deck Privacy / Guard Wall Upgrades				
Deck Privacy / Guard Wall Upgrades				
Decks Vinyl Membrane (Unit 25 Only)				
Decks Vinyl Membrane (All but Unit 25 completed in 2023/2024)				
Exterior Stairs Periodic Repairs / Upgrades Allowance				
Exterior Stairs General Upgrades				
Upper Floor Walkways Vinyl Membrane		\$ 49,621		
<b>Category Subtotal :</b>		<b>\$ 49,621</b>		<b>\$ 7,387</b>
<b>Reserve Category : 04.00 Exterior Closure</b>				
Doors - Deck / Patio Sliding Doors				
Doors - Deck / Patio Sliding Doors				
Doors - Deck / Patio Sliding Doors				
Doors - Deck / Patio Sliding Doors				
Doors - Storage and Electrical Shed Doors Painting				\$ 4,432

**VIS2090 Model 1 - 2026 Funding Study Expenses by Fiscal Calendar Year - Continued**

<b>Item Description</b>	<b>FY 2050</b>	<b>FY 2051</b>	<b>FY 2053</b>	<b>FY 2056</b>
Doors - Storage and Electrical Shed Doors Replacement				
Doors - Unit Front Entry Doors Painting				\$ 46,094
Doors - Unit Front Entry Doors Replacement				
Exterior Stucco Wall Painting			\$ 420,143	
Exterior Wall Immediate Minor Upgrades				
Exterior Wall Unexpected Repairs / Upgrades Allowance				
Fascia Board & Trim Painting				
Sealant of Windows, Doors & Weather Stripping				
Window Glass 5% Partial Replacement				
Window Glass 5% Partial Replacement				
Window Glass 5% Partial Replacement				
Window Glass 10% Partial Replacement				
Window Glass 10% Partial Replacement		\$ 54,037		
Window Glass 15% Partial Replacement				\$ 96,532
<b>Category Subtotal :</b>		<b>\$ 54,037</b>	<b>\$ 420,143</b>	<b>\$ 147,058</b>
<b>Reserve Category : 05.00 Roofing</b>				
Downspout & Gutter Replacement				
Roof - Fibreglass Shingle Replacement (All new in 2023/2024)				
<b>Category Subtotal :</b>				
<b>Reserve Category : 06.00 Mechanical</b>				
Interior Pipes Partial Replacement				
<b>Reserve Category : 09.00 Electrical Systems</b>				
Electrical Planning Report				
Electrical System General Upgrades Allowance				
Exterior Lighting Upgrades (Newer) Allowance				

**VIS2090 Model 1 - 2026 Funding Study Expenses by Fiscal Calendar Year - Continued**

<b>Item Description</b>	<b>FY 2050</b>	<b>FY 2051</b>	<b>FY 2053</b>	<b>FY 2056</b>
Exterior Lighting Upgrades (Older) Allowance		\$ 12,405		
<b>Category Subtotal :</b>		<b>\$ 12,405</b>		
<b>Reserve Category : 10.00 Services/Professional Fees</b>				
Depreciation Study Updates		\$ 10,004		\$ 11,914
Insurance Appraisal	\$ 3,145		\$ 3,492	\$ 3,878
<b>Category Subtotal :</b>	<b>\$ 3,145</b>	<b>\$ 10,004</b>	<b>\$ 3,492</b>	<b>\$ 15,792</b>
<b>Reserve Category : 12.00 Site Improvements</b>				
Asphalt Curb Replacement				
Asphalt Paving Crack Filling		\$ 12,405		\$ 14,774
Asphalt Paving, 2" Scrape and Peel				
Chainlink Fence - 5' Ht Replacement				
Chainlink Fence - With Inserts, 5' Ht. Replacement Allowance				
Concrete Sidewalk Partial Upgrades Allowance				
Fence - Perimeter Fence Repairs / Upgrades Allowance		\$ 8,684		\$ 10,342
Fence - Perimeter Fence, 4 ft Ht		\$ 44,162		
Fence - Perimeter Fence, 6 ft Ht				\$ 53,851
Landscaping General Upgrades				
Painting - Parking Lines		\$ 8,684		\$ 10,342
Signage Replacement / Upgrade Allowance				\$ 14,774
Underground Service - Camera Inspection		\$ 8,684		\$ 10,342
Underground Services - Water, Sewer & Storm and Perimeter Drain Partial Replacement				
Yard Lights Replacement				
<b>Category Subtotal :</b>		<b>\$ 82,619</b>		<b>\$ 114,425</b>
<b>Expense Totals :</b>	<b>\$ 3,145</b>	<b>\$ 208,685</b>	<b>\$ 423,635</b>	<b>\$ 284,661</b>

January 1, 2026

<b>Year</b>	<b>Category</b>	<b>Item Name</b>	<b>Expense</b>	
FY 2026	03.00 Superstructure	Concrete Patio Crack Filling Allowance (Cracks noted at some patio)	\$ 2,589	
		Deck Privacy / Guard Wall Upgrades	\$ 8,285	
		Decks Vinyl Membrane (Unit 25 Only)	\$ 3,107	
		Exterior Stairs Periodic Repairs / Upgrades Allowance	\$ 5,178	
		Upper Floor Walkways Vinyl Membrane	\$ 20,711	
	03.00 Superstructure Subtotal = \$ 39,870.00			
	04.00 Exterior Closure	Doors - Storage and Electrical Shed Doors Painting	\$ 1,553	
		Doors - Unit Front Entry Doors Painting	\$ 16,155	
		Exterior Wall Immediate Minor Upgrades	\$ 20,711	
	04.00 Exterior Closure Subtotal = \$ 38,419.00			
	09.00 Electrical Systems	Exterior Lighting Upgrades (Older) Allowance	\$ 5,178	
	12.00 Site Improvements	Asphalt Curb Replacement	\$ 9,406	
		Asphalt Paving Crack Filling	\$ 5,178	
		Fence - Perimeter Fence Repairs / Upgrades Allowance	\$ 3,624	
		Painting - Parking Lines	\$ 3,624	
12.00 Site Improvements Subtotal = \$ 21,832.00				
FY 2026 Annual Expense Total = \$ 105,299				
FY 2028	04.00 Exterior Closure	Fascia Board & Trim Painting	\$ 14,437	
	09.00 Electrical Systems	Electrical Planning Report	\$ 4,664	
	12.00 Site Improvements	Concrete Sidewalk Partial Upgrades Allowance	\$ 11,105	
		Landscaping General Upgrades	\$ 11,105	
		Yard Lights Replacement	\$ 2,887	
	12.00 Site Improvements Subtotal = \$ 25,097.00			
FY 2028 Annual Expense Total = \$ 44,198				
FY 2029	10.00 Services/Professional Fees	Insurance Appraisal	\$ 1,509	
Annual Expense Total = \$ 1,509				
FY 2031	03.00 Superstructure	Deck Privacy / Guard Wall Upgrades	\$ 9,866	
		Exterior Stairs General Upgrades	\$ 55,499	
	03.00 Superstructure Subtotal = \$ 65,365.00			
	04.00 Exterior Closure	Sealant of Windows, Doors & Weather Stripping	\$ 9,620	
		Window Glass 5% Partial Replacement	\$ 13,431	
	04.00 Exterior Closure Subtotal = \$ 23,051.00			
	10.00 Services/Professional Fees	Depreciation Study Updates	\$ 4,973	
	12.00 Site Improvements	Asphalt Paving Crack Filling	\$ 6,167	
Fence - Perimeter Fence Repairs / Upgrades Allowance		\$ 4,317		
Fence - Perimeter Fence, 4 ft Ht		\$ 21,953		

Year	Category	Item Name	Expense
FY 2031	12.00 Site Improvements	Fence - Perimeter Fence, 6 ft Ht	\$ 22,477
		Painting - Parking Lines	\$ 4,317
		Signage Replacement / Upgrade Allowance	\$ 6,167
		Underground Service - Camera Inspection	\$ 4,317
12.00 Site Improvements Subtotal = \$ 69,715.00			
FY 2031 Annual Expense Total = \$ 163,104			
FY 2032	10.00 Services/Professional Fees	Insurance Appraisal	\$ 1,676
Annual Expense Total = \$ 1,676			
FY 2033	04.00 Exterior Closure	Doors - Unit Front Entry Doors Replacement	\$ 68,775
		Exterior Stucco Wall Painting	\$ 208,850
		04.00 Exterior Closure Subtotal = \$ 277,625.00	
FY 2033 Annual Expense Total = \$ 277,625			
FY 2035	10.00 Services/Professional Fees	Insurance Appraisal	\$ 1,862
Annual Expense Total = \$ 1,862			
FY 2036	03.00 Superstructure	Deck Privacy / Guard Wall Upgrades	\$ 11,750
	04.00 Exterior Closure	Doors - Deck / Patio Sliding Doors	\$ 66,830
		Doors - Storage and Electrical Shed Doors Replacement	\$ 6,610
		Window Glass 5% Partial Replacement	\$ 15,995
		04.00 Exterior Closure Subtotal = \$ 89,435.00	
	06.00 Mechanical	Interior Pipes Partial Replacement	\$ 36,720
	10.00 Services/Professional Fees	Depreciation Study Updates	\$ 5,922
	12.00 Site Improvements	Asphalt Paving Crack Filling	\$ 7,344
		Fence - Perimeter Fence Repairs / Upgrades Allowance	\$ 5,141
		Painting - Parking Lines	\$ 5,141
Underground Service - Camera Inspection		\$ 5,141	
12.00 Site Improvements Subtotal = \$ 22,767.00			
FY 2036 Annual Expense Total = \$ 166,594			
FY 2038	04.00 Exterior Closure	Doors - Deck / Patio Sliding Doors	\$ 71,668
		Fascia Board & Trim Painting	\$ 20,477
		04.00 Exterior Closure Subtotal = \$ 92,145.00	
	10.00 Services/Professional Fees	Insurance Appraisal	\$ 2,067
	12.00 Site Improvements	Chainlink Fence - 5' Ht Replacement	\$ 64,887
		Chainlink Fence - With Inserts, 5' Ht. Replacement Allowance	\$ 23,367
		Concrete Sidewalk Partial Upgrades Allowance	\$ 15,751
		Landscaping General Upgrades	\$ 15,751
12.00 Site Improvements Subtotal = \$ 119,756.00			
FY 2038 Annual Expense Total = \$ 213,968			

<b>Year</b>	<b>Category</b>	<b>Item Name</b>	<b>Expense</b>	
FY 2040	03.00 Superstructure	Concrete Patio Partial Upgrades Allowance	\$ 33,783	
	04.00 Exterior Closure	Doors - Deck / Patio Sliding Doors	\$ 76,857	
	12.00 Site Improvements	Underground Services - Water, Sewer & Storm and Perimeter Drain Partial Replacement	\$ 84,458	
FY 2040 Annual Expense Total = \$ 195,098				
FY 2041	03.00 Superstructure	Concrete Patio Crack Filling Allowance (Cracks noted at some patio)	\$ 4,373	
		Deck Privacy / Guard Wall Upgrades	\$ 13,994	
	03.00 Superstructure Subtotal = \$ 18,367.00			
	04.00 Exterior Closure	Doors - Storage and Electrical Shed Doors Painting	\$ 2,624	
		Doors - Unit Front Entry Doors Painting	\$ 27,288	
		Exterior Wall Unexpected Repairs / Upgrades Allowance	\$ 454,804	
		Window Glass 5% Partial Replacement	\$ 19,049	
	04.00 Exterior Closure Subtotal = \$ 503,765.00			
	09.00 Electrical Systems	Electrical System General Upgrades Allowance	\$ 17,492	
		Exterior Lighting Upgrades (Newer) Allowance	\$ 13,119	
	09.00 Electrical Systems Subtotal = \$ 30,611.00			
	10.00 Services/Professional Fees	Depreciation Study Updates	\$ 7,053	
		Insurance Appraisal	\$ 2,296	
	10.00 Services/Professional Fees Subtotal = \$ 9,349.00			
	12.00 Site Improvements	Asphalt Paving Crack Filling	\$ 8,746	
Asphalt Paving, 2" Scrape and Peel		\$ 368,027		
Fence - Perimeter Fence Repairs / Upgrades Allowance		\$ 6,122		
Painting - Parking Lines		\$ 6,122		
Underground Service - Camera Inspection		\$ 6,122		
12.00 Site Improvements Subtotal = \$ 395,139.00				
FY 2041 Annual Expense Total = \$ 957,231				
FY 2042	03.00 Superstructure	Concrete Patio Partial Upgrades Allowance	\$ 36,229	
	04.00 Exterior Closure	Doors - Deck / Patio Sliding Doors	\$ 82,421	
FY 2042 Annual Expense Total = \$ 118,650				
FY 2044	03.00 Superstructure	Concrete Patio Partial Upgrades Allowance	\$ 38,852	
	10.00 Services/Professional Fees	Insurance Appraisal	\$ 2,550	
FY 2044 Annual Expense Total = \$ 41,402				
FY 2045	03.00 Superstructure	Decks Vinyl Membrane (All but Unit 25 completed in 2023/2024)	\$ 42,246	
Annual Expense Total = \$ 42,246				
FY 2046	03.00 Superstructure	Concrete Patio Partial Upgrades Allowance	\$ 45,832	
		Decks Vinyl Membrane (Unit 25 Only)	\$ 6,250	

<b>Year</b>	<b>Category</b>	<b>Item Name</b>	<b>Expense</b>	
FY 2046	03.00 Superstructure	Exterior Stairs Periodic Repairs / Upgrades Allowance	\$ 10,416	
	03.00 Superstructure Subtotal = \$ 62,498.00			
	04.00 Exterior Closure	Sealant of Windows, Doors & Weather Stripping	\$ 16,249	
		Window Glass 10% Partial Replacement	\$ 45,373	
	04.00 Exterior Closure Subtotal = \$ 61,622.00			
	10.00 Services/Professional Fees	Depreciation Study Updates	\$ 8,400	
	12.00 Site Improvements	Asphalt Paving Crack Filling	\$ 10,416	
		Fence - Perimeter Fence Repairs / Upgrades Allowance	\$ 7,291	
		Painting - Parking Lines	\$ 7,291	
		Underground Service - Camera Inspection	\$ 7,291	
12.00 Site Improvements Subtotal = \$ 32,289.00				
FY 2046 Annual Expense Total = \$ 164,809				
FY 2047	10.00 Services/Professional Fees	Insurance Appraisal	\$ 2,832	
Annual Expense Total = \$ 2,832				
FY 2048	03.00 Superstructure	Concrete Patio Partial Upgrades Allowance	\$ 49,150	
	04.00 Exterior Closure	Fascia Board & Trim Painting	\$ 29,043	
	12.00 Site Improvements	Concrete Sidewalk Partial Upgrades Allowance	\$ 22,341	
		Landscaping General Upgrades	\$ 22,341	
	12.00 Site Improvements Subtotal = \$ 44,682.00			
FY 2048 Annual Expense Total = \$ 122,875				
FY 2049	05.00 Roofing	Downspout & Gutter Replacement	\$ 175,824	
		Roof - Fibreglass Shingle Replacement (All new in 2023/2024)	\$ 557,048	
	05.00 Roofing Subtotal = \$ 732,872.00			
FY 2049 Annual Expense Total = \$ 732,872				
FY 2050	10.00 Services/Professional Fees	Insurance Appraisal	\$ 3,145	
Annual Expense Total = \$ 3,145				
FY 2051	03.00 Superstructure	Upper Floor Walkways Vinyl Membrane	\$ 49,621	
	04.00 Exterior Closure	Window Glass 10% Partial Replacement	\$ 54,037	
	09.00 Electrical Systems	Exterior Lighting Upgrades (Older) Allowance	\$ 12,405	
	10.00 Services/Professional Fees	Depreciation Study Updates	\$ 10,004	
	12.00 Site Improvements	Asphalt Paving Crack Filling	\$ 12,405	
		Fence - Perimeter Fence Repairs / Upgrades Allowance	\$ 8,684	
		Fence - Perimeter Fence, 4 ft Ht	\$ 44,162	
		Painting - Parking Lines	\$ 8,684	
		Underground Service - Camera Inspection	\$ 8,684	
12.00 Site Improvements Subtotal = \$ 82,619.00				
FY 2051 Annual Expense Total = \$ 208,686				

<b>Year</b>	<b>Category</b>	<b>Item Name</b>	<b>Expense</b>
FY 2053	04.00 Exterior Closure	Exterior Stucco Wall Painting	\$ 420,143
	10.00 Services/Professional Fees	Insurance Appraisal	\$ 3,492
FY 2053 Annual Expense Total = \$ 423,635			
FY 2056	03.00 Superstructure	Concrete Patio Crack Filling Allowance (Cracks noted at some patio)	\$ 7,387
	04.00 Exterior Closure	Doors - Storage and Electrical Shed Doors Painting	\$ 4,432
		Doors - Unit Front Entry Doors Painting	\$ 46,094
		Window Glass 15% Partial Replacement	\$ 96,532
		04.00 Exterior Closure Subtotal = \$ 147,058.00	
	10.00 Services/Professional Fees	Depreciation Study Updates	\$ 11,914
		Insurance Appraisal	\$ 3,878
	10.00 Services/Professional Fees Subtotal = \$ 15,792.00		
	12.00 Site Improvements	Asphalt Paving Crack Filling	\$ 14,774
		Fence - Perimeter Fence Repairs / Upgrades Allowance	\$ 10,342
		Fence - Perimeter Fence, 6 ft Ht	\$ 53,851
		Painting - Parking Lines	\$ 10,342
		Signage Replacement / Upgrade Allowance	\$ 14,774
Underground Service - Camera Inspection		\$ 10,342	
12.00 Site Improvements Subtotal = \$ 114,425.00			
FY 2056 Annual Expense Total = \$ 284,662			

# Model No. 2

## Depreciation Report Analysis

**Funding based on current contribution of \$30,000  
increased to \$38,000 with \$11,000 increases thereafter  
until 2042, then reduced**

**Model Recommended by  
Pacific Rim Appraisals Ltd.**

**for**

**VIS2090**

### Table of Contents

<b>Pages</b>	<b>Subject</b>
<b>1 .....</b>	<b>Table of Contents</b>
<b>2 to 4 .....</b>	<b>Reserve Item Summary</b>
<b>5 to 10 .....</b>	<b>Reserve Item Listing</b>
<b>11 to 13 .....</b>	<b>Present Cost Report</b>
<b>14 to 29 .....</b>	<b>Depreciation Report</b>
<b>30 to 31 .....</b>	<b>Cash Flow</b>
<b>32 .....</b>	<b>Dues Summary</b>
<b>33 to 38 .....</b>	<b>Expense Report</b>
<b>39 to 43 .....</b>	<b>Expense Summary</b>

**VIS2090 Model 2 - 2026 Reserve Study Expense Item Summary**

Reserve Items	Current Cost When New	Estimated Remaining Life	Expected Life When New	First Replacement Cost	Raw Annual Payment	Repeating Item?
<b>03.00 Superstructure</b>						
Concrete Patio Crack Filling Allowance (Cracks noted at some patio)	\$ 2,500	0 Years	15 Years	\$ 2,589	\$ 2,583	Yes
Concrete Patio Partial Upgrades Allowance	\$ 20,000	14 Years	50 Years	\$ 33,783	\$ 2,169	Yes
Concrete Patio Partial Upgrades Allowance	\$ 20,000	16 Years	50 Years	\$ 36,229	\$ 2,042	Yes
Concrete Patio Partial Upgrades Allowance	\$ 20,000	18 Years	50 Years	\$ 38,852	\$ 1,950	Yes
Concrete Patio Partial Upgrades Allowance	\$ 22,000	20 Years	50 Years	\$ 45,832	\$ 2,070	Yes
Concrete Patio Partial Upgrades Allowance	\$ 22,000	22 Years	50 Years	\$ 49,150	\$ 2,017	Yes
Deck Privacy / Guard Wall Upgrades	\$ 8,000	0 Years	35 Years	\$ 8,285	\$ 8,266	Yes
Deck Privacy / Guard Wall Upgrades	\$ 8,000	5 Years	35 Years	\$ 9,866	\$ 1,620	Yes
Deck Privacy / Guard Wall Upgrades	\$ 8,000	10 Years	35 Years	\$ 11,750	\$ 1,039	Yes
Deck Privacy / Guard Wall Upgrades	\$ 8,000	15 Years	35 Years	\$ 13,994	\$ 840	Yes
Decks Vinyl Membrane (Unit 25 Only)	\$ 3,000	0 Years	20 Years	\$ 3,107	\$ 3,100	Yes
Decks Vinyl Membrane (All but Unit 25 completed in 2023/2024)	\$ 21,000	19 Years	20 Years	\$ 42,246	\$ 2,009	Yes
Exterior Stairs Periodic Repairs / Upgrades Allowance	\$ 5,000	0 Years	20 Years	\$ 5,178	\$ 5,166	Yes
Exterior Stairs General Upgrades	\$ 45,000	5 Years	40 Years	\$ 55,499	\$ 9,114	Yes
Upper Floor Walkways Vinyl Membrane	\$ 20,000	0 Years	25 Years	\$ 20,711	\$ 20,664	Yes
<b>04.00 Exterior Closure</b>						
Doors - Deck / Patio Sliding Doors	\$ 45,500	10 Years	40 Years	\$ 66,830	\$ 5,911	Yes
Doors - Deck / Patio Sliding Doors	\$ 45,500	12 Years	40 Years	\$ 71,668	\$ 5,337	Yes
Doors - Deck / Patio Sliding Doors	\$ 45,500	14 Years	40 Years	\$ 76,857	\$ 4,935	Yes
Doors - Deck / Patio Sliding Doors	\$ 45,500	16 Years	40 Years	\$ 82,421	\$ 4,646	Yes
Doors - Storage and Electrical Shed Doors Painting	\$ 1,500	0 Years	15 Years	\$ 1,553	\$ 1,550	Yes
Doors - Storage and Electrical Shed Doors Replacement	\$ 4,500	10 Years	45 Years	\$ 6,610	\$ 585	Yes
Doors - Unit Front Entry Doors Painting	\$ 15,600	0 Years	15 Years	\$ 16,155	\$ 16,118	Yes

VIS2090 Model 2 - 2026 Funding Study Expense Item Summary - Continued

Reserve Items	Current Cost When New	Estimated Remaining Life	Expected Life When New	First Replacement Cost	Raw Annual Payment	Repeating Item?
Doors - Unit Front Entry Doors Replacement	\$ 52,000	7 Years	40 Years	\$ 68,775	\$ 8,428	Yes
Exterior Stucco Wall Painting	\$ 157,910	7 Years	20 Years	\$ 208,850	\$ 25,593	Yes
Exterior Wall Immediate Minor Upgrades	\$ 20,000	0 Years	20 Years	\$ 20,711	\$ 20,664	No
Exterior Wall Unexpected Repairs / Upgrades Allowance	\$ 260,000	15 Years	50 Years	\$ 454,804	\$ 27,309	Yes
Fascia Board & Trim Painting	\$ 13,000	2 Years	10 Years	\$ 14,437	\$ 4,777	Yes
Sealant of Windows, Doors & Weather Stripping	\$ 7,800	5 Years	15 Years	\$ 9,620	\$ 1,580	Yes
Window Glass 5% Partial Replacement	\$ 10,890	5 Years	35 Years	\$ 13,431	\$ 2,206	Yes
Window Glass 5% Partial Replacement	\$ 10,890	10 Years	35 Years	\$ 15,995	\$ 1,415	Yes
Window Glass 5% Partial Replacement	\$ 10,890	15 Years	35 Years	\$ 19,049	\$ 1,144	Yes
Window Glass 10% Partial Replacement	\$ 21,780	20 Years	35 Years	\$ 45,373	\$ 2,050	Yes
Window Glass 10% Partial Replacement	\$ 21,780	25 Years	35 Years	\$ 54,037	\$ 1,947	Yes
Window Glass 15% Partial Replacement	\$ 32,670	30 Years	35 Years	\$ 96,532	\$ 2,879	Yes
<b>05.00 Roofing</b>						
Downspout & Gutter Replacement	\$ 75,998	23 Years	30 Years	\$ 175,824	\$ 6,897	Yes
Roof - Fibreglass Shingle Replacement (All new in 2023/2024)	\$ 240,778	23 Years	25 Years	\$ 557,048	\$ 21,850	Yes
<b>06.00 Mechanical</b>						
Interior Pipes Partial Replacement	\$ 25,000	10 Years	40 Years	\$ 36,720	\$ 3,248	Yes
<b>09.00 Electrical Systems</b>						
Electrical Planning Report	\$ 4,200	2 Years	50 Years	\$ 4,664	\$ 1,543	Yes
Electrical System General Upgrades Allowance	\$ 10,000	15 Years	50 Years	\$ 17,492	\$ 1,050	Yes
Exterior Lighting Upgrades (Newer) Allowance	\$ 7,500	15 Years	25 Years	\$ 13,119	\$ 788	Yes
Exterior Lighting Upgrades (Older) Allowance	\$ 5,000	0 Years	25 Years	\$ 5,178	\$ 5,166	Yes
<b>10.00 Services/Professional Fees</b>						

VIS2090 Model 2 - 2026 Funding Study Expense Item Summary - Continued

Reserve Items	Current Cost When New	Estimated Remaining Life	Expected Life When New	First Replacement Cost	Raw Annual Payment	Repeating Item?
Depreciation Study Updates	\$ 4,032	5 Years	5 Years	\$ 4,973	\$ 817	Yes
Insurance Appraisal	\$ 1,313	3 Years	3 Years	\$ 1,509	\$ 374	Yes
<b>12.00 Site Improvements</b>						
Asphalt Curb Replacement	\$ 9,083	0 Years	40 Years	\$ 9,406	\$ 9,384	Yes
Asphalt Paving Crack Filling	\$ 5,000	0 Years	5 Years	\$ 5,178	\$ 5,166	Yes
Asphalt Paving, 2" Scrape and Peel	\$ 210,392	15 Years	50 Years	\$ 368,027	\$ 22,099	Yes
Chainlink Fence - 5' Ht Replacement	\$ 41,195	12 Years	40 Years	\$ 64,887	\$ 4,832	Yes
Chainlink Fence - With Inserts, 5' Ht. Replacement Allowance	\$ 14,835	12 Years	40 Years	\$ 23,367	\$ 1,740	Yes
Concrete Sidewalk Partial Upgrades Allowance	\$ 10,000	2 Years	10 Years	\$ 11,105	\$ 3,675	Yes
Fence - Perimeter Fence Repairs / Upgrades Allowance	\$ 3,500	0 Years	5 Years	\$ 3,624	\$ 3,616	Yes
Fence - Perimeter Fence, 4 ft Ht	\$ 17,800	5 Years	20 Years	\$ 21,953	\$ 3,605	Yes
Fence - Perimeter Fence, 6 ft Ht	\$ 18,225	5 Years	25 Years	\$ 22,477	\$ 3,691	Yes
Landscaping General Upgrades	\$ 10,000	2 Years	10 Years	\$ 11,105	\$ 3,675	Yes
Painting - Parking Lines	\$ 3,500	0 Years	5 Years	\$ 3,624	\$ 3,616	Yes
Signage Replacement / Upgrade Allowance	\$ 5,000	5 Years	25 Years	\$ 6,167	\$ 1,013	Yes
Underground Service - Camera Inspection	\$ 3,500	5 Years	5 Years	\$ 4,317	\$ 709	Yes
Underground Services - Water, Sewer & Storm and Perimeter Drain Partial Replacement	\$ 50,000	14 Years	50 Years	\$ 84,458	\$ 5,423	Yes
Yard Lights Replacement	\$ 2,600	2 Years	30 Years	\$ 2,887	\$ 955	Yes

Raw Annual Payments do not include earned interest, tax adjustments or salvage.

Months Remaining in Fiscal Calendar Year 2026: 12

Expected annual inflation: 3.50%

Interest earned on reserve funds: 0.50%

Initial Reserve: \$ 192,329

Prepared by Pacific Rim Appraisals  
**VIS2090 Model 2 - 2026 Reserve Study Expense Item Listing**

Reserve Items	Unit Cost	No Units	Current Cost When New	Estimated Remaining Life	Expected Life When New	Fiscal Calendar Year	Estimated Future Cost	Raw Annual Payment
<b>03.00 Superstructure</b>								
Concrete Patio Crack Filling Allowance (Cracks noted at some patio)	\$ 2,500 ea	1	\$ 2,500	0 Years	15 Years	2026	\$ 2,589	\$ 2,582.99
				15 Years		2041	\$ 4,373	\$ 280.81
						2056	\$ 7,387	\$ 474.33
Concrete Patio Partial Upgrades Allowance	\$ 2,000 ea	10	\$ 20,000	14 Years	50 Years	2040	\$ 33,783	\$ 2,169.29
				50 Years		2090	\$ 193,915	\$ 3,414.50
Concrete Patio Partial Upgrades Allowance	\$ 2,000 ea	10	\$ 20,000	16 Years	50 Years	2042	\$ 36,229	\$ 2,042.28
				50 Years		2092	\$ 207,954	\$ 3,661.70
Concrete Patio Partial Upgrades Allowance	\$ 2,000 ea	10	\$ 20,000	18 Years	50 Years	2044	\$ 38,852	\$ 1,949.68
				50 Years		2094	\$ 223,010	\$ 3,926.81
Concrete Patio Partial Upgrades Allowance	\$ 2,000 ea	11	\$ 22,000	20 Years	50 Years	2046	\$ 45,832	\$ 2,070.33
				50 Years		2096	\$ 263,071	\$ 4,632.21
Concrete Patio Partial Upgrades Allowance	\$ 2,000 ea	11	\$ 22,000	22 Years	50 Years	2048	\$ 49,150	\$ 2,016.87
				50 Years		2098	\$ 282,118	\$ 4,967.58
Deck Privacy / Guard Wall Upgrades	\$ 4,000 ea	2	\$ 8,000	0 Years	35 Years	2026	\$ 8,285	\$ 8,265.57
				35 Years		2061	\$ 28,152	\$ 736.17
Deck Privacy / Guard Wall Upgrades	\$ 4,000 ea	2	\$ 8,000	5 Years	35 Years	2031	\$ 9,866	\$ 1,620.20
				35 Years		2066	\$ 33,527	\$ 876.74
Deck Privacy / Guard Wall Upgrades	\$ 4,000 ea	2	\$ 8,000	10 Years	35 Years	2036	\$ 11,750	\$ 1,039.33
				35 Years		2071	\$ 39,929	\$ 1,044.15
Deck Privacy / Guard Wall Upgrades	\$ 4,000 ea	2	\$ 8,000	15 Years	35 Years	2041	\$ 13,994	\$ 840.29
				35 Years		2076	\$ 47,553	\$ 1,243.52
Decks Vinyl Membrane (Unit 25 Only)	\$ 3,000 ea	1	\$ 3,000	0 Years	20 Years	2026	\$ 3,107	\$ 3,099.59
				20 Years		2046	\$ 6,250	\$ 297.19
						2066	\$ 12,573	\$ 597.86
Decks Vinyl Membrane (All but Unit 25 completed in 2023/2024)	\$ 3,000 ea	7	\$ 21,000	19 Years	20 Years	2045	\$ 42,246	\$ 2,008.87
				20 Years		2065	\$ 84,986	\$ 4,041.25
Exterior Stairs Periodic Repairs / Upgrades Allowance	\$ 2,500 ea	2	\$ 5,000	0 Years	20 Years	2026	\$ 5,178	\$ 5,165.98
				20 Years		2046	\$ 10,416	\$ 495.31
						2066	\$ 20,954	\$ 996.43

VIS2090 Model 2 - 2026 Reserve Study Expense Item Listing - Continued

Reserve Items	Unit Cost	No Units	Current Cost When New	Estimated Remaining Life	Expected Life When New	Fiscal Calendar Year	Estimated Future Cost	Raw Annual Payment
Exterior Stairs General Upgrades	\$ 7,500 ea	6	\$ 45,000	5 Years	40 Years	2031	\$ 55,499	\$ 9,113.63
				40 Years		2071	\$ 224,600	\$ 5,073.36
Upper Floor Walkways Vinyl Membrane	\$ 5,000 ea	4	\$ 20,000	0 Years	25 Years	2026	\$ 20,711	\$ 20,663.92
				25 Years		2051	\$ 49,621	\$ 1,863.77
						2076	\$ 118,882	\$ 4,465.27
<b>04.00 Exterior Closure</b>								
Doors - Deck / Patio Sliding Doors	\$ 3,500 ea	13	\$ 45,500	10 Years	40 Years	2036	\$ 66,830	\$ 5,911.18
				40 Years		2076	\$ 270,457	\$ 6,109.22
Doors - Deck / Patio Sliding Doors	\$ 3,500 ea	13	\$ 45,500	12 Years	40 Years	2038	\$ 71,668	\$ 5,336.87
				40 Years		2078	\$ 290,038	\$ 6,551.52
Doors - Deck / Patio Sliding Doors	\$ 3,500 ea	13	\$ 45,500	14 Years	40 Years	2040	\$ 76,857	\$ 4,935.13
				40 Years		2080	\$ 311,037	\$ 7,025.84
Doors - Deck / Patio Sliding Doors	\$ 3,500 ea	13	\$ 45,500	16 Years	40 Years	2042	\$ 82,421	\$ 4,646.20
				40 Years		2082	\$ 333,555	\$ 7,534.50
Doors - Storage and Electrical Shed Doors Painting	\$ 250 ea	6	\$ 1,500	0 Years	15 Years	2026	\$ 1,553	\$ 1,549.79
				15 Years		2041	\$ 2,624	\$ 168.48
						2056	\$ 4,432	\$ 284.60
Doors - Storage and Electrical Shed Doors Replacement	\$ 750 ea	6	\$ 4,500	10 Years	45 Years	2036	\$ 6,610	\$ 584.62
				45 Years		2081	\$ 31,856	\$ 631.40
Doors - Unit Front Entry Doors Painting	\$ 300 ea	52	\$ 15,600	0 Years	15 Years	2026	\$ 16,155	\$ 16,117.86
				15 Years		2041	\$ 27,288	\$ 1,752.23
						2056	\$ 46,094	\$ 2,959.80
Doors - Unit Front Entry Doors Replacement	\$ 1,000 ea	52	\$ 52,000	7 Years	40 Years	2033	\$ 68,775	\$ 8,427.84
				40 Years		2073	\$ 278,328	\$ 6,286.99
Exterior Stucco Wall Painting	\$ 5.25 / ft²	30078 ft²	\$ 157,910	7 Years	20 Years	2033	\$ 208,850	\$ 25,593.00
				20 Years		2053	\$ 420,143	\$ 19,978.68
						2073	\$ 845,203	\$ 40,191.15
Exterior Wall Immediate Minor Upgrades	\$ 20,000 ea	1	\$ 20,000	0 Years	20 Years	2026	\$ 20,711	\$ 20,663.92
Exterior Wall Unexpected Repairs / Upgrades Allowance	\$ 5,000 ea	52	\$ 260,000	15 Years	50 Years	2041	\$ 454,804	\$ 27,309.32
				50 Years		2091	\$ 2,610,558	\$ 45,967.24
Fascia Board & Trim Painting	\$ 250 ea	52	\$ 13,000	2 Years	10 Years	2028	\$ 14,437	\$ 4,777.34
				10 Years		2038	\$ 20,477	\$ 1,997.33

VIS2090 Model 2 - 2026 Reserve Study Expense Item Listing - Continued

<b>Reserve Items</b>	<b>Unit Cost</b>	<b>No Units</b>	<b>Current Cost When New</b>	<b>Estimated Remaining Life</b>	<b>Expected Life When New</b>	<b>Fiscal Calendar Year</b>	<b>Estimated Future Cost</b>	<b>Raw Annual Payment</b>
Fascia Board & Trim Painting	\$ 250 ea	52	\$ 13,000	10 Years	10 Years	2048	\$ 29,043	\$ 2,832.90
						2058	\$ 41,193	\$ 4,018.03
Sealant of Windows, Doors & Weather Stripping	\$ 150 ea	52	\$ 7,800	5 Years 15 Years	15 Years	2031	\$ 9,620	\$ 1,579.70
						2046	\$ 16,249	\$ 1,043.40
						2061	\$ 27,448	\$ 1,762.48
Window Glass 5% Partial Replacement	\$ 110 / ft <sup>2</sup>	99 ft <sup>2</sup>	\$ 10,890	5 Years 35 Years	35 Years	2031	\$ 13,431	\$ 2,205.50
						2066	\$ 45,639	\$ 1,193.46
Window Glass 5% Partial Replacement	\$ 110 / ft <sup>2</sup>	99 ft <sup>2</sup>	\$ 10,890	10 Years 35 Years	35 Years	2036	\$ 15,995	\$ 1,414.78
						2071	\$ 54,353	\$ 1,421.35
Window Glass 5% Partial Replacement	\$ 110 / ft <sup>2</sup>	99 ft <sup>2</sup>	\$ 10,890	15 Years 35 Years	35 Years	2041	\$ 19,049	\$ 1,143.84
						2076	\$ 64,731	\$ 1,692.74
Window Glass 10% Partial Replacement	\$ 110 / ft <sup>2</sup>	198 ft <sup>2</sup>	\$ 21,780	20 Years 35 Years	35 Years	2046	\$ 45,373	\$ 2,049.63
						2081	\$ 154,183	\$ 4,031.92
Window Glass 10% Partial Replacement	\$ 110 / ft <sup>2</sup>	198 ft <sup>2</sup>	\$ 21,780	25 Years 35 Years	35 Years	2051	\$ 54,037	\$ 1,946.61
						2086	\$ 183,623	\$ 4,801.79
Window Glass 15% Partial Replacement	\$ 110 / ft <sup>2</sup>	297 ft <sup>2</sup>	\$ 32,670	30 Years	35 Years	2056	\$ 96,532	\$ 2,879.49
<b>05.00 Roofing</b>								
Downspout & Gutter Replacement	\$ 13.00 / lf	5846 lf	\$ 75,998	23 Years 30 Years	30 Years	2049	\$ 175,824	\$ 6,896.76
						2079	\$ 501,677	\$ 15,503.19
Roof - Fibreglass Shingle Replacement (All new in 2023/2024)	\$ 9.25 / ft <sup>2</sup>	26030 ft <sup>2</sup>	\$ 240,778	23 Years 25 Years	25 Years	2049	\$ 557,048	\$ 21,850.37
						2074	\$ 1,334,587	\$ 50,127.61
<b>06.00 Mechanical</b>								
Interior Pipes Partial Replacement	\$ 25,000 ea	1	\$ 25,000	10 Years 40 Years	40 Years	2036 2076	\$ 36,720 \$ 148,603	\$ 3,247.90 \$ 3,356.71
<b>09.00 Electrical Systems</b>								
Electrical Planning Report	\$ 4,200 ea	1	\$ 4,200	2 Years 50 Years	50 Years	2028	\$ 4,664	\$ 1,543.45
						2078	\$ 26,773	\$ 471.42
Electrical System General Upgrades Allowance	\$ 10,000 ea	1	\$ 10,000	15 Years 50 Years	50 Years	2041	\$ 17,492	\$ 1,050.36
						2091	\$ 100,406	\$ 1,767.97

VIS2090 Model 2 - 2026 Reserve Study Expense Item Listing - Continued

Reserve Items	Unit Cost	No Units	Current Cost When New	Estimated Remaining Life	Expected Life When New	Fiscal Calendar Year	Estimated Future Cost	Raw Annual Payment
Exterior Lighting Upgrades (Newer) Allowance	\$ 7,500 ea	1	\$ 7,500	15 Years	25 Years	2041	\$ 13,119	\$ 787.77
				25 Years		2066	\$ 31,432	\$ 1,180.58
Exterior Lighting Upgrades (Older) Allowance	\$ 5,000 ea	1	\$ 5,000	0 Years	25 Years	2026	\$ 5,178	\$ 5,165.98
				25 Years		2051	\$ 12,405	\$ 465.94
						2076	\$ 29,721	\$ 1,116.32
<b>10.00 Services/Professional Fees</b>								
Depreciation Study Updates	\$ 4,032 ea	1	\$ 4,032	5 Years	5 Years	2031	\$ 4,973	\$ 816.58
						2036	\$ 5,922	\$ 1,169.94
						2041	\$ 7,053	\$ 1,393.33
						2046	\$ 8,400	\$ 1,659.37
						2051	\$ 10,004	\$ 1,976.22
						2056	\$ 11,914	\$ 2,353.56
Insurance Appraisal	\$ 1,313 ea	1	\$ 1,313	3 Years	3 Years	2029	\$ 1,509	\$ 373.67
						2032	\$ 1,676	\$ 554.70
						2035	\$ 1,862	\$ 616.01
						2038	\$ 2,067	\$ 684.11
						2041	\$ 2,296	\$ 759.73
						2044	\$ 2,550	\$ 843.71
						2047	\$ 2,832	\$ 936.97
						2050	\$ 3,145	\$ 1,040.55
						2053	\$ 3,492	\$ 1,155.57
	\$ 3,878	\$ 1,283.31						
<b>12.00 Site Improvements</b>								
Asphalt Curb Replacement	\$ 5.25 / lf	1730 lf	\$ 9,083	0 Years	40 Years	2026	\$ 9,406	\$ 9,384.00
				40 Years		2066	\$ 38,064	\$ 859.80
Asphalt Paving Crack Filling	\$ 5,000 ea	1	\$ 5,000	0 Years	5 Years	2026	\$ 5,178	\$ 5,165.98
						2031	\$ 6,167	\$ 1,218.21
						2036	\$ 7,344	\$ 1,450.81
						2041	\$ 8,746	\$ 1,727.84
						2046	\$ 10,416	\$ 2,057.75
						2051	\$ 12,405	\$ 2,450.67
	2056	\$ 14,774	\$ 2,918.61					
Asphalt Paving, 2" Scrape and Peel			\$ 210,392	15 Years	50 Years	2041	\$ 368,027	\$ 22,098.70
				50 Years		2091	\$ 2,112,464	\$ 37,196.69
Chainlink Fence - 5' Ht Replacement	\$ 47.08 / lf	875 lf	\$ 41,195	12 Years	40 Years	2038	\$ 64,887	\$ 4,831.92
				40 Years		2078	\$ 262,596	\$ 5,931.64

VIS2090 Model 2 - 2026 Reserve Study Expense Item Listing - Continued

Reserve Items	Unit Cost	No Units	Current Cost When New	Estimated Remaining Life	Expected Life When New	Fiscal Calendar Year	Estimated Future Cost	Raw Annual Payment
Chainlink Fence - With Inserts, 5' Ht. Replacement Allowance			\$ 14,835	12 Years	40 Years	2038	\$ 23,367	\$ 1,740.06
				40 Years		2078	\$ 94,565	\$ 2,136.08
Concrete Sidewalk Partial Upgrades Allowance	\$ 10,000 ea	1	\$ 10,000	2 Years	10 Years	2028	\$ 11,105	\$ 3,674.88
				10 Years		2038	\$ 15,751	\$ 1,536.41
						2048	\$ 22,341	\$ 2,179.16
						2058	\$ 31,687	\$ 3,090.79
Fence - Perimeter Fence Repairs / Upgrades Allowance	\$ 3,500 ea	1	\$ 3,500	0 Years	5 Years	2026	\$ 3,624	\$ 3,616.19
				5 Years		2031	\$ 4,317	\$ 852.74
						2036	\$ 5,141	\$ 1,015.57
						2041	\$ 6,122	\$ 1,209.48
						2046	\$ 7,291	\$ 1,440.43
						2051	\$ 8,684	\$ 1,715.47
2056	\$ 10,342	\$ 2,043.02						
Fence - Perimeter Fence, 4 ft Ht	\$ 50.00 / lf	356 lf	\$ 17,800	5 Years	20 Years	2031	\$ 21,953	\$ 3,604.95
				20 Years		2051	\$ 44,162	\$ 2,100.01
						2071	\$ 88,842	\$ 4,224.60
Fence - Perimeter Fence, 6 ft Ht	\$ 75.00 / lf	243 lf	\$ 18,225	5 Years	25 Years	2031	\$ 22,477	\$ 3,691.02
				25 Years		2056	\$ 53,851	\$ 2,022.65
Landscaping General Upgrades	\$ 10,000 ea	1	\$ 10,000	2 Years	10 Years	2028	\$ 11,105	\$ 3,674.88
				10 Years		2038	\$ 15,751	\$ 1,536.41
						2048	\$ 22,341	\$ 2,179.16
						2058	\$ 31,687	\$ 3,090.79
Painting - Parking Lines	\$ 3,500 ea	1	\$ 3,500	0 Years	5 Years	2026	\$ 3,624	\$ 3,616.19
				5 Years		2031	\$ 4,317	\$ 852.74
						2036	\$ 5,141	\$ 1,015.57
						2041	\$ 6,122	\$ 1,209.48
						2046	\$ 7,291	\$ 1,440.43
						2051	\$ 8,684	\$ 1,715.47
2056	\$ 10,342	\$ 2,043.02						
Signage Replacement / Upgrade Allowance	\$ 5,000 ea	1	\$ 5,000	5 Years	25 Years	2031	\$ 6,167	\$ 1,012.63
				25 Years		2056	\$ 14,774	\$ 554.91
Underground Service - Camera Inspection	\$ 3,500 ea	1	\$ 3,500	5 Years	5 Years	2031	\$ 4,317	\$ 708.84
						2036	\$ 5,141	\$ 1,015.57
						2041	\$ 6,122	\$ 1,209.48
						2046	\$ 7,291	\$ 1,440.43
						2051	\$ 8,684	\$ 1,715.47
2056	\$ 10,342	\$ 2,043.02						

VIS2090 Model 2 - 2026 Reserve Study Expense Item Listing - Continued

<b>Reserve Items</b>	<b>Unit Cost</b>	<b>No Units</b>	<b>Current Cost When New</b>	<b>Estimated Remaining Life</b>	<b>Expected Life When New</b>	<b>Fiscal Calendar Year</b>	<b>Estimated Future Cost</b>	<b>Raw Annual Payment</b>
Underground Services - Water, Sewer & Storm and Perimeter Drain Partial Replacement	\$ 200 / lf	250 lf	\$ 50,000	14 Years	50 Years	2040	\$ 84,458	\$ 5,423.22
				50 Years		2090	\$ 484,788	\$ 8,536.25
Yard Lights Replacement	\$ 650 ea	4	\$ 2,600	2 Years	30 Years	2028	\$ 2,887	\$ 955.47
				30 Years		2058	\$ 8,239	\$ 254.60

Raw Annual Payments do not include earned interest, tax adjustments or payments made with initial reserves.

Months Remaining in Fiscal Calendar Year 2026: 12

Expected annual inflation: 3.50% Interest earned on reserve funds: 0.50% Initial Reserve: \$ 192,329

## Present Costs

Category	Item Name	No Units	Unit Cost	Present Cost	Net Present Value
03.00 Superstructure	Concrete Patio Crack Filling Allowance (Cracks noted at some patio)	1	\$ 2,500.00 ea	\$ 2,500.00	\$ 0.00
	Concrete Patio Partial Upgrades Allowance	10	\$ 2,000.00 ea	\$ 20,000.00	\$ 5,600.00
	Concrete Patio Partial Upgrades Allowance	10	\$ 2,000.00 ea	\$ 20,000.00	\$ 6,400.00
	Concrete Patio Partial Upgrades Allowance	10	\$ 2,000.00 ea	\$ 20,000.00	\$ 7,200.00
	Concrete Patio Partial Upgrades Allowance	11	\$ 2,000.00 ea	\$ 22,000.00	\$ 8,800.00
	Concrete Patio Partial Upgrades Allowance	11	\$ 2,000.00 ea	\$ 22,000.00	\$ 9,680.00
	Deck Privacy / Guard Wall Upgrades	2	\$ 4,000.00 ea	\$ 8,000.00	\$ 0.00
	Deck Privacy / Guard Wall Upgrades	2	\$ 4,000.00 ea	\$ 8,000.00	\$ 1,142.86
	Deck Privacy / Guard Wall Upgrades	2	\$ 4,000.00 ea	\$ 8,000.00	\$ 2,285.71
	Deck Privacy / Guard Wall Upgrades	2	\$ 4,000.00 ea	\$ 8,000.00	\$ 3,428.57
	Decks Vinyl Membrane (Unit 25 Only)	1	\$ 3,000.00 ea	\$ 3,000.00	\$ 0.00
	Decks Vinyl Membrane (All but Unit 25 completed in 2023/2024)	7	\$ 3,000.00 ea	\$ 21,000.00	\$ 19,950.00
	Exterior Stairs Periodic Repairs / Upgrades Allowance	2	\$ 2,500.00 ea	\$ 5,000.00	\$ 0.00
	Exterior Stairs General Upgrades	6	\$ 7,500.00 ea	\$ 45,000.00	\$ 5,625.00
Upper Floor Walkways Vinyl Membrane	4	\$ 5,000.00 ea	\$ 20,000.00	\$ 0.00	
03.00 Superstructure Sub Total =				\$ 232,500.00	\$ 70,112.14
04.00 Exterior Closure	Doors - Deck / Patio Sliding Doors	13	\$ 3,500.00 ea	\$ 45,500.00	\$ 11,375.00
	Doors - Deck / Patio Sliding Doors	13	\$ 3,500.00 ea	\$ 45,500.00	\$ 13,650.00
	Doors - Deck / Patio Sliding Doors	13	\$ 3,500.00 ea	\$ 45,500.00	\$ 15,925.00
	Doors - Deck / Patio Sliding Doors	13	\$ 3,500.00 ea	\$ 45,500.00	\$ 18,200.00
	Doors - Storage and Electrical Shed Doors Painting	6	\$ 250.00 ea	\$ 1,500.00	\$ 0.00
	Doors - Storage and Electrical Shed Doors Replacement	6	\$ 750.00 ea	\$ 4,500.00	\$ 1,000.00
	Doors - Unit Front Entry Doors Painting	52	\$ 300.00 ea	\$ 15,600.00	\$ 0.00
	Doors - Unit Front Entry Doors Replacement	52	\$ 1,000.00 ea	\$ 52,000.00	\$ 9,100.00

Present Costs - Continued

Category	Item Name	No Units	Unit Cost	Present Cost	Net Present Value
04.00 Exterior Closure	Exterior Stucco Wall Painting	30078 ft <sup>2</sup>	\$ 5.25 / ft <sup>2</sup>	\$ 157,909.50	\$ 55,268.32
	Exterior Wall Immediate Minor Upgrades	1	\$ 20,000.00 ea	\$ 20,000.00	\$ 0.00
	Exterior Wall Unexpected Repairs / Upgrades Allowance	52	\$ 5,000.00 ea	\$ 260,000.00	\$ 78,000.00
	Fascia Board & Trim Painting	52	\$ 250.00 ea	\$ 13,000.00	\$ 2,600.00
	Sealant of Windows, Doors & Weather Stripping	52	\$ 150.00 ea	\$ 7,800.00	\$ 2,600.00
	Window Glass 5% Partial Replacement	99 ft <sup>2</sup>	\$ 110.00 / ft <sup>2</sup>	\$ 10,890.00	\$ 1,555.71
	Window Glass 5% Partial Replacement	99 ft <sup>2</sup>	\$ 110.00 / ft <sup>2</sup>	\$ 10,890.00	\$ 3,111.43
	Window Glass 5% Partial Replacement	99 ft <sup>2</sup>	\$ 110.00 / ft <sup>2</sup>	\$ 10,890.00	\$ 4,667.14
	Window Glass 10% Partial Replacement	198 ft <sup>2</sup>	\$ 110.00 / ft <sup>2</sup>	\$ 21,780.00	\$ 12,445.71
	Window Glass 10% Partial Replacement	198 ft <sup>2</sup>	\$ 110.00 / ft <sup>2</sup>	\$ 21,780.00	\$ 15,557.14
	Window Glass 15% Partial Replacement	297 ft <sup>2</sup>	\$ 110.00 / ft <sup>2</sup>	\$ 32,670.00	\$ 28,002.86
04.00 Exterior Closure Sub Total =				\$ 823,209.50	\$ 273,058.33
05.00 Roofing	Downspout & Gutter Replacement	5846 lf	\$ 13.00 / lf	\$ 75,998.00	\$ 58,265.13
	Roof - Fibreglass Shingle Replacement (All new in 2023/2024)	26030 ft <sup>2</sup>	\$ 9.25 / ft <sup>2</sup>	\$ 240,777.50	\$ 221,515.30
05.00 Roofing Sub Total =				\$ 316,775.50	\$ 279,780.43
06.00 Mechanical	Interior Pipes Partial Replacement	1	\$ 25,000.00 ea	\$ 25,000.00	\$ 6,250.00
09.00 Electrical Systems	Electrical Planning Report	1	\$ 4,200.00 ea	\$ 4,200.00	\$ 168.00
	Electrical System General Upgrades Allowance	1	\$ 10,000.00 ea	\$ 10,000.00	\$ 3,000.00
	Exterior Lighting Upgrades (Newer) Allowance	1	\$ 7,500.00 ea	\$ 7,500.00	\$ 4,500.00
	Exterior Lighting Upgrades (Older) Allowance	1	\$ 5,000.00 ea	\$ 5,000.00	\$ 0.00
09.00 Electrical Systems Sub Total =				\$ 26,700.00	\$ 7,668.00
10.00 Services/Professional Fees	Depreciation Study Updates	1	\$ 4,032.00 ea	\$ 4,032.00	\$ 4,032.00
	Insurance Appraisal	1	\$ 1,312.50 ea	\$ 1,312.50	\$ 1,312.50
10.00 Services/Professional Fees Sub Total =				\$ 5,344.50	\$ 5,344.50
12.00 Site Improvements	Asphalt Curb Replacement	1730 lf	\$ 5.25 / lf	\$ 9,082.50	\$ 0.00
	Asphalt Paving Crack Filling	1	\$ 5,000.00 ea	\$ 5,000.00	\$ 0.00

Prepared by Pacific Rim Appraisals

Present Costs - Continued

Category	Item Name	No Units	Unit Cost	Present Cost	Net Present Value
12.00 Site Improvements	Asphalt Paving, 2" Scrape and Peel			\$ 210,392.00	\$ 63,117.60
	Chainlink Fence - 5' Ht Replacement	875 lf	\$ 47.08 / lf	\$ 41,195.00	\$ 12,358.50
	Chainlink Fence - With Inserts, 5' Ht. Replacement Allowance			\$ 14,835.00	\$ 4,450.50
	Concrete Sidewalk Partial Upgrades Allowance	1	\$ 10,000.00 ea	\$ 10,000.00	\$ 2,000.00
	Fence - Perimeter Fence Repairs / Upgrades Allowance	1	\$ 3,500.00 ea	\$ 3,500.00	\$ 0.00
	Fence - Perimeter Fence, 4 ft Ht	356 lf	\$ 50.00 / lf	\$ 17,800.00	\$ 4,450.00
	Fence - Perimeter Fence, 6 ft Ht	243 lf	\$ 75.00 / lf	\$ 18,225.00	\$ 3,645.00
	Landscaping General Upgrades	1	\$ 10,000.00 ea	\$ 10,000.00	\$ 2,000.00
	Painting - Parking Lines	1	\$ 3,500.00 ea	\$ 3,500.00	\$ 0.00
	Signage Replacement / Upgrade Allowance	1	\$ 5,000.00 ea	\$ 5,000.00	\$ 1,000.00
	Underground Service - Camera Inspection	1	\$ 3,500.00 ea	\$ 3,500.00	\$ 3,500.00
	Underground Services - Water, Sewer & Storm and Perimeter Drain Partial Replacement	250 lf	\$ 200.00 / lf	\$ 50,000.00	\$ 14,000.00
	Yard Lights Replacement	4	\$ 650.00 ea	\$ 2,600.00	\$ 173.33
12.00 Site Improvements Sub Total =				\$ 404,629.50	\$ 110,694.93
Totals =				\$ 1,834,159.00	\$ 752,908.31

**VIS2090 Model 2 - 2026 Funding Study - Depreciation by Item and by Fiscal Calendar Year**

Item Description	FY 2026	FY 2027	FY 2028	FY 2029	FY 2030	FY 2031	FY 2032	FY 2033
<b>03.00 Superstructure</b>								
Concrete Patio Crack Filling Allowance (Cracks noted at some patio)	\$ 2,589	\$ 179	\$ 370	\$ 575	\$ 794	\$ 1,028	\$ 1,277	\$ 1,543
Concrete Patio Partial Upgrades Allowance	\$ 15,026	\$ 15,981	\$ 16,985	\$ 18,040	\$ 19,148	\$ 20,313	\$ 21,537	\$ 22,821
Concrete Patio Partial Upgrades Allowance	\$ 14,214	\$ 15,140	\$ 16,114	\$ 17,138	\$ 18,214	\$ 19,346	\$ 20,535	\$ 21,784
Concrete Patio Partial Upgrades Allowance	\$ 13,401	\$ 14,299	\$ 15,243	\$ 16,236	\$ 17,280	\$ 18,379	\$ 19,533	\$ 20,747
Concrete Patio Partial Upgrades Allowance	\$ 13,848	\$ 14,803	\$ 15,809	\$ 16,867	\$ 17,981	\$ 19,152	\$ 20,385	\$ 21,680
Concrete Patio Partial Upgrades Allowance	\$ 12,955	\$ 13,878	\$ 14,851	\$ 15,875	\$ 16,953	\$ 18,088	\$ 19,283	\$ 20,539
Deck Privacy / Guard Wall Upgrades	\$ 8,285	\$ 245	\$ 508	\$ 789	\$ 1,089	\$ 1,409	\$ 1,752	\$ 2,116
Deck Privacy / Guard Wall Upgrades	\$ 7,134	\$ 7,626	\$ 8,144	\$ 8,689	\$ 9,263	\$ 9,866	\$ 292	\$ 605
Deck Privacy / Guard Wall Upgrades	\$ 5,983	\$ 6,434	\$ 6,910	\$ 7,411	\$ 7,940	\$ 8,496	\$ 9,082	\$ 9,699
Deck Privacy / Guard Wall Upgrades	\$ 4,833	\$ 5,243	\$ 5,676	\$ 6,134	\$ 6,616	\$ 7,126	\$ 7,663	\$ 8,229
Decks Vinyl Membrane (Unit 25 Only)	\$ 3,107	\$ 161	\$ 333	\$ 518	\$ 715	\$ 925	\$ 1,149	\$ 1,389
Decks Vinyl Membrane (All but Unit 25 completed in 2023/2024)	\$ 2,071	\$ 3,217	\$ 4,442	\$ 5,750	\$ 7,146	\$ 8,633	\$ 10,217	\$ 11,903
Exterior Stairs Periodic Repairs / Upgrades Allowance	\$ 5,178	\$ 268	\$ 555	\$ 863	\$ 1,191	\$ 1,542	\$ 1,916	\$ 2,315
Exterior Stairs General Upgrades	\$ 40,918	\$ 43,550	\$ 46,318	\$ 49,227	\$ 52,285	\$ 55,499	\$ 1,437	\$ 2,976
Upper Floor Walkways Vinyl Membrane	\$ 20,711	\$ 858	\$ 1,777	\$ 2,760	\$ 3,811	\$ 4,933	\$ 6,130	\$ 7,407
<b>03.00 Superstructure Depreciation Subtotal :</b>	<b>\$ 170,253</b>	<b>\$ 141,882</b>	<b>\$ 154,035</b>	<b>\$ 166,872</b>	<b>\$ 180,426</b>	<b>\$ 194,735</b>	<b>\$ 142,188</b>	<b>\$ 155,753</b>
<b>04.00 Exterior Closure</b>								
Doors - Deck / Patio Sliding Doors	\$ 35,626	\$ 38,083	\$ 40,670	\$ 43,393	\$ 46,258	\$ 49,272	\$ 52,442	\$ 55,775
Doors - Deck / Patio Sliding Doors	\$ 33,328	\$ 35,703	\$ 38,205	\$ 40,840	\$ 43,615	\$ 46,535	\$ 49,607	\$ 52,839

**VIS2090 Model 2 - 2026 - Depreciation Report by Fiscal Calendar Year - Continued**

Item Description	FY 2026	FY 2027	FY 2028	FY 2029	FY 2030	FY 2031	FY 2032	FY 2033
Doors - Deck / Patio Sliding Doors	\$ 31,029	\$ 33,323	\$ 35,740	\$ 38,288	\$ 40,971	\$ 43,797	\$ 46,772	\$ 49,904
Doors - Deck / Patio Sliding Doors	\$ 28,731	\$ 30,943	\$ 33,276	\$ 35,735	\$ 38,328	\$ 41,060	\$ 43,938	\$ 46,968
Doors - Storage and Electrical Shed Doors Painting	\$ 1,553	\$ 107	\$ 222	\$ 345	\$ 476	\$ 617	\$ 766	\$ 926
Doors - Storage and Electrical Shed Doors Replacement	\$ 3,647	\$ 3,882	\$ 4,128	\$ 4,388	\$ 4,660	\$ 4,947	\$ 5,247	\$ 5,564
Doors - Unit Front Entry Doors Painting	\$ 16,155	\$ 1,115	\$ 2,310	\$ 3,588	\$ 4,954	\$ 6,413	\$ 7,970	\$ 9,628
Doors - Unit Front Entry Doors Replacement	\$ 44,656	\$ 47,604	\$ 50,706	\$ 53,968	\$ 57,398	\$ 61,003	\$ 64,793	\$ 68,775
Exterior Stucco Wall Painting	\$ 109,017	\$ 120,959	\$ 133,611	\$ 147,011	\$ 161,195	\$ 176,202	\$ 192,073	\$ 208,850
Exterior Wall Immediate Minor Upgrades	\$ 20,711							
Exterior Wall Unexpected Repairs / Upgrades Allowance	\$ 190,057	\$ 202,284	\$ 215,140	\$ 228,655	\$ 242,859	\$ 257,784	\$ 273,464	\$ 289,933
Fascia Board & Trim Painting	\$ 11,015	\$ 12,674	\$ 14,437	\$ 1,495	\$ 3,096	\$ 4,810	\$ 6,641	\$ 8,597
Sealant of Windows, Doors & Weather Stripping	\$ 5,553	\$ 6,274	\$ 7,038	\$ 7,849	\$ 8,709	\$ 9,620	\$ 664	\$ 1,375
Window Glass 5% Partial Replacement	\$ 9,711	\$ 10,381	\$ 11,086	\$ 11,828	\$ 12,609	\$ 13,431	\$ 397	\$ 823
Window Glass 5% Partial Replacement	\$ 8,145	\$ 8,759	\$ 9,406	\$ 10,089	\$ 10,808	\$ 11,565	\$ 12,363	\$ 13,203
Window Glass 5% Partial Replacement	\$ 6,578	\$ 7,137	\$ 7,727	\$ 8,349	\$ 9,007	\$ 9,700	\$ 10,431	\$ 11,202
Window Glass 10% Partial Replacement	\$ 10,024	\$ 11,030	\$ 12,094	\$ 13,220	\$ 14,410	\$ 15,669	\$ 16,999	\$ 18,404
Window Glass 10% Partial Replacement	\$ 6,892	\$ 7,786	\$ 8,734	\$ 9,741	\$ 10,808	\$ 11,938	\$ 13,136	\$ 14,403
Window Glass 15% Partial Replacement	\$ 5,639	\$ 6,812	\$ 8,063	\$ 9,393	\$ 10,808	\$ 12,311	\$ 13,908	\$ 15,603
<b>04.00 Exterior Closure Depreciation Subtotal :</b>	<b>\$ 578,067</b>	<b>\$ 584,856</b>	<b>\$ 632,593</b>	<b>\$ 668,175</b>	<b>\$ 720,969</b>	<b>\$ 776,674</b>	<b>\$ 811,611</b>	<b>\$ 872,772</b>
<b>05.00 Roofing</b>								
Downspout & Gutter Replacement	\$ 20,310	\$ 23,661	\$ 27,225	\$ 31,013	\$ 35,036	\$ 39,305	\$ 43,834	\$ 48,636
Roof - Fibreglass Shingle Replacement (All new in 2023/2024)	\$ 28,770	\$ 39,725	\$ 51,422	\$ 63,901	\$ 77,203	\$ 91,370	\$ 106,447	\$ 122,481
<b>05.00 Roofing Depreciation Subtotal :</b>	<b>\$ 49,080</b>	<b>\$ 63,386</b>	<b>\$ 78,647</b>	<b>\$ 94,914</b>	<b>\$ 112,239</b>	<b>\$ 130,675</b>	<b>\$ 150,281</b>	<b>\$ 171,117</b>

VIS2090 Model 2 - 2026 - Depreciation Report by Fiscal Calendar Year - Continued

Item Description	FY 2026	FY 2027	FY 2028	FY 2029	FY 2030	FY 2031	FY 2032	FY 2033
<b>06.00 Mechanical</b>								
Interior Pipes Partial Replacement	\$ 19,575	\$ 20,925	\$ 22,346	\$ 23,842	\$ 25,416	\$ 27,072	\$ 28,814	\$ 30,645
<b>09.00 Electrical Systems</b>								
Electrical Planning Report	\$ 4,179	\$ 4,416	\$ 4,664	\$ 97	\$ 200	\$ 311	\$ 429	\$ 555
Electrical System General Upgrades Allowance	\$ 7,310	\$ 7,780	\$ 8,275	\$ 8,794	\$ 9,341	\$ 9,915	\$ 10,518	\$ 11,151
Exterior Lighting Upgrades (Newer) Allowance	\$ 3,286	\$ 3,712	\$ 4,165	\$ 4,644	\$ 5,153	\$ 5,692	\$ 6,263	\$ 6,867
Exterior Lighting Upgrades (Older) Allowance	\$ 5,178	\$ 214	\$ 444	\$ 690	\$ 953	\$ 1,233	\$ 1,533	\$ 1,852
<b>09.00 Electrical Systems Depreciation Subtotal :</b>	<b>\$ 19,953</b>	<b>\$ 16,122</b>	<b>\$ 17,548</b>	<b>\$ 14,225</b>	<b>\$ 15,647</b>	<b>\$ 17,151</b>	<b>\$ 18,743</b>	<b>\$ 20,425</b>
<b>10.00 Services/Professional Fees</b>								
Depreciation Study Updates	\$ 696	\$ 1,441	\$ 2,239	\$ 3,091	\$ 4,002	\$ 4,973	\$ 1,030	\$ 2,133
Insurance Appraisal	\$ 340	\$ 704	\$ 1,093	\$ 1,509	\$ 521	\$ 1,079	\$ 1,676	\$ 579
<b>10.00 Services/Professional Fees Depreciation Subtotal :</b>	<b>\$ 1,036</b>	<b>\$ 2,145</b>	<b>\$ 3,332</b>	<b>\$ 4,600</b>	<b>\$ 4,523</b>	<b>\$ 6,052</b>	<b>\$ 2,706</b>	<b>\$ 2,712</b>
<b>12.00 Site Improvements</b>								
Asphalt Curb Replacement	\$ 9,406	\$ 244	\$ 504	\$ 783	\$ 1,082	\$ 1,400	\$ 1,740	\$ 2,102
Asphalt Paving Crack Filling	\$ 5,178	\$ 1,072	\$ 2,221	\$ 3,450	\$ 4,764	\$ 6,167	\$ 1,277	\$ 2,645
Asphalt Paving, 2" Scrape and Peel	\$ 153,794	\$ 163,688	\$ 174,091	\$ 185,028	\$ 196,521	\$ 208,599	\$ 221,287	\$ 234,613
Chainlink Fence - 5' Ht Replacement	\$ 30,174	\$ 32,325	\$ 34,591	\$ 36,976	\$ 39,488	\$ 42,132	\$ 44,913	\$ 47,840
Chainlink Fence - With Inserts, 5' Ht. Replacement Allowance	\$ 10,866	\$ 11,641	\$ 12,457	\$ 13,316	\$ 14,220	\$ 15,172	\$ 16,174	\$ 17,228
Concrete Sidewalk Partial Upgrades Allowance	\$ 8,473	\$ 9,749	\$ 11,105	\$ 1,150	\$ 2,382	\$ 3,700	\$ 5,109	\$ 6,613

**VIS2090 Model 2 - 2026 - Depreciation Report by Fiscal Calendar Year - Continued**

<b>Item Description</b>	<b>FY 2026</b>	<b>FY 2027</b>	<b>FY 2028</b>	<b>FY 2029</b>	<b>FY 2030</b>	<b>FY 2031</b>	<b>FY 2032</b>	<b>FY 2033</b>
Fence - Perimeter Fence Repairs / Upgrades Allowance	\$ 3,624	\$ 751	\$ 1,555	\$ 2,415	\$ 3,335	\$ 4,317	\$ 894	\$ 1,852
Fence - Perimeter Fence, 4 ft Ht	\$ 14,044	\$ 15,453	\$ 16,944	\$ 18,521	\$ 20,189	\$ 21,953	\$ 1,137	\$ 2,354
Fence - Perimeter Fence, 6 ft Ht	\$ 15,244	\$ 16,538	\$ 17,904	\$ 19,347	\$ 20,870	\$ 22,477	\$ 931	\$ 1,928
Landscaping General Upgrades	\$ 8,473	\$ 9,749	\$ 11,105	\$ 1,150	\$ 2,382	\$ 3,700	\$ 5,109	\$ 6,613
Painting - Parking Lines	\$ 3,624	\$ 751	\$ 1,555	\$ 2,415	\$ 3,335	\$ 4,317	\$ 894	\$ 1,852
Signage Replacement / Upgrade Allowance	\$ 4,182	\$ 4,537	\$ 4,912	\$ 5,308	\$ 5,726	\$ 6,167	\$ 255	\$ 529
Underground Service - Camera Inspection	\$ 604	\$ 1,251	\$ 1,943	\$ 2,683	\$ 3,474	\$ 4,317	\$ 894	\$ 1,852
Underground Services - Water, Sewer & Storm and Perimeter Drain Partial Replacement	\$ 37,565	\$ 39,952	\$ 42,462	\$ 45,100	\$ 47,871	\$ 50,783	\$ 53,841	\$ 57,053
Yard Lights Replacement	\$ 2,519	\$ 2,698	\$ 2,887	\$ 100	\$ 206	\$ 321	\$ 443	\$ 573
<b>12.00 Site Improvements Depreciation Subtotal :</b>	<b>\$ 307,770</b>	<b>\$ 310,399</b>	<b>\$ 336,236</b>	<b>\$ 337,742</b>	<b>\$ 365,845</b>	<b>\$ 395,522</b>	<b>\$ 354,898</b>	<b>\$ 385,647</b>
<b>Total Depreciation :</b>	<b>\$ 1,145,732</b>	<b>\$ 1,139,712</b>	<b>\$ 1,244,738</b>	<b>\$ 1,310,371</b>	<b>\$ 1,425,065</b>	<b>\$ 1,547,879</b>	<b>\$ 1,509,241</b>	<b>\$ 1,639,069</b>

**VIS2090 Model 2 - 2026 - Depreciation Report by Fiscal Calendar Year - Continued**

Item Description	FY 2034	FY 2035	FY 2036	FY 2037	FY 2038	FY 2039	FY 2040	FY 2041
<b>03.00 Superstructure</b>								
Concrete Patio Crack Filling Allowance (Cracks noted at some patio)	\$ 1,826	\$ 2,128	\$ 2,448	\$ 2,789	\$ 3,150	\$ 3,534	\$ 3,941	\$ 4,373
Concrete Patio Partial Upgrades Allowance	\$ 24,170	\$ 25,586	\$ 27,072	\$ 28,631	\$ 30,267	\$ 31,983	\$ 33,783	\$ 700
Concrete Patio Partial Upgrades Allowance	\$ 23,096	\$ 24,473	\$ 25,920	\$ 27,438	\$ 29,032	\$ 30,704	\$ 32,459	\$ 34,299
Concrete Patio Partial Upgrades Allowance	\$ 22,022	\$ 23,361	\$ 24,768	\$ 26,245	\$ 27,796	\$ 29,425	\$ 31,134	\$ 32,927
Concrete Patio Partial Upgrades Allowance	\$ 23,042	\$ 24,473	\$ 25,977	\$ 27,558	\$ 29,217	\$ 30,960	\$ 32,790	\$ 34,711
Concrete Patio Partial Upgrades Allowance	\$ 21,860	\$ 23,250	\$ 24,710	\$ 26,245	\$ 27,858	\$ 29,553	\$ 31,332	\$ 33,201
Deck Privacy / Guard Wall Upgrades	\$ 2,504	\$ 2,918	\$ 3,357	\$ 3,824	\$ 4,320	\$ 4,847	\$ 5,405	\$ 5,997
Deck Privacy / Guard Wall Upgrades	\$ 939	\$ 1,297	\$ 1,679	\$ 2,086	\$ 2,520	\$ 2,983	\$ 3,475	\$ 3,998
Deck Privacy / Guard Wall Upgrades	\$ 10,348	\$ 11,032	\$ 11,750	\$ 348	\$ 720	\$ 1,119	\$ 1,544	\$ 1,999
Deck Privacy / Guard Wall Upgrades	\$ 8,827	\$ 9,456	\$ 10,118	\$ 10,816	\$ 11,551	\$ 12,324	\$ 13,138	\$ 13,994
Decks Vinyl Membrane (Unit 25 Only)	\$ 1,644	\$ 1,915	\$ 2,203	\$ 2,510	\$ 2,835	\$ 3,181	\$ 3,547	\$ 3,936
Decks Vinyl Membrane (All but Unit 25 completed in 2023/2024)	\$ 13,696	\$ 15,602	\$ 17,625	\$ 19,773	\$ 22,052	\$ 24,467	\$ 27,027	\$ 29,737
Exterior Stairs Periodic Repairs / Upgrades Allowance	\$ 2,739	\$ 3,191	\$ 3,672	\$ 4,183	\$ 4,725	\$ 5,301	\$ 5,912	\$ 6,560
Exterior Stairs General Upgrades	\$ 4,623	\$ 6,383	\$ 8,262	\$ 10,267	\$ 12,404	\$ 14,680	\$ 17,103	\$ 19,679
Upper Floor Walkways Vinyl Membrane	\$ 8,766	\$ 10,212	\$ 11,750	\$ 13,385	\$ 15,121	\$ 16,964	\$ 18,919	\$ 20,991
<b>03.00 Superstructure Depreciation Subtotal :</b>	<b>\$ 170,102</b>	<b>\$ 185,277</b>	<b>\$ 201,311</b>	<b>\$ 206,098</b>	<b>\$ 223,568</b>	<b>\$ 242,025</b>	<b>\$ 261,509</b>	<b>\$ 247,102</b>
<b>04.00 Exterior Closure</b>								
Doors - Deck / Patio Sliding Doors	\$ 59,278	\$ 62,961	\$ 66,830	\$ 1,730	\$ 3,583	\$ 5,566	\$ 7,686	\$ 9,949
Doors - Deck / Patio Sliding Doors	\$ 56,238	\$ 59,813	\$ 63,570	\$ 67,519	\$ 71,668	\$ 1,855	\$ 3,843	\$ 5,969

**VIS2090 Model 2 - 2026 - Depreciation Report by Fiscal Calendar Year - Continued**

Item Description	FY 2034	FY 2035	FY 2036	FY 2037	FY 2038	FY 2039	FY 2040	FY 2041
Doors - Deck / Patio Sliding Doors	\$ 53,198	\$ 56,665	\$ 60,310	\$ 64,143	\$ 68,172	\$ 72,407	\$ 76,857	\$ 1,990
Doors - Deck / Patio Sliding Doors	\$ 50,159	\$ 53,517	\$ 57,050	\$ 60,767	\$ 64,676	\$ 68,787	\$ 73,108	\$ 77,649
Doors - Storage and Electrical Shed Doors Painting	\$ 1,096	\$ 1,277	\$ 1,469	\$ 1,673	\$ 1,890	\$ 2,120	\$ 2,365	\$ 2,624
Doors - Storage and Electrical Shed Doors Replacement	\$ 5,895	\$ 6,244	\$ 6,610	\$ 152	\$ 315	\$ 489	\$ 676	\$ 875
Doors - Unit Front Entry Doors Painting	\$ 11,395	\$ 13,276	\$ 15,275	\$ 17,401	\$ 19,658	\$ 22,053	\$ 24,594	\$ 27,288
Doors - Unit Front Entry Doors Replacement	\$ 1,781	\$ 3,688	\$ 5,728	\$ 7,909	\$ 10,238	\$ 12,723	\$ 15,371	\$ 18,192
Exterior Stucco Wall Painting	\$ 10,814	\$ 22,397	\$ 34,790	\$ 48,037	\$ 62,182	\$ 77,272	\$ 93,357	\$ 110,489
Exterior Wall Immediate Minor Upgrades								
Exterior Wall Unexpected Repairs / Upgrades Allowance	\$ 307,227	\$ 325,385	\$ 344,446	\$ 364,451	\$ 385,444	\$ 407,468	\$ 430,572	\$ 454,804
Fascia Board & Trim Painting	\$ 10,683	\$ 12,907	\$ 15,275	\$ 17,796	\$ 20,477	\$ 2,120	\$ 4,392	\$ 6,822
Sealant of Windows, Doors & Weather Stripping	\$ 2,137	\$ 2,950	\$ 3,819	\$ 4,746	\$ 5,733	\$ 6,786	\$ 7,905	\$ 9,096
Window Glass 5% Partial Replacement	\$ 1,278	\$ 1,765	\$ 2,285	\$ 2,840	\$ 3,431	\$ 4,060	\$ 4,730	\$ 5,443
Window Glass 5% Partial Replacement	\$ 14,087	\$ 15,017	\$ 15,995	\$ 473	\$ 980	\$ 1,523	\$ 2,102	\$ 2,721
Window Glass 5% Partial Replacement	\$ 12,015	\$ 12,871	\$ 13,774	\$ 14,724	\$ 15,724	\$ 16,776	\$ 17,884	\$ 19,049
Window Glass 10% Partial Replacement	\$ 19,887	\$ 21,452	\$ 23,104	\$ 24,846	\$ 26,683	\$ 28,619	\$ 30,658	\$ 32,807
Window Glass 10% Partial Replacement	\$ 15,744	\$ 17,162	\$ 18,661	\$ 20,245	\$ 21,918	\$ 23,684	\$ 25,549	\$ 27,516
Window Glass 15% Partial Replacement	\$ 17,401	\$ 19,307	\$ 21,327	\$ 23,466	\$ 25,730	\$ 28,125	\$ 30,658	\$ 33,336
<b>04.00 Exterior Closure Depreciation Subtotal :</b>	<b>\$ 650,313</b>	<b>\$ 708,654</b>	<b>\$ 770,318</b>	<b>\$ 742,918</b>	<b>\$ 808,502</b>	<b>\$ 782,433</b>	<b>\$ 852,307</b>	<b>\$ 846,619</b>
<b>05.00 Roofing</b>								
Downspout & Gutter Replacement	\$ 53,723	\$ 59,111	\$ 64,815	\$ 70,849	\$ 77,230	\$ 83,976	\$ 91,104	\$ 98,632
Roof - Fibreglass Shingle Replacement (All new in 2023/2024)	\$ 139,521	\$ 157,618	\$ 176,826	\$ 197,201	\$ 218,801	\$ 241,689	\$ 265,928	\$ 291,586
<b>05.00 Roofing Depreciation Subtotal :</b>	<b>\$ 193,244</b>	<b>\$ 216,729</b>	<b>\$ 241,641</b>	<b>\$ 268,050</b>	<b>\$ 296,031</b>	<b>\$ 325,665</b>	<b>\$ 357,032</b>	<b>\$ 390,218</b>

VIS2090 Model 2 - 2026 - Depreciation Report by Fiscal Calendar Year - Continued

Item Description	FY 2034	FY 2035	FY 2036	FY 2037	FY 2038	FY 2039	FY 2040	FY 2041
<b>06.00 Mechanical</b>								
Interior Pipes Partial Replacement	\$ 32,570	\$ 34,594	\$ 36,720	\$ 951	\$ 1,969	\$ 3,058	\$ 4,223	\$ 5,466
<b>09.00 Electrical Systems</b>								
Electrical Planning Report	\$ 690	\$ 834	\$ 987	\$ 1,150	\$ 1,323	\$ 1,507	\$ 1,703	\$ 1,910
Electrical System General Upgrades Allowance	\$ 11,816	\$ 12,515	\$ 13,248	\$ 14,017	\$ 14,825	\$ 15,672	\$ 16,560	\$ 17,492
Exterior Lighting Upgrades (Newer) Allowance	\$ 7,507	\$ 8,183	\$ 8,897	\$ 9,653	\$ 10,450	\$ 11,293	\$ 12,181	\$ 13,119
Exterior Lighting Upgrades (Older) Allowance	\$ 2,191	\$ 2,553	\$ 2,938	\$ 3,346	\$ 3,780	\$ 4,241	\$ 4,730	\$ 5,248
<b>09.00 Electrical Systems Depreciation Subtotal :</b>	<b>\$ 22,204</b>	<b>\$ 24,085</b>	<b>\$ 26,070</b>	<b>\$ 28,166</b>	<b>\$ 30,378</b>	<b>\$ 32,713</b>	<b>\$ 35,174</b>	<b>\$ 37,769</b>
<b>10.00 Services/Professional Fees</b>								
Depreciation Study Updates	\$ 3,313	\$ 4,575	\$ 5,922	\$ 1,227	\$ 2,540	\$ 3,946	\$ 5,449	\$ 7,053
Insurance Appraisal	\$ 1,198	\$ 1,862	\$ 643	\$ 1,331	\$ 2,067	\$ 714	\$ 1,478	\$ 2,296
<b>10.00 Services/Professional Fees Depreciation Subtotal :</b>	<b>\$ 4,511</b>	<b>\$ 6,437</b>	<b>\$ 6,565</b>	<b>\$ 2,558</b>	<b>\$ 4,607</b>	<b>\$ 4,660</b>	<b>\$ 6,927</b>	<b>\$ 9,349</b>
<b>12.00 Site Improvements</b>								
Asphalt Curb Replacement	\$ 2,488	\$ 2,898	\$ 3,335	\$ 3,799	\$ 4,292	\$ 4,815	\$ 5,370	\$ 5,958
Asphalt Paving Crack Filling	\$ 4,109	\$ 5,673	\$ 7,344	\$ 1,521	\$ 3,150	\$ 4,893	\$ 6,757	\$ 8,746
Asphalt Paving, 2" Scrape and Peel	\$ 248,608	\$ 263,302	\$ 278,726	\$ 294,914	\$ 311,901	\$ 329,723	\$ 348,419	\$ 368,027
Chainlink Fence - 5' Ht Replacement	\$ 50,917	\$ 54,153	\$ 57,555	\$ 61,131	\$ 64,887	\$ 1,680	\$ 3,479	\$ 5,405
Chainlink Fence - With Inserts, 5' Ht. Replacement Allowance	\$ 18,336	\$ 19,502	\$ 20,727	\$ 22,014	\$ 23,367	\$ 605	\$ 1,253	\$ 1,946
Concrete Sidewalk Partial Upgrades Allowance	\$ 8,218	\$ 9,928	\$ 11,750	\$ 13,689	\$ 15,751	\$ 1,631	\$ 3,378	\$ 5,248

**VIS2090 Model 2 - 2026 - Depreciation Report by Fiscal Calendar Year - Continued**

<b>Item Description</b>	<b>FY 2034</b>	<b>FY 2035</b>	<b>FY 2036</b>	<b>FY 2037</b>	<b>FY 2038</b>	<b>FY 2039</b>	<b>FY 2040</b>	<b>FY 2041</b>
Fence - Perimeter Fence Repairs / Upgrades Allowance	\$ 2,876	\$ 3,971	\$ 5,141	\$ 1,065	\$ 2,205	\$ 3,425	\$ 4,730	\$ 6,122
Fence - Perimeter Fence, 4 ft Ht	\$ 3,657	\$ 5,049	\$ 6,536	\$ 8,122	\$ 9,813	\$ 11,614	\$ 13,530	\$ 15,568
Fence - Perimeter Fence, 6 ft Ht	\$ 2,995	\$ 4,136	\$ 5,354	\$ 6,653	\$ 8,038	\$ 9,513	\$ 11,083	\$ 12,752
Landscaping General Upgrades	\$ 8,218	\$ 9,928	\$ 11,750	\$ 13,689	\$ 15,751	\$ 1,631	\$ 3,378	\$ 5,248
Painting - Parking Lines	\$ 2,876	\$ 3,971	\$ 5,141	\$ 1,065	\$ 2,205	\$ 3,425	\$ 4,730	\$ 6,122
Signage Replacement / Upgrade Allowance	\$ 822	\$ 1,135	\$ 1,469	\$ 1,825	\$ 2,205	\$ 2,610	\$ 3,041	\$ 3,498
Underground Service - Camera Inspection	\$ 2,876	\$ 3,971	\$ 5,141	\$ 1,065	\$ 2,205	\$ 3,425	\$ 4,730	\$ 6,122
Underground Services - Water, Sewer & Storm and Perimeter Drain Partial Replacement	\$ 60,425	\$ 63,965	\$ 67,680	\$ 71,578	\$ 75,668	\$ 79,958	\$ 84,458	\$ 1,749
Yard Lights Replacement	\$ 712	\$ 860	\$ 1,018	\$ 1,186	\$ 1,365	\$ 1,555	\$ 1,757	\$ 1,971
<b>12.00 Site Improvements Depreciation Subtotal :</b>	<b>\$ 418,133</b>	<b>\$ 452,442</b>	<b>\$ 488,667</b>	<b>\$ 503,316</b>	<b>\$ 542,803</b>	<b>\$ 460,503</b>	<b>\$ 500,093</b>	<b>\$ 454,482</b>
<b>Total Depreciation :</b>	<b>\$ 1,491,081</b>	<b>\$ 1,628,216</b>	<b>\$ 1,771,292</b>	<b>\$ 1,752,056</b>	<b>\$ 1,907,864</b>	<b>\$ 1,851,061</b>	<b>\$ 2,017,265</b>	<b>\$ 1,991,008</b>

**VIS2090 Model 2 - 2026 - Depreciation Report by Fiscal Calendar Year - Continued**

Item Description	FY 2042	FY 2043	FY 2044	FY 2045	FY 2046	FY 2047	FY 2048	FY 2049
<b>03.00 Superstructure</b>								
Concrete Patio Crack Filling Allowance (Cracks noted at some patio)	\$ 302	\$ 625	\$ 971	\$ 1,341	\$ 1,736	\$ 2,157	\$ 2,606	\$ 3,085
Concrete Patio Partial Upgrades Allowance	\$ 1,449	\$ 2,251	\$ 3,108	\$ 4,023	\$ 5,000	\$ 6,041	\$ 7,149	\$ 8,329
Concrete Patio Partial Upgrades Allowance	\$ 36,229	\$ 750	\$ 1,554	\$ 2,414	\$ 3,333	\$ 4,315	\$ 5,362	\$ 6,478
Concrete Patio Partial Upgrades Allowance	\$ 34,808	\$ 36,782	\$ 38,852	\$ 805	\$ 1,667	\$ 2,589	\$ 3,575	\$ 4,627
Concrete Patio Partial Upgrades Allowance	\$ 36,726	\$ 38,842	\$ 41,061	\$ 43,390	\$ 45,832	\$ 949	\$ 1,966	\$ 3,054
Concrete Patio Partial Upgrades Allowance	\$ 35,164	\$ 37,224	\$ 39,385	\$ 41,654	\$ 44,034	\$ 46,531	\$ 49,150	\$ 1,018
Deck Privacy / Guard Wall Upgrades	\$ 6,625	\$ 7,289	\$ 7,992	\$ 8,737	\$ 9,523	\$ 10,355	\$ 11,234	\$ 12,163
Deck Privacy / Guard Wall Upgrades	\$ 4,555	\$ 5,145	\$ 5,772	\$ 6,437	\$ 7,143	\$ 7,890	\$ 8,681	\$ 9,519
Deck Privacy / Guard Wall Upgrades	\$ 2,484	\$ 3,001	\$ 3,552	\$ 4,138	\$ 4,762	\$ 5,424	\$ 6,128	\$ 6,875
Deck Privacy / Guard Wall Upgrades	\$ 414	\$ 858	\$ 1,332	\$ 1,839	\$ 2,381	\$ 2,959	\$ 3,575	\$ 4,230
Decks Vinyl Membrane (Unit 25 Only)	\$ 4,348	\$ 4,784	\$ 5,245	\$ 5,733	\$ 6,250	\$ 324	\$ 670	\$ 1,041
Decks Vinyl Membrane (All but Unit 25 completed in 2023/2024)	\$ 32,606	\$ 35,642	\$ 38,852	\$ 42,246	\$ 2,187	\$ 4,530	\$ 7,037	\$ 9,717
Exterior Stairs Periodic Repairs / Upgrades Allowance	\$ 7,246	\$ 7,973	\$ 8,742	\$ 9,556	\$ 10,416	\$ 539	\$ 1,117	\$ 1,735
Exterior Stairs General Upgrades	\$ 22,417	\$ 25,325	\$ 28,411	\$ 31,684	\$ 35,155	\$ 38,832	\$ 42,727	\$ 46,849
Upper Floor Walkways Vinyl Membrane	\$ 23,187	\$ 25,512	\$ 27,974	\$ 30,578	\$ 33,332	\$ 36,243	\$ 39,320	\$ 42,569
<b>03.00 Superstructure Depreciation Subtotal :</b>	<b>\$ 248,560</b>	<b>\$ 232,003</b>	<b>\$ 252,803</b>	<b>\$ 234,575</b>	<b>\$ 212,751</b>	<b>\$ 169,678</b>	<b>\$ 190,297</b>	<b>\$ 161,289</b>
<b>04.00 Exterior Closure</b>								
Doors - Deck / Patio Sliding Doors	\$ 12,363	\$ 14,937	\$ 17,678	\$ 20,595	\$ 23,697	\$ 26,994	\$ 30,495	\$ 34,211
Doors - Deck / Patio Sliding Doors	\$ 8,242	\$ 10,669	\$ 13,258	\$ 16,018	\$ 18,958	\$ 22,086	\$ 25,413	\$ 28,948

**VIS2090 Model 2 - 2026 - Depreciation Report by Fiscal Calendar Year - Continued**

Item Description	FY 2042	FY 2043	FY 2044	FY 2045	FY 2046	FY 2047	FY 2048	FY 2049
Doors - Deck / Patio Sliding Doors	\$ 4,121	\$ 6,401	\$ 8,839	\$ 11,442	\$ 14,218	\$ 17,178	\$ 20,330	\$ 23,685
Doors - Deck / Patio Sliding Doors	\$ 82,421	\$ 2,134	\$ 4,419	\$ 6,865	\$ 9,479	\$ 12,270	\$ 15,248	\$ 18,422
Doors - Storage and Electrical Shed Doors Painting	\$ 181	\$ 375	\$ 583	\$ 805	\$ 1,042	\$ 1,294	\$ 1,564	\$ 1,851
Doors - Storage and Electrical Shed Doors Replacement	\$ 1,087	\$ 1,313	\$ 1,554	\$ 1,811	\$ 2,083	\$ 2,373	\$ 2,681	\$ 3,008
Doors - Unit Front Entry Doors Painting	\$ 1,884	\$ 3,902	\$ 6,061	\$ 8,369	\$ 10,833	\$ 13,462	\$ 16,264	\$ 19,249
Doors - Unit Front Entry Doors Replacement	\$ 21,194	\$ 24,387	\$ 27,779	\$ 31,383	\$ 35,207	\$ 39,264	\$ 43,565	\$ 48,122
Exterior Stucco Wall Painting	\$ 128,721	\$ 148,110	\$ 168,716	\$ 190,600	\$ 213,827	\$ 238,466	\$ 264,587	\$ 292,264
Exterior Wall Immediate Minor Upgrades								
Exterior Wall Unexpected Repairs / Upgrades Allowance	\$ 9,420	\$ 19,509	\$ 30,305	\$ 41,843	\$ 54,165	\$ 67,309	\$ 81,320	\$ 96,243
Fascia Board & Trim Painting	\$ 9,420	\$ 12,193	\$ 15,152	\$ 18,306	\$ 21,666	\$ 25,241	\$ 29,043	\$ 3,008
Sealant of Windows, Doors & Weather Stripping	\$ 10,362	\$ 11,706	\$ 13,132	\$ 14,645	\$ 16,249	\$ 1,122	\$ 2,323	\$ 3,609
Window Glass 5% Partial Replacement	\$ 6,200	\$ 7,004	\$ 7,858	\$ 8,763	\$ 9,723	\$ 10,740	\$ 11,817	\$ 12,957
Window Glass 5% Partial Replacement	\$ 3,382	\$ 4,086	\$ 4,835	\$ 5,633	\$ 6,482	\$ 7,384	\$ 8,341	\$ 9,358
Window Glass 5% Partial Replacement	\$ 564	\$ 1,167	\$ 1,813	\$ 2,504	\$ 3,241	\$ 4,027	\$ 4,866	\$ 5,759
Window Glass 10% Partial Replacement	\$ 35,070	\$ 37,452	\$ 39,959	\$ 42,598	\$ 45,373	\$ 1,342	\$ 2,780	\$ 4,319
Window Glass 10% Partial Replacement	\$ 29,590	\$ 31,778	\$ 34,083	\$ 36,512	\$ 39,071	\$ 41,766	\$ 44,603	\$ 47,589
Window Glass 15% Partial Replacement	\$ 36,166	\$ 39,155	\$ 42,310	\$ 45,640	\$ 49,154	\$ 52,860	\$ 56,768	\$ 60,887
<b>04.00 Exterior Closure Depreciation Subtotal :</b>	<b>\$ 400,388</b>	<b>\$ 376,278</b>	<b>\$ 438,334</b>	<b>\$ 504,332</b>	<b>\$ 574,468</b>	<b>\$ 585,178</b>	<b>\$ 662,008</b>	<b>\$ 713,489</b>
<b>05.00 Roofing</b>								
Downspout & Gutter Replacement	\$ 106,581	\$ 114,971	\$ 123,822	\$ 133,158	\$ 143,001	\$ 153,376	\$ 164,308	\$ 175,824
Roof - Fibreglass Shingle Replacement (All new in 2023/2024)	\$ 318,732	\$ 347,440	\$ 377,787	\$ 409,854	\$ 443,723	\$ 479,484	\$ 517,226	\$ 557,048
<b>05.00 Roofing Depreciation Subtotal :</b>	<b>\$ 425,313</b>	<b>\$ 462,411</b>	<b>\$ 501,609</b>	<b>\$ 543,012</b>	<b>\$ 586,724</b>	<b>\$ 632,860</b>	<b>\$ 681,534</b>	<b>\$ 732,872</b>

**VIS2090 Model 2 - 2026 - Depreciation Report by Fiscal Calendar Year - Continued**

Item Description	FY 2042	FY 2043	FY 2044	FY 2045	FY 2046	FY 2047	FY 2048	FY 2049
<b>06.00 Mechanical</b>								
Interior Pipes Partial Replacement	\$ 6,793	\$ 8,207	\$ 9,713	\$ 11,316	\$ 13,020	\$ 14,832	\$ 16,756	\$ 18,797
<b>09.00 Electrical Systems</b>								
Electrical Planning Report	\$ 2,130	\$ 2,364	\$ 2,611	\$ 2,873	\$ 3,150	\$ 3,443	\$ 3,753	\$ 4,081
Electrical System General Upgrades Allowance	\$ 362	\$ 750	\$ 1,166	\$ 1,609	\$ 2,083	\$ 2,589	\$ 3,128	\$ 3,702
Exterior Lighting Upgrades (Newer) Allowance	\$ 543	\$ 1,126	\$ 1,748	\$ 2,414	\$ 3,125	\$ 3,883	\$ 4,692	\$ 5,552
Exterior Lighting Upgrades (Older) Allowance	\$ 5,797	\$ 6,378	\$ 6,993	\$ 7,644	\$ 8,333	\$ 9,061	\$ 9,830	\$ 10,642
<b>09.00 Electrical Systems Depreciation Subtotal :</b>	<b>\$ 8,832</b>	<b>\$ 10,618</b>	<b>\$ 12,518</b>	<b>\$ 14,540</b>	<b>\$ 16,691</b>	<b>\$ 18,976</b>	<b>\$ 21,403</b>	<b>\$ 23,977</b>
<b>10.00 Services/Professional Fees</b>								
Depreciation Study Updates	\$ 1,461	\$ 3,025	\$ 4,700	\$ 6,489	\$ 8,400	\$ 1,740	\$ 3,603	\$ 5,597
Insurance Appraisal	\$ 793	\$ 1,641	\$ 2,550	\$ 880	\$ 1,823	\$ 2,832	\$ 977	\$ 2,024
<b>10.00 Services/Professional Fees Depreciation Subtotal :</b>	<b>\$ 2,254</b>	<b>\$ 4,666</b>	<b>\$ 7,250</b>	<b>\$ 7,369</b>	<b>\$ 10,223</b>	<b>\$ 4,572</b>	<b>\$ 4,580</b>	<b>\$ 7,621</b>
<b>12.00 Site Improvements</b>								
Asphalt Curb Replacement	\$ 6,581	\$ 7,241	\$ 7,940	\$ 8,679	\$ 9,461	\$ 10,287	\$ 11,160	\$ 12,082
Asphalt Paving Crack Filling	\$ 1,811	\$ 3,752	\$ 5,828	\$ 8,047	\$ 10,416	\$ 2,157	\$ 4,468	\$ 6,941
Asphalt Paving, 2" Scrape and Peel	\$ 7,622	\$ 15,787	\$ 24,523	\$ 33,860	\$ 43,830	\$ 54,467	\$ 65,804	\$ 77,880
Chainlink Fence - 5' Ht Replacement	\$ 7,462	\$ 9,660	\$ 12,004	\$ 14,503	\$ 17,164	\$ 19,996	\$ 23,008	\$ 26,209
Chainlink Fence - With Inserts, 5' Ht. Replacement Allowance	\$ 2,687	\$ 3,479	\$ 4,323	\$ 5,223	\$ 6,181	\$ 7,201	\$ 8,286	\$ 9,438
Concrete Sidewalk Partial Upgrades Allowance	\$ 7,246	\$ 9,379	\$ 11,656	\$ 14,082	\$ 16,666	\$ 19,416	\$ 22,341	\$ 2,314

**VIS2090 Model 2 - 2026 - Depreciation Report by Fiscal Calendar Year - Continued**

<b>Item Description</b>	<b>FY 2042</b>	<b>FY 2043</b>	<b>FY 2044</b>	<b>FY 2045</b>	<b>FY 2046</b>	<b>FY 2047</b>	<b>FY 2048</b>	<b>FY 2049</b>
Fence - Perimeter Fence Repairs / Upgrades Allowance	\$ 1,268	\$ 2,626	\$ 4,079	\$ 5,633	\$ 7,291	\$ 1,510	\$ 3,128	\$ 4,858
Fence - Perimeter Fence, 4 ft Ht	\$ 17,734	\$ 20,035	\$ 22,476	\$ 25,066	\$ 27,811	\$ 30,721	\$ 33,802	\$ 37,063
Fence - Perimeter Fence, 6 ft Ht	\$ 14,526	\$ 16,410	\$ 18,410	\$ 20,531	\$ 22,780	\$ 25,163	\$ 27,687	\$ 30,358
Landscaping General Upgrades	\$ 7,246	\$ 9,379	\$ 11,656	\$ 14,082	\$ 16,666	\$ 19,416	\$ 22,341	\$ 2,314
Painting - Parking Lines	\$ 1,268	\$ 2,626	\$ 4,079	\$ 5,633	\$ 7,291	\$ 1,510	\$ 3,128	\$ 4,858
Signage Replacement / Upgrade Allowance	\$ 3,985	\$ 4,502	\$ 5,051	\$ 5,633	\$ 6,250	\$ 6,904	\$ 7,596	\$ 8,329
Underground Service - Camera Inspection	\$ 1,268	\$ 2,626	\$ 4,079	\$ 5,633	\$ 7,291	\$ 1,510	\$ 3,128	\$ 4,858
Underground Services - Water, Sewer & Storm and Perimeter Drain Partial Replacement	\$ 3,623	\$ 5,628	\$ 7,770	\$ 10,059	\$ 12,500	\$ 15,101	\$ 17,873	\$ 20,822
Yard Lights Replacement	\$ 2,198	\$ 2,439	\$ 2,694	\$ 2,964	\$ 3,250	\$ 3,552	\$ 3,872	\$ 4,211
<b>12.00 Site Improvements Depreciation Subtotal :</b>	<b>\$ 86,525</b>	<b>\$ 115,569</b>	<b>\$ 146,568</b>	<b>\$ 179,628</b>	<b>\$ 214,848</b>	<b>\$ 218,911</b>	<b>\$ 257,622</b>	<b>\$ 252,535</b>
<b>Total Depreciation :</b>	<b>\$ 1,178,665</b>	<b>\$ 1,209,751</b>	<b>\$ 1,368,798</b>	<b>\$ 1,494,770</b>	<b>\$ 1,628,726</b>	<b>\$ 1,645,008</b>	<b>\$ 1,834,198</b>	<b>\$ 1,910,577</b>

**VIS2090 Model 2 - 2026 - Depreciation Report by Fiscal Calendar Year - Continued**

Item Description	FY 2050	FY 2051	FY 2052	FY 2053	FY 2054	FY 2055	FY 2056
<b>03.00 Superstructure</b>							
Concrete Patio Crack Filling Allowance (Cracks noted at some patio)	\$ 3,594	\$ 4,135	\$ 4,710	\$ 5,321	\$ 5,970	\$ 6,658	\$ 7,387
Concrete Patio Partial Upgrades Allowance	\$ 9,583	\$ 10,917	\$ 12,333	\$ 13,835	\$ 15,430	\$ 17,120	\$ 18,911
Concrete Patio Partial Upgrades Allowance	\$ 7,667	\$ 8,932	\$ 10,277	\$ 11,707	\$ 13,225	\$ 14,837	\$ 16,547
Concrete Patio Partial Upgrades Allowance	\$ 5,750	\$ 6,947	\$ 8,222	\$ 9,578	\$ 11,021	\$ 12,554	\$ 14,183
Concrete Patio Partial Upgrades Allowance	\$ 4,217	\$ 5,458	\$ 6,783	\$ 8,195	\$ 9,699	\$ 11,299	\$ 13,001
Concrete Patio Partial Upgrades Allowance	\$ 2,108	\$ 3,275	\$ 4,522	\$ 5,853	\$ 7,274	\$ 8,788	\$ 10,401
Deck Privacy / Guard Wall Upgrades	\$ 13,143	\$ 14,177	\$ 15,269	\$ 16,420	\$ 17,634	\$ 18,913	\$ 20,261
Deck Privacy / Guard Wall Upgrades	\$ 10,405	\$ 11,342	\$ 12,333	\$ 13,379	\$ 14,485	\$ 15,652	\$ 16,884
Deck Privacy / Guard Wall Upgrades	\$ 7,667	\$ 8,506	\$ 9,396	\$ 10,339	\$ 11,336	\$ 12,391	\$ 13,508
Deck Privacy / Guard Wall Upgrades	\$ 4,929	\$ 5,671	\$ 6,460	\$ 7,298	\$ 8,187	\$ 9,131	\$ 10,131
Decks Vinyl Membrane (Unit 25 Only)	\$ 1,437	\$ 1,861	\$ 2,312	\$ 2,794	\$ 3,306	\$ 3,852	\$ 4,432
Decks Vinyl Membrane (All but Unit 25 completed in 2023/2024)	\$ 12,578	\$ 15,631	\$ 18,884	\$ 22,350	\$ 26,037	\$ 29,960	\$ 34,128
Exterior Stairs Periodic Repairs / Upgrades Allowance	\$ 2,396	\$ 3,101	\$ 3,854	\$ 4,656	\$ 5,511	\$ 6,420	\$ 7,387
Exterior Stairs General Upgrades	\$ 51,211	\$ 55,823	\$ 60,699	\$ 65,851	\$ 71,293	\$ 77,039	\$ 83,103
Upper Floor Walkways Vinyl Membrane	\$ 46,000	\$ 49,621	\$ 2,055	\$ 4,257	\$ 6,613	\$ 9,131	\$ 11,819
<b>03.00 Superstructure Depreciation Subtotal :</b>	<b>\$ 182,685</b>	<b>\$ 205,397</b>	<b>\$ 178,109</b>	<b>\$ 201,833</b>	<b>\$ 227,021</b>	<b>\$ 253,745</b>	<b>\$ 282,083</b>
<b>04.00 Exterior Closure</b>							
Doors - Deck / Patio Sliding Doors	\$ 38,153	\$ 42,333	\$ 46,761	\$ 51,450	\$ 56,415	\$ 61,667	\$ 67,221
Doors - Deck / Patio Sliding Doors	\$ 32,703	\$ 36,688	\$ 40,916	\$ 45,397	\$ 50,146	\$ 55,175	\$ 60,499

**VIS2090 Model 2 - 2026 - Depreciation Report by Fiscal Calendar Year - Continued**

Item Description	FY 2050	FY 2051	FY 2052	FY 2053	FY 2054	FY 2055	FY 2056
Doors - Deck / Patio Sliding Doors	\$ 27,252	\$ 31,044	\$ 35,071	\$ 39,344	\$ 43,878	\$ 48,684	\$ 53,777
Doors - Deck / Patio Sliding Doors	\$ 21,802	\$ 25,400	\$ 29,226	\$ 33,291	\$ 37,610	\$ 42,193	\$ 47,055
Doors - Storage and Electrical Shed Doors Painting	\$ 2,156	\$ 2,481	\$ 2,826	\$ 3,193	\$ 3,582	\$ 3,995	\$ 4,432
Doors - Storage and Electrical Shed Doors Replacement	\$ 3,354	\$ 3,722	\$ 4,111	\$ 4,523	\$ 4,960	\$ 5,421	\$ 5,910
Doors - Unit Front Entry Doors Painting	\$ 22,425	\$ 25,803	\$ 29,393	\$ 33,205	\$ 37,252	\$ 41,544	\$ 46,094
Doors - Unit Front Entry Doors Replacement	\$ 52,948	\$ 58,056	\$ 63,461	\$ 69,177	\$ 75,219	\$ 81,604	\$ 88,348
Exterior Stucco Wall Painting	\$ 321,575	\$ 352,601	\$ 385,428	\$ 420,143	\$ 21,754	\$ 45,056	\$ 69,988
Exterior Wall Immediate Minor Upgrades							
Exterior Wall Unexpected Repairs / Upgrades Allowance	\$ 112,124	\$ 129,014	\$ 146,963	\$ 166,025	\$ 186,258	\$ 207,719	\$ 230,472
Fascia Board & Trim Painting	\$ 6,229	\$ 9,676	\$ 13,360	\$ 17,294	\$ 21,491	\$ 25,965	\$ 30,730
Sealant of Windows, Doors & Weather Stripping	\$ 4,983	\$ 6,451	\$ 8,016	\$ 9,685	\$ 11,462	\$ 13,353	\$ 15,365
Window Glass 5% Partial Replacement	\$ 14,163	\$ 15,439	\$ 16,788	\$ 18,213	\$ 19,718	\$ 21,307	\$ 22,984
Window Glass 5% Partial Replacement	\$ 10,436	\$ 11,579	\$ 12,791	\$ 14,073	\$ 15,431	\$ 16,868	\$ 18,387
Window Glass 5% Partial Replacement	\$ 6,709	\$ 7,720	\$ 8,794	\$ 9,934	\$ 11,145	\$ 12,429	\$ 13,790
Window Glass 10% Partial Replacement	\$ 5,964	\$ 7,720	\$ 9,593	\$ 11,590	\$ 13,717	\$ 15,980	\$ 18,387
Window Glass 10% Partial Replacement	\$ 50,732	\$ 54,037	\$ 1,599	\$ 3,311	\$ 5,144	\$ 7,102	\$ 9,194
Window Glass 15% Partial Replacement	\$ 65,226	\$ 69,798	\$ 74,612	\$ 79,680	\$ 85,014	\$ 90,628	\$ 96,532
<b>04.00 Exterior Closure Depreciation Subtotal :</b>	<b>\$ 798,934</b>	<b>\$ 889,562</b>	<b>\$ 929,709</b>	<b>\$ 1,029,528</b>	<b>\$ 700,196</b>	<b>\$ 796,690</b>	<b>\$ 899,165</b>
<b>05.00 Roofing</b>							
Downspout & Gutter Replacement	\$ 6,069	\$ 12,570	\$ 19,526	\$ 26,961	\$ 34,899	\$ 43,369	\$ 52,397
Roof - Fibreglass Shingle Replacement (All new in 2023/2024)	\$ 23,074	\$ 47,790	\$ 74,235	\$ 102,500	\$ 132,682	\$ 164,882	\$ 199,204
<b>05.00 Roofing Depreciation Subtotal :</b>	<b>\$ 29,143</b>	<b>\$ 60,360</b>	<b>\$ 93,761</b>	<b>\$ 129,461</b>	<b>\$ 167,581</b>	<b>\$ 208,251</b>	<b>\$ 251,601</b>

**VIS2090 Model 2 - 2026 - Depreciation Report by Fiscal Calendar Year - Continued**

Item Description	FY 2050	FY 2051	FY 2052	FY 2053	FY 2054	FY 2055	FY 2056
<b>06.00 Mechanical</b>							
Interior Pipes Partial Replacement	\$ 20,963	\$ 23,260	\$ 25,693	\$ 28,269	\$ 30,997	\$ 33,883	\$ 36,935
<b>09.00 Electrical Systems</b>							
Electrical Planning Report	\$ 4,427	\$ 4,793	\$ 5,180	\$ 5,587	\$ 6,018	\$ 6,471	\$ 6,950
Electrical System General Upgrades Allowance	\$ 4,312	\$ 4,962	\$ 5,652	\$ 6,386	\$ 7,164	\$ 7,989	\$ 8,864
Exterior Lighting Upgrades (Newer) Allowance	\$ 6,469	\$ 7,443	\$ 8,479	\$ 9,578	\$ 10,746	\$ 11,984	\$ 13,296
Exterior Lighting Upgrades (Older) Allowance	\$ 11,500	\$ 12,405	\$ 514	\$ 1,064	\$ 1,653	\$ 2,283	\$ 2,955
<b>09.00 Electrical Systems Depreciation Subtotal :</b>	<b>\$ 26,708</b>	<b>\$ 29,603</b>	<b>\$ 19,825</b>	<b>\$ 22,615</b>	<b>\$ 25,581</b>	<b>\$ 28,727</b>	<b>\$ 32,065</b>
<b>10.00 Services/Professional Fees</b>							
Depreciation Study Updates	\$ 7,728	\$ 10,004	\$ 2,072	\$ 4,291	\$ 6,666	\$ 9,204	\$ 11,914
Insurance Appraisal	\$ 3,145	\$ 1,085	\$ 2,248	\$ 3,492	\$ 1,205	\$ 2,497	\$ 3,878
<b>10.00 Services/Professional Fees Depreciation Subtotal :</b>	<b>\$ 10,873</b>	<b>\$ 11,089</b>	<b>\$ 4,320</b>	<b>\$ 7,783</b>	<b>\$ 7,871</b>	<b>\$ 11,701</b>	<b>\$ 15,792</b>
<b>12.00 Site Improvements</b>							
Asphalt Curb Replacement	\$ 13,056	\$ 14,084	\$ 15,168	\$ 16,312	\$ 17,517	\$ 18,788	\$ 20,128
Asphalt Paving Crack Filling	\$ 9,583	\$ 12,405	\$ 2,569	\$ 5,321	\$ 8,266	\$ 11,413	\$ 14,774
Asphalt Paving, 2" Scrape and Peel	\$ 90,731	\$ 104,398	\$ 118,922	\$ 134,347	\$ 150,720	\$ 168,086	\$ 186,498
Chainlink Fence - 5' Ht Replacement	\$ 29,609	\$ 33,217	\$ 37,044	\$ 41,102	\$ 45,402	\$ 49,955	\$ 54,775
Chainlink Fence - With Inserts, 5' Ht. Replacement Allowance	\$ 10,663	\$ 11,962	\$ 13,340	\$ 14,802	\$ 16,350	\$ 17,990	\$ 19,725
Concrete Sidewalk Partial Upgrades Allowance	\$ 4,792	\$ 7,443	\$ 10,277	\$ 13,303	\$ 16,532	\$ 19,973	\$ 23,638

**VIS2090 Model 2 - 2026 - Depreciation Report by Fiscal Calendar Year - Continued**

<b>Item Description</b>	<b>FY 2050</b>	<b>FY 2051</b>	<b>FY 2052</b>	<b>FY 2053</b>	<b>FY 2054</b>	<b>FY 2055</b>	<b>FY 2056</b>
Fence - Perimeter Fence Repairs / Upgrades Allowance	\$ 6,708	\$ 8,684	\$ 1,798	\$ 3,725	\$ 5,786	\$ 7,989	\$ 10,342
Fence - Perimeter Fence, 4 ft Ht	\$ 40,513	\$ 44,162	\$ 2,287	\$ 4,736	\$ 7,357	\$ 10,158	\$ 13,149
Fence - Perimeter Fence, 6 ft Ht	\$ 33,185	\$ 36,173	\$ 39,333	\$ 42,672	\$ 46,198	\$ 49,921	\$ 53,851
Landscaping General Upgrades	\$ 4,792	\$ 7,443	\$ 10,277	\$ 13,303	\$ 16,532	\$ 19,973	\$ 23,638
Painting - Parking Lines	\$ 6,708	\$ 8,684	\$ 1,798	\$ 3,725	\$ 5,786	\$ 7,989	\$ 10,342
Signage Replacement / Upgrade Allowance	\$ 9,104	\$ 9,924	\$ 10,791	\$ 11,707	\$ 12,674	\$ 13,696	\$ 14,774
Underground Service - Camera Inspection	\$ 6,708	\$ 8,684	\$ 1,798	\$ 3,725	\$ 5,786	\$ 7,989	\$ 10,342
Underground Services - Water, Sewer & Storm and Perimeter Drain Partial Replacement	\$ 23,958	\$ 27,291	\$ 30,831	\$ 34,589	\$ 38,574	\$ 42,799	\$ 47,276
Yard Lights Replacement	\$ 4,568	\$ 4,946	\$ 5,344	\$ 5,765	\$ 6,209	\$ 6,677	\$ 7,170
<b>12.00 Site Improvements Depreciation Subtotal :</b>	<b>\$ 294,678</b>	<b>\$ 339,500</b>	<b>\$ 301,577</b>	<b>\$ 349,134</b>	<b>\$ 399,689</b>	<b>\$ 453,396</b>	<b>\$ 510,422</b>
<b>Total Depreciation :</b>	<b>\$ 1,363,985</b>	<b>\$ 1,558,769</b>	<b>\$ 1,552,993</b>	<b>\$ 1,768,627</b>	<b>\$ 1,558,933</b>	<b>\$ 1,786,391</b>	<b>\$ 2,028,058</b>

**VIS2090 Model 2 - 2026 Funding Study Modified Cash Flow Analysis**

Fiscal Calendar Year	Annual Dues	Annual Interest	Annual Expenses	Net Reserve Funds	% Funded
2026	\$ 38,000	\$ 1,049	\$ 105,299	\$ 126,079	11.0%
2027	\$ 49,000	\$ 743		\$ 175,822	15.4%
2028	\$ 60,000	\$ 1,017	\$ 44,200	\$ 192,639	15.5%
2029	\$ 71,000	\$ 1,126	\$ 1,509	\$ 263,256	20.1%
2030	\$ 82,000	\$ 1,504		\$ 346,761	24.3%
2031	\$ 93,000	\$ 1,947	\$ 163,100	\$ 278,607	18.0%
2032	\$ 104,000	\$ 1,632	\$ 1,676	\$ 382,563	25.3%
2033	\$ 115,000	\$ 2,177	\$ 277,624	\$ 222,115	13.6%
2034	\$ 126,000	\$ 1,400		\$ 349,515	23.4%
2035	\$ 137,000	\$ 2,062	\$ 1,862	\$ 486,715	29.9%
2036	\$ 148,000	\$ 2,773	\$ 166,593	\$ 470,895	26.6%
2037	\$ 159,000	\$ 2,719		\$ 632,615	36.1%
2038	\$ 170,000	\$ 3,553	\$ 213,970	\$ 592,198	31.0%
2039	\$ 181,000	\$ 3,376		\$ 776,575	42.0%
2040	\$ 192,000	\$ 4,323	\$ 195,099	\$ 777,799	38.6%
2041	\$ 203,000	\$ 4,355	\$ 957,234	\$ 27,920	1.4%
2042	\$ 214,000	\$ 631	\$ 118,651	\$ 123,900	10.5%
2043	\$ 150,000	\$ 964		\$ 274,864	22.7%
2044	\$ 150,000	\$ 1,719	\$ 41,402	\$ 385,181	28.1%
2045	\$ 150,000	\$ 2,270	\$ 42,246	\$ 495,205	33.1%
2046	\$ 150,000	\$ 2,820	\$ 164,810	\$ 483,215	29.7%
2047	\$ 150,000	\$ 2,760	\$ 2,832	\$ 633,144	38.5%
2048	\$ 150,000	\$ 3,510	\$ 122,874	\$ 663,780	36.2%
2049	\$ 150,000	\$ 3,663	\$ 732,872	\$ 84,571	4.4%
2050	\$ 150,000	\$ 767	\$ 3,145	\$ 232,194	17.0%
2051	\$ 150,000	\$ 1,505	\$ 208,685	\$ 175,014	11.2%
2052	\$ 150,000	\$ 1,219		\$ 326,233	21.0%
2053	\$ 96,000	\$ 1,851	\$ 423,635	\$ 449	0.0%
2054	\$ 67,000	\$ 156		\$ 67,605	4.3%
2055	\$ 65,555	\$ 488		\$ 133,649	7.5%
2056	\$ 150,000	\$ 1,012	\$ 284,661	\$ 0	0.0%
<b>Totals :</b>	<b>\$ 4,020,555</b>	<b>\$ 61,094</b>	<b>\$ 4,273,978</b>		

<sup>1</sup> Cash Reserves minus Fully Funded Value

The cash distribution shown in this table applies to repair and replacement cash reserves only.

Basis of Funding Study - Modified Cash Flow

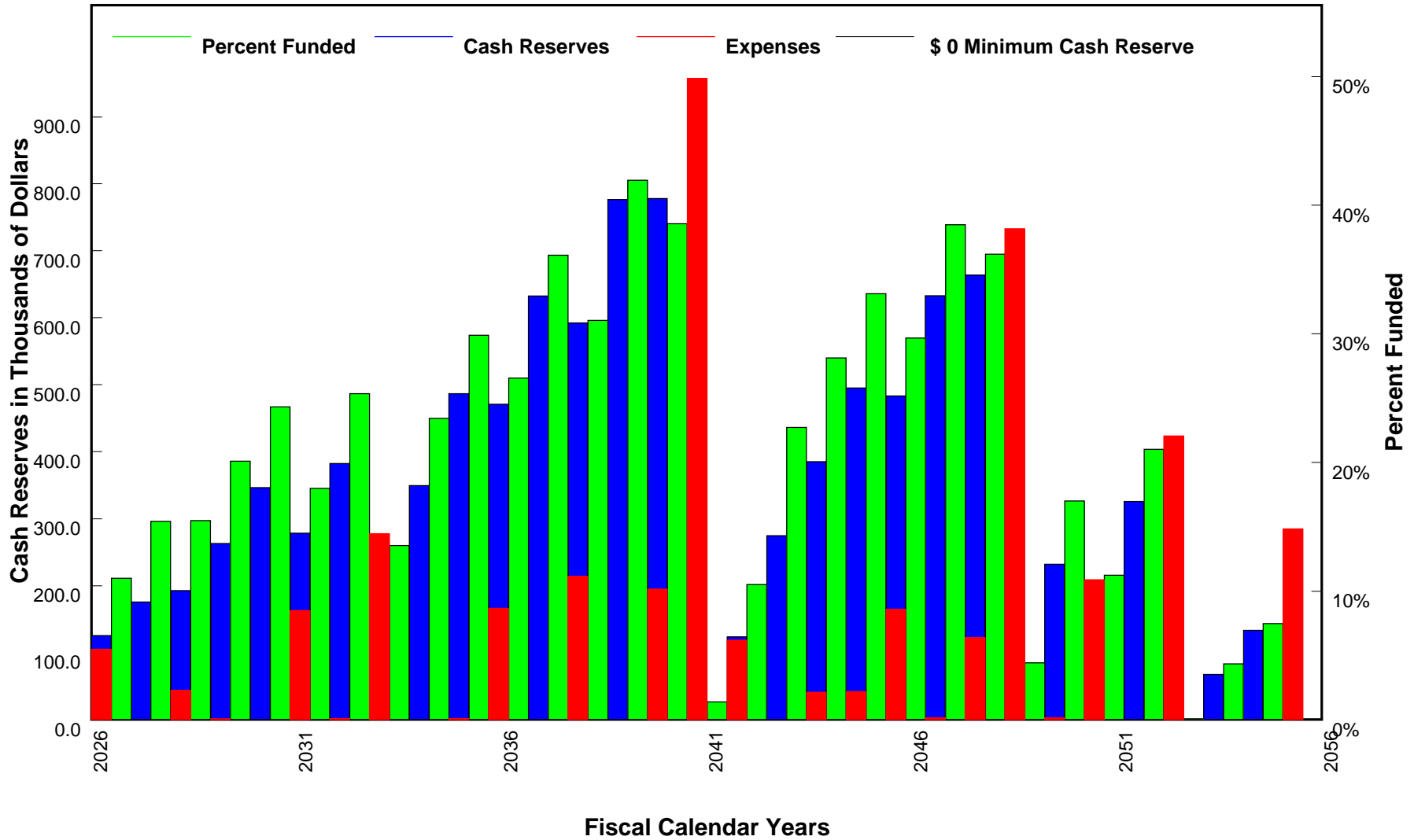
Cash reserves have been set to a minimum of \$ 0

Cash Flow has been modified with the forced Fixed Payments.

Months Remaining in Fiscal Calendar Year 2026: 12      Inflation = 3.50 %      Interest = 0.50 %

Study Life = 30 years      Initial Reserve Funds = \$ 192,329.46      Final Reserve Value = \$ 0.26

VIS2090 Model 2 - 2026 Funding Study Cash Flow by Fiscal Calendar Year - Continued



Prepared by Pacific Rim Appraisals  
**VIS2090 Model 2 - 2026 Modified Reserve Dues Summary**

**Projected Dues by Month and by Fiscal Calendar Year**

<b>Fiscal Calendar Year</b>	<b>Member Monthly Operations Payment</b>	<b>Member Monthly Reserve Payment</b>	<b>Member Total Monthly Payment</b>	<b>Member Total Annual Payment</b>	<b>Monthly Reserve Payment</b>	<b>Annual Reserve Payment</b>
2026	NA	\$ 60.90	\$ 60.90	\$ 730.77	\$ 3,167	\$ 38,000
2027	NA	\$ 78.53	\$ 78.53	\$ 942.31	\$ 4,083	\$ 49,000
2028	NA	\$ 96.15	\$ 96.15	\$ 1,153.85	\$ 5,000	\$ 60,000
2029	NA	\$ 113.78	\$ 113.78	\$ 1,365.38	\$ 5,917	\$ 71,000
2030	NA	\$ 131.41	\$ 131.41	\$ 1,576.92	\$ 6,833	\$ 82,000
2031	NA	\$ 149.04	\$ 149.04	\$ 1,788.46	\$ 7,750	\$ 93,000
2032	NA	\$ 166.67	\$ 166.67	\$ 2,000.00	\$ 8,667	\$ 104,000
2033	NA	\$ 184.29	\$ 184.29	\$ 2,211.54	\$ 9,583	\$ 115,000
2034	NA	\$ 201.92	\$ 201.92	\$ 2,423.08	\$ 10,500	\$ 126,000
2035	NA	\$ 219.55	\$ 219.55	\$ 2,634.62	\$ 11,417	\$ 137,000
2036	NA	\$ 237.18	\$ 237.18	\$ 2,846.15	\$ 12,333	\$ 148,000
2037	NA	\$ 254.81	\$ 254.81	\$ 3,057.69	\$ 13,250	\$ 159,000
2038	NA	\$ 272.44	\$ 272.44	\$ 3,269.23	\$ 14,167	\$ 170,000
2039	NA	\$ 290.06	\$ 290.06	\$ 3,480.77	\$ 15,083	\$ 181,000
2040	NA	\$ 307.69	\$ 307.69	\$ 3,692.31	\$ 16,000	\$ 192,000
2041	NA	\$ 325.32	\$ 325.32	\$ 3,903.85	\$ 16,917	\$ 203,000
2042	NA	\$ 342.95	\$ 342.95	\$ 4,115.38	\$ 17,833	\$ 214,000
2043	NA	\$ 240.38	\$ 240.38	\$ 2,884.62	\$ 12,500	\$ 150,000
2044	NA	\$ 240.38	\$ 240.38	\$ 2,884.62	\$ 12,500	\$ 150,000
2045	NA	\$ 240.38	\$ 240.38	\$ 2,884.62	\$ 12,500	\$ 150,000
2046	NA	\$ 240.38	\$ 240.38	\$ 2,884.62	\$ 12,500	\$ 150,000
2047	NA	\$ 240.38	\$ 240.38	\$ 2,884.62	\$ 12,500	\$ 150,000
2048	NA	\$ 240.38	\$ 240.38	\$ 2,884.62	\$ 12,500	\$ 150,000
2049	NA	\$ 240.38	\$ 240.38	\$ 2,884.62	\$ 12,500	\$ 150,000
2050	NA	\$ 240.38	\$ 240.38	\$ 2,884.62	\$ 12,500	\$ 150,000
2051	NA	\$ 240.38	\$ 240.38	\$ 2,884.62	\$ 12,500	\$ 150,000
2052	NA	\$ 240.38	\$ 240.38	\$ 2,884.62	\$ 12,500	\$ 150,000
2053	NA	\$ 153.85	\$ 153.85	\$ 1,846.15	\$ 8,000	\$ 96,000
2054	NA	\$ 107.37	\$ 107.37	\$ 1,288.46	\$ 5,583	\$ 67,000
2055	NA	\$ 105.06	\$ 105.06	\$ 1,260.67	\$ 5,463	\$ 65,555
2056	NA	\$ 240.38	\$ 240.38	\$ 2,884.62	\$ 12,500	\$ 150,000

Dues Summary has been modified with forced Fixed Payments.  
 In the context of the Reserve Payment Summary, the "Annual Reserve Payment" corresponds with the "Annual Revenue" in the Cash Flow report.  
 Operations Payments Include an annual inflation factor of 3.50%  
 Number of Payment Months in Fiscal Calendar Year 2026: 12  
 Number of Years of Constant Payments: 1  
 No of Dues Paying Members: 52

VIS2090 Model 2 - 2026 Funding Study - Expenses by Item and by Fiscal Calendar Year

Item Description	FY 2026	FY 2028	FY 2029	FY 2031	FY 2032	FY 2033	FY 2035	FY 2036	FY 2038	FY 2040	FY 2041	FY 2042	FY 2044	FY 2045	FY 2046	FY 2047	FY 2048	FY 2049
<b>Reserve Category : 03.00 Superstructure</b>																		
Concrete Patio Crack Filling Allowance (Cracks noted at some patio)	\$ 2,589										\$ 4,373							
Concrete Patio Partial Upgrades Allowance										\$ 33,783								
Concrete Patio Partial Upgrades Allowance												\$ 36,229						
Concrete Patio Partial Upgrades Allowance													\$ 38,852					
Concrete Patio Partial Upgrades Allowance															\$ 45,832			
Concrete Patio Partial Upgrades Allowance																	\$ 49,150	
Deck Privacy / Guard Wall Upgrades	\$ 8,285																	
Deck Privacy / Guard Wall Upgrades				\$ 9,866														
Deck Privacy / Guard Wall Upgrades								\$ 11,750										
Deck Privacy / Guard Wall Upgrades											\$ 13,994							
Decks Vinyl Membrane (Unit 25 Only)	\$ 3,107																\$ 6,250	
Decks Vinyl Membrane (All but Unit 25 completed in 2023/2024)														\$ 42,246				
Exterior Stairs Periodic Repairs / Upgrades Allowance	\$ 5,178																\$ 10,416	
Exterior Stairs General Upgrades				\$ 55,499														
Upper Floor Walkways Vinyl Membrane	\$ 20,711																	
<b>Category Subtotal :</b>	<b>\$ 39,870</b>			<b>\$ 65,365</b>				<b>\$ 11,750</b>		<b>\$ 33,783</b>	<b>\$ 18,367</b>	<b>\$ 36,229</b>	<b>\$ 38,852</b>	<b>\$ 42,246</b>	<b>\$ 62,498</b>		<b>\$ 49,150</b>	
<b>Reserve Category : 04.00 Exterior Closure</b>																		
Doors - Deck / Patio Sliding Doors								\$ 66,830										
Doors - Deck / Patio Sliding Doors									\$ 71,668									
Doors - Deck / Patio Sliding Doors										\$ 76,857								
Doors - Deck / Patio Sliding Doors												\$ 82,421						
Doors - Storage and Electrical Shed Doors Painting	\$ 1,553										\$ 2,624							

**VIS2090 Model 2 - 2026 Funding Study Expenses by Fiscal Calendar Year - Continued**

Item Description	FY 2026	FY 2028	FY 2029	FY 2031	FY 2032	FY 2033	FY 2035	FY 2036	FY 2038	FY 2040	FY 2041	FY 2042	FY 2044	FY 2045	FY 2046	FY 2047	FY 2048	FY 2049
Doors - Storage and Electrical Shed Doors Replacement								\$ 6,610										
Doors - Unit Front Entry Doors Painting	\$ 16,155										\$ 27,288							
Doors - Unit Front Entry Doors Replacement						\$ 68,775												
Exterior Stucco Wall Painting						\$ 208,850												
Exterior Wall Immediate Minor Upgrades	\$ 20,711																	
Exterior Wall Unexpected Repairs / Upgrades Allowance											\$ 454,804							
Fascia Board & Trim Painting		\$ 14,437							\$ 20,477									\$ 29,043
Sealant of Windows, Doors & Weather Stripping				\$ 9,620											\$ 16,249			
Window Glass 5% Partial Replacement				\$ 13,431														
Window Glass 5% Partial Replacement								\$ 15,995										
Window Glass 5% Partial Replacement											\$ 19,049							
Window Glass 10% Partial Replacement															\$ 45,373			
Window Glass 10% Partial Replacement																		
Window Glass 15% Partial Replacement																		
<b>Category Subtotal :</b>	<b>\$ 38,419</b>	<b>\$ 14,437</b>		<b>\$ 23,051</b>		<b>\$ 277,625</b>		<b>\$ 89,435</b>	<b>\$ 92,145</b>	<b>\$ 76,857</b>	<b>\$ 503,765</b>	<b>\$ 82,421</b>			<b>\$ 61,622</b>		<b>\$ 29,043</b>	
<b>Reserve Category : 05.00 Roofing</b>																		
Downspout & Gutter Replacement																		\$ 175,824
Roof - Fibreglass Shingle Replacement (All new in 2023/2024)																		\$ 557,048
<b>Category Subtotal :</b>																		<b>\$ 732,872</b>
<b>Reserve Category : 06.00 Mechanical</b>																		
Interior Pipes Partial Replacement								\$ 36,720										
<b>Reserve Category : 09.00 Electrical Systems</b>																		
Electrical Planning Report		\$ 4,664																
Electrical System General Upgrades Allowance											\$ 17,492							
Exterior Lighting Upgrades (Newer) Allowance											\$ 13,119							

VIS2090 Model 2 - 2026 Funding Study Expenses by Fiscal Calendar Year - Continued

Item Description	FY 2026	FY 2028	FY 2029	FY 2031	FY 2032	FY 2033	FY 2035	FY 2036	FY 2038	FY 2040	FY 2041	FY 2042	FY 2044	FY 2045	FY 2046	FY 2047	FY 2048	FY 2049
Exterior Lighting Upgrades (Older) Allowance	\$ 5,178																	
<b>Category Subtotal :</b>	<b>\$ 5,178</b>	<b>\$ 4,664</b>									<b>\$ 30,611</b>							
<b>Reserve Category : 10.00 Services/Professional Fees</b>																		
Depreciation Study Updates				\$ 4,973				\$ 5,922			\$ 7,053				\$ 8,400			
Insurance Appraisal			\$ 1,509		\$ 1,676		\$ 1,862		\$ 2,067		\$ 2,296		\$ 2,550			\$ 2,832		
<b>Category Subtotal :</b>			<b>\$ 1,509</b>	<b>\$ 4,973</b>	<b>\$ 1,676</b>		<b>\$ 1,862</b>	<b>\$ 5,922</b>	<b>\$ 2,067</b>		<b>\$ 9,349</b>		<b>\$ 2,550</b>		<b>\$ 8,400</b>	<b>\$ 2,832</b>		
<b>Reserve Category : 12.00 Site Improvements</b>																		
Asphalt Curb Replacement	\$ 9,406																	
Asphalt Paving Crack Filling	\$ 5,178			\$ 6,167				\$ 7,344			\$ 8,746				\$ 10,416			
Asphalt Paving, 2" Scrape and Peel											\$ 368,027							
Chainlink Fence - 5' Ht Replacement									\$ 64,887									
Chainlink Fence - With Inserts, 5' Ht. Replacement Allowance									\$ 23,367									
Concrete Sidewalk Partial Upgrades Allowance		\$ 11,105							\$ 15,751								\$ 22,341	
Fence - Perimeter Fence Repairs / Upgrades Allowance	\$ 3,624			\$ 4,317				\$ 5,141			\$ 6,122				\$ 7,291			
Fence - Perimeter Fence, 4 ft Ht				\$ 21,953														
Fence - Perimeter Fence, 6 ft Ht				\$ 22,477														
Landscaping General Upgrades		\$ 11,105							\$ 15,751								\$ 22,341	
Painting - Parking Lines	\$ 3,624			\$ 4,317				\$ 5,141			\$ 6,122				\$ 7,291			
Signage Replacement / Upgrade Allowance				\$ 6,167														
Underground Service - Camera Inspection				\$ 4,317				\$ 5,141			\$ 6,122				\$ 7,291			
Underground Services - Water, Sewer & Storm and Perimeter Drain Partial Replacement										\$ 84,458								
Yard Lights Replacement		\$ 2,887																
<b>Category Subtotal :</b>	<b>\$ 21,832</b>	<b>\$ 25,097</b>		<b>\$ 69,715</b>				<b>\$ 22,767</b>	<b>\$ 119,756</b>	<b>\$ 84,458</b>	<b>\$ 395,139</b>				<b>\$ 32,289</b>		<b>\$ 44,682</b>	
<b>Expense Totals :</b>	<b>\$ 105,299</b>	<b>\$ 44,200</b>	<b>\$ 1,509</b>	<b>\$ 163,100</b>	<b>\$ 1,676</b>	<b>\$ 277,624</b>	<b>\$ 1,862</b>	<b>\$ 166,593</b>	<b>\$ 213,970</b>	<b>\$ 195,099</b>	<b>\$ 957,234</b>	<b>\$ 118,651</b>	<b>\$ 41,402</b>	<b>\$ 42,246</b>	<b>\$ 164,810</b>	<b>\$ 2,832</b>	<b>\$ 122,874</b>	<b>\$ 732,872</b>

**VIS2090 Model 2 - 2026 Funding Study Expenses by Fiscal Calendar Year - Continued**

Item Description	FY 2050	FY 2051	FY 2053	FY 2056
<b>Reserve Category : 03.00 Superstructure</b>				
Concrete Patio Crack Filling Allowance (Cracks noted at some patio)				\$ 7,387
Concrete Patio Partial Upgrades Allowance				
Concrete Patio Partial Upgrades Allowance				
Concrete Patio Partial Upgrades Allowance				
Concrete Patio Partial Upgrades Allowance				
Concrete Patio Partial Upgrades Allowance				
Deck Privacy / Guard Wall Upgrades				
Deck Privacy / Guard Wall Upgrades				
Deck Privacy / Guard Wall Upgrades				
Deck Privacy / Guard Wall Upgrades				
Decks Vinyl Membrane (Unit 25 Only)				
Decks Vinyl Membrane (All but Unit 25 completed in 2023/2024)				
Exterior Stairs Periodic Repairs / Upgrades Allowance				
Exterior Stairs General Upgrades				
Upper Floor Walkways Vinyl Membrane		\$ 49,621		
<b>Category Subtotal :</b>		<b>\$ 49,621</b>		<b>\$ 7,387</b>
<b>Reserve Category : 04.00 Exterior Closure</b>				
Doors - Deck / Patio Sliding Doors				
Doors - Deck / Patio Sliding Doors				
Doors - Deck / Patio Sliding Doors				
Doors - Deck / Patio Sliding Doors				
Doors - Storage and Electrical Shed Doors Painting				\$ 4,432

**VIS2090 Model 2 - 2026 Funding Study Expenses by Fiscal Calendar Year - Continued**

<b>Item Description</b>	<b>FY 2050</b>	<b>FY 2051</b>	<b>FY 2053</b>	<b>FY 2056</b>
Doors - Storage and Electrical Shed Doors Replacement				
Doors - Unit Front Entry Doors Painting				\$ 46,094
Doors - Unit Front Entry Doors Replacement				
Exterior Stucco Wall Painting			\$ 420,143	
Exterior Wall Immediate Minor Upgrades				
Exterior Wall Unexpected Repairs / Upgrades Allowance				
Fascia Board & Trim Painting				
Sealant of Windows, Doors & Weather Stripping				
Window Glass 5% Partial Replacement				
Window Glass 5% Partial Replacement				
Window Glass 5% Partial Replacement				
Window Glass 10% Partial Replacement				
Window Glass 10% Partial Replacement		\$ 54,037		
Window Glass 15% Partial Replacement				\$ 96,532
<b>Category Subtotal :</b>		<b>\$ 54,037</b>	<b>\$ 420,143</b>	<b>\$ 147,058</b>
<b>Reserve Category : 05.00 Roofing</b>				
Downspout & Gutter Replacement				
Roof - Fibreglass Shingle Replacement (All new in 2023/2024)				
<b>Category Subtotal :</b>				
<b>Reserve Category : 06.00 Mechanical</b>				
Interior Pipes Partial Replacement				
<b>Reserve Category : 09.00 Electrical Systems</b>				
Electrical Planning Report				
Electrical System General Upgrades Allowance				
Exterior Lighting Upgrades (Newer) Allowance				

**VIS2090 Model 2 - 2026 Funding Study Expenses by Fiscal Calendar Year - Continued**

<b>Item Description</b>	<b>FY 2050</b>	<b>FY 2051</b>	<b>FY 2053</b>	<b>FY 2056</b>
Exterior Lighting Upgrades (Older) Allowance		\$ 12,405		
<b>Category Subtotal :</b>		<b>\$ 12,405</b>		
<b>Reserve Category : 10.00 Services/Professional Fees</b>				
Depreciation Study Updates		\$ 10,004		\$ 11,914
Insurance Appraisal	\$ 3,145		\$ 3,492	\$ 3,878
<b>Category Subtotal :</b>	<b>\$ 3,145</b>	<b>\$ 10,004</b>	<b>\$ 3,492</b>	<b>\$ 15,792</b>
<b>Reserve Category : 12.00 Site Improvements</b>				
Asphalt Curb Replacement				
Asphalt Paving Crack Filling		\$ 12,405		\$ 14,774
Asphalt Paving, 2" Scrape and Peel				
Chainlink Fence - 5' Ht Replacement				
Chainlink Fence - With Inserts, 5' Ht. Replacement Allowance				
Concrete Sidewalk Partial Upgrades Allowance				
Fence - Perimeter Fence Repairs / Upgrades Allowance		\$ 8,684		\$ 10,342
Fence - Perimeter Fence, 4 ft Ht		\$ 44,162		
Fence - Perimeter Fence, 6 ft Ht				\$ 53,851
Landscaping General Upgrades				
Painting - Parking Lines		\$ 8,684		\$ 10,342
Signage Replacement / Upgrade Allowance				\$ 14,774
Underground Service - Camera Inspection		\$ 8,684		\$ 10,342
Underground Services - Water, Sewer & Storm and Perimeter Drain Partial Replacement				
Yard Lights Replacement				
<b>Category Subtotal :</b>		<b>\$ 82,619</b>		<b>\$ 114,425</b>
<b>Expense Totals :</b>	<b>\$ 3,145</b>	<b>\$ 208,685</b>	<b>\$ 423,635</b>	<b>\$ 284,661</b>

January 1, 2026

<b>Year</b>	<b>Category</b>	<b>Item Name</b>	<b>Expense</b>	
FY 2026	03.00 Superstructure	Concrete Patio Crack Filling Allowance (Cracks noted at some patio)	\$ 2,589	
		Deck Privacy / Guard Wall Upgrades	\$ 8,285	
		Decks Vinyl Membrane (Unit 25 Only)	\$ 3,107	
		Exterior Stairs Periodic Repairs / Upgrades Allowance	\$ 5,178	
		Upper Floor Walkways Vinyl Membrane	\$ 20,711	
	03.00 Superstructure Subtotal = \$ 39,870.00			
	04.00 Exterior Closure	Doors - Storage and Electrical Shed Doors Painting	\$ 1,553	
		Doors - Unit Front Entry Doors Painting	\$ 16,155	
		Exterior Wall Immediate Minor Upgrades	\$ 20,711	
	04.00 Exterior Closure Subtotal = \$ 38,419.00			
	09.00 Electrical Systems	Exterior Lighting Upgrades (Older) Allowance	\$ 5,178	
	12.00 Site Improvements	Asphalt Curb Replacement	\$ 9,406	
		Asphalt Paving Crack Filling	\$ 5,178	
		Fence - Perimeter Fence Repairs / Upgrades Allowance	\$ 3,624	
		Painting - Parking Lines	\$ 3,624	
12.00 Site Improvements Subtotal = \$ 21,832.00				
FY 2026 Annual Expense Total = \$ 105,299				
FY 2028	04.00 Exterior Closure	Fascia Board & Trim Painting	\$ 14,437	
	09.00 Electrical Systems	Electrical Planning Report	\$ 4,664	
	12.00 Site Improvements	Concrete Sidewalk Partial Upgrades Allowance	\$ 11,105	
		Landscaping General Upgrades	\$ 11,105	
		Yard Lights Replacement	\$ 2,887	
	12.00 Site Improvements Subtotal = \$ 25,097.00			
FY 2028 Annual Expense Total = \$ 44,198				
FY 2029	10.00 Services/Professional Fees	Insurance Appraisal	\$ 1,509	
Annual Expense Total = \$ 1,509				
FY 2031	03.00 Superstructure	Deck Privacy / Guard Wall Upgrades	\$ 9,866	
		Exterior Stairs General Upgrades	\$ 55,499	
	03.00 Superstructure Subtotal = \$ 65,365.00			
	04.00 Exterior Closure	Sealant of Windows, Doors & Weather Stripping	\$ 9,620	
		Window Glass 5% Partial Replacement	\$ 13,431	
	04.00 Exterior Closure Subtotal = \$ 23,051.00			
	10.00 Services/Professional Fees	Depreciation Study Updates	\$ 4,973	
	12.00 Site Improvements	Asphalt Paving Crack Filling	\$ 6,167	
Fence - Perimeter Fence Repairs / Upgrades Allowance		\$ 4,317		
Fence - Perimeter Fence, 4 ft Ht		\$ 21,953		

Year	Category	Item Name	Expense
FY 2031	12.00 Site Improvements	Fence - Perimeter Fence, 6 ft Ht	\$ 22,477
		Painting - Parking Lines	\$ 4,317
		Signage Replacement / Upgrade Allowance	\$ 6,167
		Underground Service - Camera Inspection	\$ 4,317
12.00 Site Improvements Subtotal = \$ 69,715.00			
FY 2031 Annual Expense Total = \$ 163,104			
FY 2032	10.00 Services/Professional Fees	Insurance Appraisal	\$ 1,676
Annual Expense Total = \$ 1,676			
FY 2033	04.00 Exterior Closure	Doors - Unit Front Entry Doors Replacement	\$ 68,775
		Exterior Stucco Wall Painting	\$ 208,850
		04.00 Exterior Closure Subtotal = \$ 277,625.00	
FY 2033 Annual Expense Total = \$ 277,625			
FY 2035	10.00 Services/Professional Fees	Insurance Appraisal	\$ 1,862
Annual Expense Total = \$ 1,862			
FY 2036	03.00 Superstructure	Deck Privacy / Guard Wall Upgrades	\$ 11,750
	04.00 Exterior Closure	Doors - Deck / Patio Sliding Doors	\$ 66,830
		Doors - Storage and Electrical Shed Doors Replacement	\$ 6,610
		Window Glass 5% Partial Replacement	\$ 15,995
		04.00 Exterior Closure Subtotal = \$ 89,435.00	
	06.00 Mechanical	Interior Pipes Partial Replacement	\$ 36,720
	10.00 Services/Professional Fees	Depreciation Study Updates	\$ 5,922
	12.00 Site Improvements	Asphalt Paving Crack Filling	\$ 7,344
		Fence - Perimeter Fence Repairs / Upgrades Allowance	\$ 5,141
		Painting - Parking Lines	\$ 5,141
Underground Service - Camera Inspection		\$ 5,141	
12.00 Site Improvements Subtotal = \$ 22,767.00			
FY 2036 Annual Expense Total = \$ 166,594			
FY 2038	04.00 Exterior Closure	Doors - Deck / Patio Sliding Doors	\$ 71,668
		Fascia Board & Trim Painting	\$ 20,477
		04.00 Exterior Closure Subtotal = \$ 92,145.00	
	10.00 Services/Professional Fees	Insurance Appraisal	\$ 2,067
	12.00 Site Improvements	Chainlink Fence - 5' Ht Replacement	\$ 64,887
		Chainlink Fence - With Inserts, 5' Ht. Replacement Allowance	\$ 23,367
		Concrete Sidewalk Partial Upgrades Allowance	\$ 15,751
		Landscaping General Upgrades	\$ 15,751
12.00 Site Improvements Subtotal = \$ 119,756.00			
FY 2038 Annual Expense Total = \$ 213,968			

<b>Year</b>	<b>Category</b>	<b>Item Name</b>	<b>Expense</b>	
FY 2040	03.00 Superstructure	Concrete Patio Partial Upgrades Allowance	\$ 33,783	
	04.00 Exterior Closure	Doors - Deck / Patio Sliding Doors	\$ 76,857	
	12.00 Site Improvements	Underground Services - Water, Sewer & Storm and Perimeter Drain Partial Replacement	\$ 84,458	
FY 2040 Annual Expense Total = \$ 195,098				
FY 2041	03.00 Superstructure	Concrete Patio Crack Filling Allowance (Cracks noted at some patio)	\$ 4,373	
		Deck Privacy / Guard Wall Upgrades	\$ 13,994	
	03.00 Superstructure Subtotal = \$ 18,367.00			
	04.00 Exterior Closure	Doors - Storage and Electrical Shed Doors Painting	\$ 2,624	
		Doors - Unit Front Entry Doors Painting	\$ 27,288	
		Exterior Wall Unexpected Repairs / Upgrades Allowance	\$ 454,804	
		Window Glass 5% Partial Replacement	\$ 19,049	
	04.00 Exterior Closure Subtotal = \$ 503,765.00			
	09.00 Electrical Systems	Electrical System General Upgrades Allowance	\$ 17,492	
		Exterior Lighting Upgrades (Newer) Allowance	\$ 13,119	
	09.00 Electrical Systems Subtotal = \$ 30,611.00			
	10.00 Services/Professional Fees	Depreciation Study Updates	\$ 7,053	
		Insurance Appraisal	\$ 2,296	
	10.00 Services/Professional Fees Subtotal = \$ 9,349.00			
	12.00 Site Improvements	Asphalt Paving Crack Filling	\$ 8,746	
Asphalt Paving, 2" Scrape and Peel		\$ 368,027		
Fence - Perimeter Fence Repairs / Upgrades Allowance		\$ 6,122		
Painting - Parking Lines		\$ 6,122		
Underground Service - Camera Inspection		\$ 6,122		
12.00 Site Improvements Subtotal = \$ 395,139.00				
FY 2041 Annual Expense Total = \$ 957,231				
FY 2042	03.00 Superstructure	Concrete Patio Partial Upgrades Allowance	\$ 36,229	
	04.00 Exterior Closure	Doors - Deck / Patio Sliding Doors	\$ 82,421	
FY 2042 Annual Expense Total = \$ 118,650				
FY 2044	03.00 Superstructure	Concrete Patio Partial Upgrades Allowance	\$ 38,852	
	10.00 Services/Professional Fees	Insurance Appraisal	\$ 2,550	
FY 2044 Annual Expense Total = \$ 41,402				
FY 2045	03.00 Superstructure	Decks Vinyl Membrane (All but Unit 25 completed in 2023/2024)	\$ 42,246	
Annual Expense Total = \$ 42,246				
FY 2046	03.00 Superstructure	Concrete Patio Partial Upgrades Allowance	\$ 45,832	
		Decks Vinyl Membrane (Unit 25 Only)	\$ 6,250	

<b>Year</b>	<b>Category</b>	<b>Item Name</b>	<b>Expense</b>	
FY 2046	03.00 Superstructure	Exterior Stairs Periodic Repairs / Upgrades Allowance	\$ 10,416	
	03.00 Superstructure Subtotal = \$ 62,498.00			
	04.00 Exterior Closure	Sealant of Windows, Doors & Weather Stripping	\$ 16,249	
		Window Glass 10% Partial Replacement	\$ 45,373	
	04.00 Exterior Closure Subtotal = \$ 61,622.00			
	10.00 Services/Professional Fees	Depreciation Study Updates	\$ 8,400	
	12.00 Site Improvements	Asphalt Paving Crack Filling	\$ 10,416	
		Fence - Perimeter Fence Repairs / Upgrades Allowance	\$ 7,291	
		Painting - Parking Lines	\$ 7,291	
		Underground Service - Camera Inspection	\$ 7,291	
12.00 Site Improvements Subtotal = \$ 32,289.00				
FY 2046 Annual Expense Total = \$ 164,809				
FY 2047	10.00 Services/Professional Fees	Insurance Appraisal	\$ 2,832	
Annual Expense Total = \$ 2,832				
FY 2048	03.00 Superstructure	Concrete Patio Partial Upgrades Allowance	\$ 49,150	
	04.00 Exterior Closure	Fascia Board & Trim Painting	\$ 29,043	
	12.00 Site Improvements	Concrete Sidewalk Partial Upgrades Allowance	\$ 22,341	
		Landscaping General Upgrades	\$ 22,341	
12.00 Site Improvements Subtotal = \$ 44,682.00				
FY 2048 Annual Expense Total = \$ 122,875				
FY 2049	05.00 Roofing	Downspout & Gutter Replacement	\$ 175,824	
		Roof - Fibreglass Shingle Replacement (All new in 2023/2024)	\$ 557,048	
	05.00 Roofing Subtotal = \$ 732,872.00			
FY 2049 Annual Expense Total = \$ 732,872				
FY 2050	10.00 Services/Professional Fees	Insurance Appraisal	\$ 3,145	
Annual Expense Total = \$ 3,145				
FY 2051	03.00 Superstructure	Upper Floor Walkways Vinyl Membrane	\$ 49,621	
	04.00 Exterior Closure	Window Glass 10% Partial Replacement	\$ 54,037	
	09.00 Electrical Systems	Exterior Lighting Upgrades (Older) Allowance	\$ 12,405	
	10.00 Services/Professional Fees	Depreciation Study Updates	\$ 10,004	
	12.00 Site Improvements	Asphalt Paving Crack Filling	\$ 12,405	
		Fence - Perimeter Fence Repairs / Upgrades Allowance	\$ 8,684	
		Fence - Perimeter Fence, 4 ft Ht	\$ 44,162	
		Painting - Parking Lines	\$ 8,684	
Underground Service - Camera Inspection	\$ 8,684			
12.00 Site Improvements Subtotal = \$ 82,619.00				
FY 2051 Annual Expense Total = \$ 208,686				

<b>Year</b>	<b>Category</b>	<b>Item Name</b>	<b>Expense</b>
FY 2053	04.00 Exterior Closure	Exterior Stucco Wall Painting	\$ 420,143
	10.00 Services/Professional Fees	Insurance Appraisal	\$ 3,492
FY 2053 Annual Expense Total = \$ 423,635			
FY 2056	03.00 Superstructure	Concrete Patio Crack Filling Allowance (Cracks noted at some patio)	\$ 7,387
	04.00 Exterior Closure	Doors - Storage and Electrical Shed Doors Painting	\$ 4,432
		Doors - Unit Front Entry Doors Painting	\$ 46,094
		Window Glass 15% Partial Replacement	\$ 96,532
		04.00 Exterior Closure Subtotal = \$ 147,058.00	
	10.00 Services/Professional Fees	Depreciation Study Updates	\$ 11,914
		Insurance Appraisal	\$ 3,878
	10.00 Services/Professional Fees Subtotal = \$ 15,792.00		
	12.00 Site Improvements	Asphalt Paving Crack Filling	\$ 14,774
		Fence - Perimeter Fence Repairs / Upgrades Allowance	\$ 10,342
		Fence - Perimeter Fence, 6 ft Ht	\$ 53,851
		Painting - Parking Lines	\$ 10,342
		Signage Replacement / Upgrade Allowance	\$ 14,774
Underground Service - Camera Inspection		\$ 10,342	
12.00 Site Improvements Subtotal = \$ 114,425.00			
FY 2056 Annual Expense Total = \$ 284,662			

# Model No. 3

## Depreciation Report Analysis

**Funding based on current contribution of \$30,000  
increased to \$74,000 with \$6,000 increases thereafter  
until 2043, then reduced**

**Model Recommended by  
Pacific Rim Appraisals Ltd.**

**for**

**VIS2090**

### Table of Contents

<b>Pages</b>	<b>Subject</b>
<b>1 .....</b>	<b>Table of Contents</b>
<b>2 to 4 .....</b>	<b>Reserve Item Summary</b>
<b>5 to 10 .....</b>	<b>Reserve Item Listing</b>
<b>11 to 13 .....</b>	<b>Present Cost Report</b>
<b>14 to 29 .....</b>	<b>Depreciation Report</b>
<b>30 to 31 .....</b>	<b>Cash Flow</b>
<b>32 .....</b>	<b>Dues Summary</b>
<b>33 to 38 .....</b>	<b>Expense Report</b>
<b>39 to 43 .....</b>	<b>Expense Summary</b>

**VIS2090 Model 3 - 2026 Reserve Study Expense Item Summary**

Reserve Items	Current Cost When New	Estimated Remaining Life	Expected Life When New	First Replacement Cost	Raw Annual Payment	Repeating Item?
<b>03.00 Superstructure</b>						
Concrete Patio Crack Filling Allowance (Cracks noted at some patio)	\$ 2,500	0 Years	15 Years	\$ 2,589	\$ 2,583	Yes
Concrete Patio Partial Upgrades Allowance	\$ 20,000	14 Years	50 Years	\$ 33,783	\$ 2,169	Yes
Concrete Patio Partial Upgrades Allowance	\$ 20,000	16 Years	50 Years	\$ 36,229	\$ 2,042	Yes
Concrete Patio Partial Upgrades Allowance	\$ 20,000	18 Years	50 Years	\$ 38,852	\$ 1,950	Yes
Concrete Patio Partial Upgrades Allowance	\$ 22,000	20 Years	50 Years	\$ 45,832	\$ 2,070	Yes
Concrete Patio Partial Upgrades Allowance	\$ 22,000	22 Years	50 Years	\$ 49,150	\$ 2,017	Yes
Deck Privacy / Guard Wall Upgrades	\$ 8,000	0 Years	35 Years	\$ 8,285	\$ 8,266	Yes
Deck Privacy / Guard Wall Upgrades	\$ 8,000	5 Years	35 Years	\$ 9,866	\$ 1,620	Yes
Deck Privacy / Guard Wall Upgrades	\$ 8,000	10 Years	35 Years	\$ 11,750	\$ 1,039	Yes
Deck Privacy / Guard Wall Upgrades	\$ 8,000	15 Years	35 Years	\$ 13,994	\$ 840	Yes
Decks Vinyl Membrane (Unit 25 Only)	\$ 3,000	0 Years	20 Years	\$ 3,107	\$ 3,100	Yes
Decks Vinyl Membrane (All but Unit 25 completed in 2023/2024)	\$ 21,000	19 Years	20 Years	\$ 42,246	\$ 2,009	Yes
Exterior Stairs Periodic Repairs / Upgrades Allowance	\$ 5,000	0 Years	20 Years	\$ 5,178	\$ 5,166	Yes
Exterior Stairs General Upgrades	\$ 45,000	5 Years	40 Years	\$ 55,499	\$ 9,114	Yes
Upper Floor Walkways Vinyl Membrane	\$ 20,000	0 Years	25 Years	\$ 20,711	\$ 20,664	Yes
<b>04.00 Exterior Closure</b>						
Doors - Deck / Patio Sliding Doors	\$ 45,500	10 Years	40 Years	\$ 66,830	\$ 5,911	Yes
Doors - Deck / Patio Sliding Doors	\$ 45,500	12 Years	40 Years	\$ 71,668	\$ 5,337	Yes
Doors - Deck / Patio Sliding Doors	\$ 45,500	14 Years	40 Years	\$ 76,857	\$ 4,935	Yes
Doors - Deck / Patio Sliding Doors	\$ 45,500	16 Years	40 Years	\$ 82,421	\$ 4,646	Yes
Doors - Storage and Electrical Shed Doors Painting	\$ 1,500	0 Years	15 Years	\$ 1,553	\$ 1,550	Yes
Doors - Storage and Electrical Shed Doors Replacement	\$ 4,500	10 Years	45 Years	\$ 6,610	\$ 585	Yes
Doors - Unit Front Entry Doors Painting	\$ 15,600	0 Years	15 Years	\$ 16,155	\$ 16,118	Yes

VIS2090 Model 3 - 2026 Funding Study Expense Item Summary - Continued

Reserve Items	Current Cost When New	Estimated Remaining Life	Expected Life When New	First Replacement Cost	Raw Annual Payment	Repeating Item?
Doors - Unit Front Entry Doors Replacement	\$ 52,000	7 Years	40 Years	\$ 68,775	\$ 8,428	Yes
Exterior Stucco Wall Painting	\$ 157,910	7 Years	20 Years	\$ 208,850	\$ 25,593	Yes
Exterior Wall Immediate Minor Upgrades	\$ 20,000	0 Years	20 Years	\$ 20,711	\$ 20,664	No
Exterior Wall Unexpected Repairs / Upgrades Allowance	\$ 260,000	15 Years	50 Years	\$ 454,804	\$ 27,309	Yes
Fascia Board & Trim Painting	\$ 13,000	2 Years	10 Years	\$ 14,437	\$ 4,777	Yes
Sealant of Windows, Doors & Weather Stripping	\$ 7,800	5 Years	15 Years	\$ 9,620	\$ 1,580	Yes
Window Glass 5% Partial Replacement	\$ 10,890	5 Years	35 Years	\$ 13,431	\$ 2,206	Yes
Window Glass 5% Partial Replacement	\$ 10,890	10 Years	35 Years	\$ 15,995	\$ 1,415	Yes
Window Glass 5% Partial Replacement	\$ 10,890	15 Years	35 Years	\$ 19,049	\$ 1,144	Yes
Window Glass 10% Partial Replacement	\$ 21,780	20 Years	35 Years	\$ 45,373	\$ 2,050	Yes
Window Glass 10% Partial Replacement	\$ 21,780	25 Years	35 Years	\$ 54,037	\$ 1,947	Yes
Window Glass 15% Partial Replacement	\$ 32,670	30 Years	35 Years	\$ 96,532	\$ 2,879	Yes
<b>05.00 Roofing</b>						
Downspout & Gutter Replacement	\$ 75,998	23 Years	30 Years	\$ 175,824	\$ 6,897	Yes
Roof - Fibreglass Shingle Replacement (All new in 2023/2024)	\$ 240,778	23 Years	25 Years	\$ 557,048	\$ 21,850	Yes
<b>06.00 Mechanical</b>						
Interior Pipes Partial Replacement	\$ 25,000	10 Years	40 Years	\$ 36,720	\$ 3,248	Yes
<b>09.00 Electrical Systems</b>						
Electrical Planning Report	\$ 4,200	2 Years	50 Years	\$ 4,664	\$ 1,543	Yes
Electrical System General Upgrades Allowance	\$ 10,000	15 Years	50 Years	\$ 17,492	\$ 1,050	Yes
Exterior Lighting Upgrades (Newer) Allowance	\$ 7,500	15 Years	25 Years	\$ 13,119	\$ 788	Yes
Exterior Lighting Upgrades (Older) Allowance	\$ 5,000	0 Years	25 Years	\$ 5,178	\$ 5,166	Yes
<b>10.00 Services/Professional Fees</b>						

VIS2090 Model 3 - 2026 Funding Study Expense Item Summary - Continued

Reserve Items	Current Cost When New	Estimated Remaining Life	Expected Life When New	First Replacement Cost	Raw Annual Payment	Repeating Item?
Depreciation Study Updates	\$ 4,032	5 Years	5 Years	\$ 4,973	\$ 817	Yes
Insurance Appraisal	\$ 1,313	3 Years	3 Years	\$ 1,509	\$ 374	Yes
<b>12.00 Site Improvements</b>						
Asphalt Curb Replacement	\$ 9,083	0 Years	40 Years	\$ 9,406	\$ 9,384	Yes
Asphalt Paving Crack Filling	\$ 5,000	0 Years	5 Years	\$ 5,178	\$ 5,166	Yes
Asphalt Paving, 2" Scrape and Peel	\$ 210,392	15 Years	50 Years	\$ 368,027	\$ 22,099	Yes
Chainlink Fence - 5' Ht Replacement	\$ 41,195	12 Years	40 Years	\$ 64,887	\$ 4,832	Yes
Chainlink Fence - With Inserts, 5' Ht. Replacement Allowance	\$ 14,835	12 Years	40 Years	\$ 23,367	\$ 1,740	Yes
Concrete Sidewalk Partial Upgrades Allowance	\$ 10,000	2 Years	10 Years	\$ 11,105	\$ 3,675	Yes
Fence - Perimeter Fence Repairs / Upgrades Allowance	\$ 3,500	0 Years	5 Years	\$ 3,624	\$ 3,616	Yes
Fence - Perimeter Fence, 4 ft Ht	\$ 17,800	5 Years	20 Years	\$ 21,953	\$ 3,605	Yes
Fence - Perimeter Fence, 6 ft Ht	\$ 18,225	5 Years	25 Years	\$ 22,477	\$ 3,691	Yes
Landscaping General Upgrades	\$ 10,000	2 Years	10 Years	\$ 11,105	\$ 3,675	Yes
Painting - Parking Lines	\$ 3,500	0 Years	5 Years	\$ 3,624	\$ 3,616	Yes
Signage Replacement / Upgrade Allowance	\$ 5,000	5 Years	25 Years	\$ 6,167	\$ 1,013	Yes
Underground Service - Camera Inspection	\$ 3,500	5 Years	5 Years	\$ 4,317	\$ 709	Yes
Underground Services - Water, Sewer & Storm and Perimeter Drain Partial Replacement	\$ 50,000	14 Years	50 Years	\$ 84,458	\$ 5,423	Yes
Yard Lights Replacement	\$ 2,600	2 Years	30 Years	\$ 2,887	\$ 955	Yes

Raw Annual Payments do not include earned interest, tax adjustments or salvage.

Months Remaining in Fiscal Calendar Year 2026: 12

Expected annual inflation: 3.50%

Interest earned on reserve funds: 0.50%

Initial Reserve: \$ 192,329

Prepared by Pacific Rim Appraisals  
**VIS2090 Model 3 - 2026 Reserve Study Expense Item Listing**

Reserve Items	Unit Cost	No Units	Current Cost When New	Estimated Remaining Life	Expected Life When New	Fiscal Calendar Year	Estimated Future Cost	Raw Annual Payment
<b>03.00 Superstructure</b>								
Concrete Patio Crack Filling Allowance (Cracks noted at some patio)	\$ 2,500 ea	1	\$ 2,500	0 Years	15 Years	2026	\$ 2,589	\$ 2,582.99
				15 Years		2041	\$ 4,373	\$ 280.81
						2056	\$ 7,387	\$ 474.33
Concrete Patio Partial Upgrades Allowance	\$ 2,000 ea	10	\$ 20,000	14 Years	50 Years	2040	\$ 33,783	\$ 2,169.29
				50 Years		2090	\$ 193,915	\$ 3,414.50
Concrete Patio Partial Upgrades Allowance	\$ 2,000 ea	10	\$ 20,000	16 Years	50 Years	2042	\$ 36,229	\$ 2,042.28
				50 Years		2092	\$ 207,954	\$ 3,661.70
Concrete Patio Partial Upgrades Allowance	\$ 2,000 ea	10	\$ 20,000	18 Years	50 Years	2044	\$ 38,852	\$ 1,949.68
				50 Years		2094	\$ 223,010	\$ 3,926.81
Concrete Patio Partial Upgrades Allowance	\$ 2,000 ea	11	\$ 22,000	20 Years	50 Years	2046	\$ 45,832	\$ 2,070.33
				50 Years		2096	\$ 263,071	\$ 4,632.21
Concrete Patio Partial Upgrades Allowance	\$ 2,000 ea	11	\$ 22,000	22 Years	50 Years	2048	\$ 49,150	\$ 2,016.87
				50 Years		2098	\$ 282,118	\$ 4,967.58
Deck Privacy / Guard Wall Upgrades	\$ 4,000 ea	2	\$ 8,000	0 Years	35 Years	2026	\$ 8,285	\$ 8,265.57
				35 Years		2061	\$ 28,152	\$ 736.17
Deck Privacy / Guard Wall Upgrades	\$ 4,000 ea	2	\$ 8,000	5 Years	35 Years	2031	\$ 9,866	\$ 1,620.20
				35 Years		2066	\$ 33,527	\$ 876.74
Deck Privacy / Guard Wall Upgrades	\$ 4,000 ea	2	\$ 8,000	10 Years	35 Years	2036	\$ 11,750	\$ 1,039.33
				35 Years		2071	\$ 39,929	\$ 1,044.15
Deck Privacy / Guard Wall Upgrades	\$ 4,000 ea	2	\$ 8,000	15 Years	35 Years	2041	\$ 13,994	\$ 840.29
				35 Years		2076	\$ 47,553	\$ 1,243.52
Decks Vinyl Membrane (Unit 25 Only)	\$ 3,000 ea	1	\$ 3,000	0 Years	20 Years	2026	\$ 3,107	\$ 3,099.59
				20 Years		2046	\$ 6,250	\$ 297.19
						2066	\$ 12,573	\$ 597.86
Decks Vinyl Membrane (All but Unit 25 completed in 2023/2024)	\$ 3,000 ea	7	\$ 21,000	19 Years	20 Years	2045	\$ 42,246	\$ 2,008.87
				20 Years		2065	\$ 84,986	\$ 4,041.25
Exterior Stairs Periodic Repairs / Upgrades Allowance	\$ 2,500 ea	2	\$ 5,000	0 Years	20 Years	2026	\$ 5,178	\$ 5,165.98
				20 Years		2046	\$ 10,416	\$ 495.31
						2066	\$ 20,954	\$ 996.43

VIS2090 Model 3 - 2026 Reserve Study Expense Item Listing - Continued

Reserve Items	Unit Cost	No Units	Current Cost When New	Estimated Remaining Life	Expected Life When New	Fiscal Calendar Year	Estimated Future Cost	Raw Annual Payment
Exterior Stairs General Upgrades	\$ 7,500 ea	6	\$ 45,000	5 Years	40 Years	2031	\$ 55,499	\$ 9,113.63
				40 Years		2071	\$ 224,600	\$ 5,073.36
Upper Floor Walkways Vinyl Membrane	\$ 5,000 ea	4	\$ 20,000	0 Years	25 Years	2026	\$ 20,711	\$ 20,663.92
				25 Years		2051	\$ 49,621	\$ 1,863.77
						2076	\$ 118,882	\$ 4,465.27
<b>04.00 Exterior Closure</b>								
Doors - Deck / Patio Sliding Doors	\$ 3,500 ea	13	\$ 45,500	10 Years	40 Years	2036	\$ 66,830	\$ 5,911.18
				40 Years		2076	\$ 270,457	\$ 6,109.22
Doors - Deck / Patio Sliding Doors	\$ 3,500 ea	13	\$ 45,500	12 Years	40 Years	2038	\$ 71,668	\$ 5,336.87
				40 Years		2078	\$ 290,038	\$ 6,551.52
Doors - Deck / Patio Sliding Doors	\$ 3,500 ea	13	\$ 45,500	14 Years	40 Years	2040	\$ 76,857	\$ 4,935.13
				40 Years		2080	\$ 311,037	\$ 7,025.84
Doors - Deck / Patio Sliding Doors	\$ 3,500 ea	13	\$ 45,500	16 Years	40 Years	2042	\$ 82,421	\$ 4,646.20
				40 Years		2082	\$ 333,555	\$ 7,534.50
Doors - Storage and Electrical Shed Doors Painting	\$ 250 ea	6	\$ 1,500	0 Years	15 Years	2026	\$ 1,553	\$ 1,549.79
				15 Years		2041	\$ 2,624	\$ 168.48
						2056	\$ 4,432	\$ 284.60
Doors - Storage and Electrical Shed Doors Replacement	\$ 750 ea	6	\$ 4,500	10 Years	45 Years	2036	\$ 6,610	\$ 584.62
				45 Years		2081	\$ 31,856	\$ 631.40
Doors - Unit Front Entry Doors Painting	\$ 300 ea	52	\$ 15,600	0 Years	15 Years	2026	\$ 16,155	\$ 16,117.86
				15 Years		2041	\$ 27,288	\$ 1,752.23
						2056	\$ 46,094	\$ 2,959.80
Doors - Unit Front Entry Doors Replacement	\$ 1,000 ea	52	\$ 52,000	7 Years	40 Years	2033	\$ 68,775	\$ 8,427.84
				40 Years		2073	\$ 278,328	\$ 6,286.99
Exterior Stucco Wall Painting	\$ 5.25 / ft²	30078 ft²	\$ 157,910	7 Years	20 Years	2033	\$ 208,850	\$ 25,593.00
				20 Years		2053	\$ 420,143	\$ 19,978.68
						2073	\$ 845,203	\$ 40,191.15
Exterior Wall Immediate Minor Upgrades	\$ 20,000 ea	1	\$ 20,000	0 Years	20 Years	2026	\$ 20,711	\$ 20,663.92
Exterior Wall Unexpected Repairs / Upgrades Allowance	\$ 5,000 ea	52	\$ 260,000	15 Years	50 Years	2041	\$ 454,804	\$ 27,309.32
				50 Years		2091	\$ 2,610,558	\$ 45,967.24
Fascia Board & Trim Painting	\$ 250 ea	52	\$ 13,000	2 Years	10 Years	2028	\$ 14,437	\$ 4,777.34
				10 Years		2038	\$ 20,477	\$ 1,997.33

VIS2090 Model 3 - 2026 Reserve Study Expense Item Listing - Continued

Reserve Items	Unit Cost	No Units	Current Cost When New	Estimated Remaining Life	Expected Life When New	Fiscal Calendar Year	Estimated Future Cost	Raw Annual Payment
Fascia Board & Trim Painting	\$ 250 ea	52	\$ 13,000	10 Years	10 Years	2048	\$ 29,043	\$ 2,832.90
						2058	\$ 41,193	\$ 4,018.03
Sealant of Windows, Doors & Weather Stripping	\$ 150 ea	52	\$ 7,800	5 Years	15 Years	2031	\$ 9,620	\$ 1,579.70
				15 Years		2046	\$ 16,249	\$ 1,043.40
						2061	\$ 27,448	\$ 1,762.48
Window Glass 5% Partial Replacement	\$ 110 / ft <sup>2</sup>	99 ft <sup>2</sup>	\$ 10,890	5 Years	35 Years	2031	\$ 13,431	\$ 2,205.50
				35 Years		2066	\$ 45,639	\$ 1,193.46
Window Glass 5% Partial Replacement	\$ 110 / ft <sup>2</sup>	99 ft <sup>2</sup>	\$ 10,890	10 Years	35 Years	2036	\$ 15,995	\$ 1,414.78
				35 Years		2071	\$ 54,353	\$ 1,421.35
Window Glass 5% Partial Replacement	\$ 110 / ft <sup>2</sup>	99 ft <sup>2</sup>	\$ 10,890	15 Years	35 Years	2041	\$ 19,049	\$ 1,143.84
				35 Years		2076	\$ 64,731	\$ 1,692.74
Window Glass 10% Partial Replacement	\$ 110 / ft <sup>2</sup>	198 ft <sup>2</sup>	\$ 21,780	20 Years	35 Years	2046	\$ 45,373	\$ 2,049.63
				35 Years		2081	\$ 154,183	\$ 4,031.92
Window Glass 10% Partial Replacement	\$ 110 / ft <sup>2</sup>	198 ft <sup>2</sup>	\$ 21,780	25 Years	35 Years	2051	\$ 54,037	\$ 1,946.61
				35 Years		2086	\$ 183,623	\$ 4,801.79
Window Glass 15% Partial Replacement	\$ 110 / ft <sup>2</sup>	297 ft <sup>2</sup>	\$ 32,670	30 Years	35 Years	2056	\$ 96,532	\$ 2,879.49
<b>05.00 Roofing</b>								
Downspout & Gutter Replacement	\$ 13.00 / lf	5846 lf	\$ 75,998	23 Years	30 Years	2049	\$ 175,824	\$ 6,896.76
				30 Years		2079	\$ 501,677	\$ 15,503.19
Roof - Fibreglass Shingle Replacement (All new in 2023/2024)	\$ 9.25 / ft <sup>2</sup>	26030 ft <sup>2</sup>	\$ 240,778	23 Years	25 Years	2049	\$ 557,048	\$ 21,850.37
				25 Years		2074	\$ 1,334,587	\$ 50,127.61
<b>06.00 Mechanical</b>								
Interior Pipes Partial Replacement	\$ 25,000 ea	1	\$ 25,000	10 Years 40 Years	40 Years	2036 2076	\$ 36,720 \$ 148,603	\$ 3,247.90 \$ 3,356.71
<b>09.00 Electrical Systems</b>								
Electrical Planning Report	\$ 4,200 ea	1	\$ 4,200	2 Years	50 Years	2028	\$ 4,664	\$ 1,543.45
				50 Years		2078	\$ 26,773	\$ 471.42
Electrical System General Upgrades Allowance	\$ 10,000 ea	1	\$ 10,000	15 Years	50 Years	2041	\$ 17,492	\$ 1,050.36
				50 Years		2091	\$ 100,406	\$ 1,767.97

VIS2090 Model 3 - 2026 Reserve Study Expense Item Listing - Continued

Reserve Items	Unit Cost	No Units	Current Cost When New	Estimated Remaining Life	Expected Life When New	Fiscal Calendar Year	Estimated Future Cost	Raw Annual Payment
Exterior Lighting Upgrades (Newer) Allowance	\$ 7,500 ea	1	\$ 7,500	15 Years	25 Years	2041	\$ 13,119	\$ 787.77
				25 Years		2066	\$ 31,432	\$ 1,180.58
Exterior Lighting Upgrades (Older) Allowance	\$ 5,000 ea	1	\$ 5,000	0 Years	25 Years	2026	\$ 5,178	\$ 5,165.98
				25 Years		2051	\$ 12,405	\$ 465.94
						2076	\$ 29,721	\$ 1,116.32
<b>10.00 Services/Professional Fees</b>								
Depreciation Study Updates	\$ 4,032 ea	1	\$ 4,032	5 Years	5 Years	2031	\$ 4,973	\$ 816.58
						2036	\$ 5,922	\$ 1,169.94
						2041	\$ 7,053	\$ 1,393.33
						2046	\$ 8,400	\$ 1,659.37
						2051	\$ 10,004	\$ 1,976.22
						2056	\$ 11,914	\$ 2,353.56
Insurance Appraisal	\$ 1,313 ea	1	\$ 1,313	3 Years	3 Years	2029	\$ 1,509	\$ 373.67
						2032	\$ 1,676	\$ 554.70
						2035	\$ 1,862	\$ 616.01
						2038	\$ 2,067	\$ 684.11
						2041	\$ 2,296	\$ 759.73
						2044	\$ 2,550	\$ 843.71
						2047	\$ 2,832	\$ 936.97
						2050	\$ 3,145	\$ 1,040.55
						2053	\$ 3,492	\$ 1,155.57
	\$ 3,878	\$ 1,283.31						
<b>12.00 Site Improvements</b>								
Asphalt Curb Replacement	\$ 5.25 / lf	1730 lf	\$ 9,083	0 Years	40 Years	2026	\$ 9,406	\$ 9,384.00
				40 Years		2066	\$ 38,064	\$ 859.80
Asphalt Paving Crack Filling	\$ 5,000 ea	1	\$ 5,000	0 Years	5 Years	2026	\$ 5,178	\$ 5,165.98
						2031	\$ 6,167	\$ 1,218.21
						2036	\$ 7,344	\$ 1,450.81
						2041	\$ 8,746	\$ 1,727.84
						2046	\$ 10,416	\$ 2,057.75
						2051	\$ 12,405	\$ 2,450.67
	2056	\$ 14,774	\$ 2,918.61					
Asphalt Paving, 2" Scrape and Peel			\$ 210,392	15 Years	50 Years	2041	\$ 368,027	\$ 22,098.70
				50 Years		2091	\$ 2,112,464	\$ 37,196.69
Chainlink Fence - 5' Ht Replacement	\$ 47.08 / lf	875 lf	\$ 41,195	12 Years	40 Years	2038	\$ 64,887	\$ 4,831.92
				40 Years		2078	\$ 262,596	\$ 5,931.64

VIS2090 Model 3 - 2026 Reserve Study Expense Item Listing - Continued

Reserve Items	Unit Cost	No Units	Current Cost When New	Estimated Remaining Life	Expected Life When New	Fiscal Calendar Year	Estimated Future Cost	Raw Annual Payment
Chainlink Fence - With Inserts, 5' Ht. Replacement Allowance			\$ 14,835	12 Years	40 Years	2038	\$ 23,367	\$ 1,740.06
				40 Years		2078	\$ 94,565	\$ 2,136.08
Concrete Sidewalk Partial Upgrades Allowance	\$ 10,000 ea	1	\$ 10,000	2 Years	10 Years	2028	\$ 11,105	\$ 3,674.88
				10 Years		2038	\$ 15,751	\$ 1,536.41
						2048	\$ 22,341	\$ 2,179.16
						2058	\$ 31,687	\$ 3,090.79
Fence - Perimeter Fence Repairs / Upgrades Allowance	\$ 3,500 ea	1	\$ 3,500	0 Years	5 Years	2026	\$ 3,624	\$ 3,616.19
				5 Years		2031	\$ 4,317	\$ 852.74
						2036	\$ 5,141	\$ 1,015.57
						2041	\$ 6,122	\$ 1,209.48
						2046	\$ 7,291	\$ 1,440.43
						2051	\$ 8,684	\$ 1,715.47
Fence - Perimeter Fence, 4 ft Ht	\$ 50.00 / lf	356 lf	\$ 17,800	5 Years	20 Years	2031	\$ 21,953	\$ 3,604.95
				20 Years		2051	\$ 44,162	\$ 2,100.01
						2071	\$ 88,842	\$ 4,224.60
Fence - Perimeter Fence, 6 ft Ht	\$ 75.00 / lf	243 lf	\$ 18,225	5 Years	25 Years	2031	\$ 22,477	\$ 3,691.02
				25 Years		2056	\$ 53,851	\$ 2,022.65
Landscaping General Upgrades	\$ 10,000 ea	1	\$ 10,000	2 Years	10 Years	2028	\$ 11,105	\$ 3,674.88
				10 Years		2038	\$ 15,751	\$ 1,536.41
						2048	\$ 22,341	\$ 2,179.16
						2058	\$ 31,687	\$ 3,090.79
Painting - Parking Lines	\$ 3,500 ea	1	\$ 3,500	0 Years	5 Years	2026	\$ 3,624	\$ 3,616.19
				5 Years		2031	\$ 4,317	\$ 852.74
						2036	\$ 5,141	\$ 1,015.57
						2041	\$ 6,122	\$ 1,209.48
						2046	\$ 7,291	\$ 1,440.43
						2051	\$ 8,684	\$ 1,715.47
Signage Replacement / Upgrade Allowance	\$ 5,000 ea	1	\$ 5,000	5 Years	25 Years	2031	\$ 6,167	\$ 1,012.63
				25 Years		2056	\$ 14,774	\$ 554.91
Underground Service - Camera Inspection	\$ 3,500 ea	1	\$ 3,500	5 Years	5 Years	2031	\$ 4,317	\$ 708.84
						2036	\$ 5,141	\$ 1,015.57
						2041	\$ 6,122	\$ 1,209.48
						2046	\$ 7,291	\$ 1,440.43
						2051	\$ 8,684	\$ 1,715.47
	2056	\$ 10,342	\$ 2,043.02					

VIS2090 Model 3 - 2026 Reserve Study Expense Item Listing - Continued

<b>Reserve Items</b>	<b>Unit Cost</b>	<b>No Units</b>	<b>Current Cost When New</b>	<b>Estimated Remaining Life</b>	<b>Expected Life When New</b>	<b>Fiscal Calendar Year</b>	<b>Estimated Future Cost</b>	<b>Raw Annual Payment</b>
Underground Services - Water, Sewer & Storm and Perimeter Drain Partial Replacement	\$ 200 / lf	250 lf	\$ 50,000	14 Years	50 Years	2040	\$ 84,458	\$ 5,423.22
				50 Years		2090	\$ 484,788	\$ 8,536.25
Yard Lights Replacement	\$ 650 ea	4	\$ 2,600	2 Years	30 Years	2028	\$ 2,887	\$ 955.47
				30 Years		2058	\$ 8,239	\$ 254.60

Raw Annual Payments do not include earned interest, tax adjustments or payments made with initial reserves.

Months Remaining in Fiscal Calendar Year 2026: 12

Expected annual inflation: 3.50% Interest earned on reserve funds: 0.50% Initial Reserve: \$ 192,329

## Present Costs

Category	Item Name	No Units	Unit Cost	Present Cost	Net Present Value
03.00 Superstructure	Concrete Patio Crack Filling Allowance (Cracks noted at some patio)	1	\$ 2,500.00 ea	\$ 2,500.00	\$ 0.00
	Concrete Patio Partial Upgrades Allowance	10	\$ 2,000.00 ea	\$ 20,000.00	\$ 5,600.00
	Concrete Patio Partial Upgrades Allowance	10	\$ 2,000.00 ea	\$ 20,000.00	\$ 6,400.00
	Concrete Patio Partial Upgrades Allowance	10	\$ 2,000.00 ea	\$ 20,000.00	\$ 7,200.00
	Concrete Patio Partial Upgrades Allowance	11	\$ 2,000.00 ea	\$ 22,000.00	\$ 8,800.00
	Concrete Patio Partial Upgrades Allowance	11	\$ 2,000.00 ea	\$ 22,000.00	\$ 9,680.00
	Deck Privacy / Guard Wall Upgrades	2	\$ 4,000.00 ea	\$ 8,000.00	\$ 0.00
	Deck Privacy / Guard Wall Upgrades	2	\$ 4,000.00 ea	\$ 8,000.00	\$ 1,142.86
	Deck Privacy / Guard Wall Upgrades	2	\$ 4,000.00 ea	\$ 8,000.00	\$ 2,285.71
	Deck Privacy / Guard Wall Upgrades	2	\$ 4,000.00 ea	\$ 8,000.00	\$ 3,428.57
	Decks Vinyl Membrane (Unit 25 Only)	1	\$ 3,000.00 ea	\$ 3,000.00	\$ 0.00
	Decks Vinyl Membrane (All but Unit 25 completed in 2023/2024)	7	\$ 3,000.00 ea	\$ 21,000.00	\$ 19,950.00
	Exterior Stairs Periodic Repairs / Upgrades Allowance	2	\$ 2,500.00 ea	\$ 5,000.00	\$ 0.00
	Exterior Stairs General Upgrades	6	\$ 7,500.00 ea	\$ 45,000.00	\$ 5,625.00
Upper Floor Walkways Vinyl Membrane	4	\$ 5,000.00 ea	\$ 20,000.00	\$ 0.00	
03.00 Superstructure Sub Total =				\$ 232,500.00	\$ 70,112.14
04.00 Exterior Closure	Doors - Deck / Patio Sliding Doors	13	\$ 3,500.00 ea	\$ 45,500.00	\$ 11,375.00
	Doors - Deck / Patio Sliding Doors	13	\$ 3,500.00 ea	\$ 45,500.00	\$ 13,650.00
	Doors - Deck / Patio Sliding Doors	13	\$ 3,500.00 ea	\$ 45,500.00	\$ 15,925.00
	Doors - Deck / Patio Sliding Doors	13	\$ 3,500.00 ea	\$ 45,500.00	\$ 18,200.00
	Doors - Storage and Electrical Shed Doors Painting	6	\$ 250.00 ea	\$ 1,500.00	\$ 0.00
	Doors - Storage and Electrical Shed Doors Replacement	6	\$ 750.00 ea	\$ 4,500.00	\$ 1,000.00
	Doors - Unit Front Entry Doors Painting	52	\$ 300.00 ea	\$ 15,600.00	\$ 0.00
	Doors - Unit Front Entry Doors Replacement	52	\$ 1,000.00 ea	\$ 52,000.00	\$ 9,100.00

Present Costs - Continued

Category	Item Name	No Units	Unit Cost	Present Cost	Net Present Value
04.00 Exterior Closure	Exterior Stucco Wall Painting	30078 ft <sup>2</sup>	\$ 5.25 / ft <sup>2</sup>	\$ 157,909.50	\$ 55,268.32
	Exterior Wall Immediate Minor Upgrades	1	\$ 20,000.00 ea	\$ 20,000.00	\$ 0.00
	Exterior Wall Unexpected Repairs / Upgrades Allowance	52	\$ 5,000.00 ea	\$ 260,000.00	\$ 78,000.00
	Fascia Board & Trim Painting	52	\$ 250.00 ea	\$ 13,000.00	\$ 2,600.00
	Sealant of Windows, Doors & Weather Stripping	52	\$ 150.00 ea	\$ 7,800.00	\$ 2,600.00
	Window Glass 5% Partial Replacement	99 ft <sup>2</sup>	\$ 110.00 / ft <sup>2</sup>	\$ 10,890.00	\$ 1,555.71
	Window Glass 5% Partial Replacement	99 ft <sup>2</sup>	\$ 110.00 / ft <sup>2</sup>	\$ 10,890.00	\$ 3,111.43
	Window Glass 5% Partial Replacement	99 ft <sup>2</sup>	\$ 110.00 / ft <sup>2</sup>	\$ 10,890.00	\$ 4,667.14
	Window Glass 10% Partial Replacement	198 ft <sup>2</sup>	\$ 110.00 / ft <sup>2</sup>	\$ 21,780.00	\$ 12,445.71
	Window Glass 10% Partial Replacement	198 ft <sup>2</sup>	\$ 110.00 / ft <sup>2</sup>	\$ 21,780.00	\$ 15,557.14
	Window Glass 15% Partial Replacement	297 ft <sup>2</sup>	\$ 110.00 / ft <sup>2</sup>	\$ 32,670.00	\$ 28,002.86
04.00 Exterior Closure Sub Total =				\$ 823,209.50	\$ 273,058.33
05.00 Roofing	Downspout & Gutter Replacement	5846 lf	\$ 13.00 / lf	\$ 75,998.00	\$ 58,265.13
	Roof - Fibreglass Shingle Replacement (All new in 2023/2024)	26030 ft <sup>2</sup>	\$ 9.25 / ft <sup>2</sup>	\$ 240,777.50	\$ 221,515.30
05.00 Roofing Sub Total =				\$ 316,775.50	\$ 279,780.43
06.00 Mechanical	Interior Pipes Partial Replacement	1	\$ 25,000.00 ea	\$ 25,000.00	\$ 6,250.00
09.00 Electrical Systems	Electrical Planning Report	1	\$ 4,200.00 ea	\$ 4,200.00	\$ 168.00
	Electrical System General Upgrades Allowance	1	\$ 10,000.00 ea	\$ 10,000.00	\$ 3,000.00
	Exterior Lighting Upgrades (Newer) Allowance	1	\$ 7,500.00 ea	\$ 7,500.00	\$ 4,500.00
	Exterior Lighting Upgrades (Older) Allowance	1	\$ 5,000.00 ea	\$ 5,000.00	\$ 0.00
09.00 Electrical Systems Sub Total =				\$ 26,700.00	\$ 7,668.00
10.00 Services/Professional Fees	Depreciation Study Updates	1	\$ 4,032.00 ea	\$ 4,032.00	\$ 4,032.00
	Insurance Appraisal	1	\$ 1,312.50 ea	\$ 1,312.50	\$ 1,312.50
10.00 Services/Professional Fees Sub Total =				\$ 5,344.50	\$ 5,344.50
12.00 Site Improvements	Asphalt Curb Replacement	1730 lf	\$ 5.25 / lf	\$ 9,082.50	\$ 0.00
	Asphalt Paving Crack Filling	1	\$ 5,000.00 ea	\$ 5,000.00	\$ 0.00

Prepared by Pacific Rim Appraisals

Present Costs - Continued

Category	Item Name	No Units	Unit Cost	Present Cost	Net Present Value
12.00 Site Improvements	Asphalt Paving, 2" Scrape and Peel			\$ 210,392.00	\$ 63,117.60
	Chainlink Fence - 5' Ht Replacement	875 lf	\$ 47.08 / lf	\$ 41,195.00	\$ 12,358.50
	Chainlink Fence - With Inserts, 5' Ht. Replacement Allowance			\$ 14,835.00	\$ 4,450.50
	Concrete Sidewalk Partial Upgrades Allowance	1	\$ 10,000.00 ea	\$ 10,000.00	\$ 2,000.00
	Fence - Perimeter Fence Repairs / Upgrades Allowance	1	\$ 3,500.00 ea	\$ 3,500.00	\$ 0.00
	Fence - Perimeter Fence, 4 ft Ht	356 lf	\$ 50.00 / lf	\$ 17,800.00	\$ 4,450.00
	Fence - Perimeter Fence, 6 ft Ht	243 lf	\$ 75.00 / lf	\$ 18,225.00	\$ 3,645.00
	Landscaping General Upgrades	1	\$ 10,000.00 ea	\$ 10,000.00	\$ 2,000.00
	Painting - Parking Lines	1	\$ 3,500.00 ea	\$ 3,500.00	\$ 0.00
	Signage Replacement / Upgrade Allowance	1	\$ 5,000.00 ea	\$ 5,000.00	\$ 1,000.00
	Underground Service - Camera Inspection	1	\$ 3,500.00 ea	\$ 3,500.00	\$ 3,500.00
	Underground Services - Water, Sewer & Storm and Perimeter Drain Partial Replacement	250 lf	\$ 200.00 / lf	\$ 50,000.00	\$ 14,000.00
	Yard Lights Replacement	4	\$ 650.00 ea	\$ 2,600.00	\$ 173.33
	12.00 Site Improvements Sub Total =				\$ 404,629.50
Totals =				\$ 1,834,159.00	\$ 752,908.31

**VIS2090 Model 3 - 2026 Funding Study - Depreciation by Item and by Fiscal Calendar Year**

Item Description	FY 2026	FY 2027	FY 2028	FY 2029	FY 2030	FY 2031	FY 2032	FY 2033
<b>03.00 Superstructure</b>								
Concrete Patio Crack Filling Allowance (Cracks noted at some patio)	\$ 2,589	\$ 179	\$ 370	\$ 575	\$ 794	\$ 1,028	\$ 1,277	\$ 1,543
Concrete Patio Partial Upgrades Allowance	\$ 15,026	\$ 15,981	\$ 16,985	\$ 18,040	\$ 19,148	\$ 20,313	\$ 21,537	\$ 22,821
Concrete Patio Partial Upgrades Allowance	\$ 14,214	\$ 15,140	\$ 16,114	\$ 17,138	\$ 18,214	\$ 19,346	\$ 20,535	\$ 21,784
Concrete Patio Partial Upgrades Allowance	\$ 13,401	\$ 14,299	\$ 15,243	\$ 16,236	\$ 17,280	\$ 18,379	\$ 19,533	\$ 20,747
Concrete Patio Partial Upgrades Allowance	\$ 13,848	\$ 14,803	\$ 15,809	\$ 16,867	\$ 17,981	\$ 19,152	\$ 20,385	\$ 21,680
Concrete Patio Partial Upgrades Allowance	\$ 12,955	\$ 13,878	\$ 14,851	\$ 15,875	\$ 16,953	\$ 18,088	\$ 19,283	\$ 20,539
Deck Privacy / Guard Wall Upgrades	\$ 8,285	\$ 245	\$ 508	\$ 789	\$ 1,089	\$ 1,409	\$ 1,752	\$ 2,116
Deck Privacy / Guard Wall Upgrades	\$ 7,134	\$ 7,626	\$ 8,144	\$ 8,689	\$ 9,263	\$ 9,866	\$ 292	\$ 605
Deck Privacy / Guard Wall Upgrades	\$ 5,983	\$ 6,434	\$ 6,910	\$ 7,411	\$ 7,940	\$ 8,496	\$ 9,082	\$ 9,699
Deck Privacy / Guard Wall Upgrades	\$ 4,833	\$ 5,243	\$ 5,676	\$ 6,134	\$ 6,616	\$ 7,126	\$ 7,663	\$ 8,229
Decks Vinyl Membrane (Unit 25 Only)	\$ 3,107	\$ 161	\$ 333	\$ 518	\$ 715	\$ 925	\$ 1,149	\$ 1,389
Decks Vinyl Membrane (All but Unit 25 completed in 2023/2024)	\$ 2,071	\$ 3,217	\$ 4,442	\$ 5,750	\$ 7,146	\$ 8,633	\$ 10,217	\$ 11,903
Exterior Stairs Periodic Repairs / Upgrades Allowance	\$ 5,178	\$ 268	\$ 555	\$ 863	\$ 1,191	\$ 1,542	\$ 1,916	\$ 2,315
Exterior Stairs General Upgrades	\$ 40,918	\$ 43,550	\$ 46,318	\$ 49,227	\$ 52,285	\$ 55,499	\$ 1,437	\$ 2,976
Upper Floor Walkways Vinyl Membrane	\$ 20,711	\$ 858	\$ 1,777	\$ 2,760	\$ 3,811	\$ 4,933	\$ 6,130	\$ 7,407
<b>03.00 Superstructure Depreciation Subtotal :</b>	<b>\$ 170,253</b>	<b>\$ 141,882</b>	<b>\$ 154,035</b>	<b>\$ 166,872</b>	<b>\$ 180,426</b>	<b>\$ 194,735</b>	<b>\$ 142,188</b>	<b>\$ 155,753</b>
<b>04.00 Exterior Closure</b>								
Doors - Deck / Patio Sliding Doors	\$ 35,626	\$ 38,083	\$ 40,670	\$ 43,393	\$ 46,258	\$ 49,272	\$ 52,442	\$ 55,775
Doors - Deck / Patio Sliding Doors	\$ 33,328	\$ 35,703	\$ 38,205	\$ 40,840	\$ 43,615	\$ 46,535	\$ 49,607	\$ 52,839

**VIS2090 Model 3 - 2026 - Depreciation Report by Fiscal Calendar Year - Continued**

Item Description	FY 2026	FY 2027	FY 2028	FY 2029	FY 2030	FY 2031	FY 2032	FY 2033
Doors - Deck / Patio Sliding Doors	\$ 31,029	\$ 33,323	\$ 35,740	\$ 38,288	\$ 40,971	\$ 43,797	\$ 46,772	\$ 49,904
Doors - Deck / Patio Sliding Doors	\$ 28,731	\$ 30,943	\$ 33,276	\$ 35,735	\$ 38,328	\$ 41,060	\$ 43,938	\$ 46,968
Doors - Storage and Electrical Shed Doors Painting	\$ 1,553	\$ 107	\$ 222	\$ 345	\$ 476	\$ 617	\$ 766	\$ 926
Doors - Storage and Electrical Shed Doors Replacement	\$ 3,647	\$ 3,882	\$ 4,128	\$ 4,388	\$ 4,660	\$ 4,947	\$ 5,247	\$ 5,564
Doors - Unit Front Entry Doors Painting	\$ 16,155	\$ 1,115	\$ 2,310	\$ 3,588	\$ 4,954	\$ 6,413	\$ 7,970	\$ 9,628
Doors - Unit Front Entry Doors Replacement	\$ 44,656	\$ 47,604	\$ 50,706	\$ 53,968	\$ 57,398	\$ 61,003	\$ 64,793	\$ 68,775
Exterior Stucco Wall Painting	\$ 109,017	\$ 120,959	\$ 133,611	\$ 147,011	\$ 161,195	\$ 176,202	\$ 192,073	\$ 208,850
Exterior Wall Immediate Minor Upgrades	\$ 20,711							
Exterior Wall Unexpected Repairs / Upgrades Allowance	\$ 190,057	\$ 202,284	\$ 215,140	\$ 228,655	\$ 242,859	\$ 257,784	\$ 273,464	\$ 289,933
Fascia Board & Trim Painting	\$ 11,015	\$ 12,674	\$ 14,437	\$ 1,495	\$ 3,096	\$ 4,810	\$ 6,641	\$ 8,597
Sealant of Windows, Doors & Weather Stripping	\$ 5,553	\$ 6,274	\$ 7,038	\$ 7,849	\$ 8,709	\$ 9,620	\$ 664	\$ 1,375
Window Glass 5% Partial Replacement	\$ 9,711	\$ 10,381	\$ 11,086	\$ 11,828	\$ 12,609	\$ 13,431	\$ 397	\$ 823
Window Glass 5% Partial Replacement	\$ 8,145	\$ 8,759	\$ 9,406	\$ 10,089	\$ 10,808	\$ 11,565	\$ 12,363	\$ 13,203
Window Glass 5% Partial Replacement	\$ 6,578	\$ 7,137	\$ 7,727	\$ 8,349	\$ 9,007	\$ 9,700	\$ 10,431	\$ 11,202
Window Glass 10% Partial Replacement	\$ 10,024	\$ 11,030	\$ 12,094	\$ 13,220	\$ 14,410	\$ 15,669	\$ 16,999	\$ 18,404
Window Glass 10% Partial Replacement	\$ 6,892	\$ 7,786	\$ 8,734	\$ 9,741	\$ 10,808	\$ 11,938	\$ 13,136	\$ 14,403
Window Glass 15% Partial Replacement	\$ 5,639	\$ 6,812	\$ 8,063	\$ 9,393	\$ 10,808	\$ 12,311	\$ 13,908	\$ 15,603
<b>04.00 Exterior Closure Depreciation Subtotal :</b>	<b>\$ 578,067</b>	<b>\$ 584,856</b>	<b>\$ 632,593</b>	<b>\$ 668,175</b>	<b>\$ 720,969</b>	<b>\$ 776,674</b>	<b>\$ 811,611</b>	<b>\$ 872,772</b>
<b>05.00 Roofing</b>								
Downspout & Gutter Replacement	\$ 20,310	\$ 23,661	\$ 27,225	\$ 31,013	\$ 35,036	\$ 39,305	\$ 43,834	\$ 48,636
Roof - Fibreglass Shingle Replacement (All new in 2023/2024)	\$ 28,770	\$ 39,725	\$ 51,422	\$ 63,901	\$ 77,203	\$ 91,370	\$ 106,447	\$ 122,481
<b>05.00 Roofing Depreciation Subtotal :</b>	<b>\$ 49,080</b>	<b>\$ 63,386</b>	<b>\$ 78,647</b>	<b>\$ 94,914</b>	<b>\$ 112,239</b>	<b>\$ 130,675</b>	<b>\$ 150,281</b>	<b>\$ 171,117</b>

VIS2090 Model 3 - 2026 - Depreciation Report by Fiscal Calendar Year - Continued

Item Description	FY 2026	FY 2027	FY 2028	FY 2029	FY 2030	FY 2031	FY 2032	FY 2033
<b>06.00 Mechanical</b>								
Interior Pipes Partial Replacement	\$ 19,575	\$ 20,925	\$ 22,346	\$ 23,842	\$ 25,416	\$ 27,072	\$ 28,814	\$ 30,645
<b>09.00 Electrical Systems</b>								
Electrical Planning Report	\$ 4,179	\$ 4,416	\$ 4,664	\$ 97	\$ 200	\$ 311	\$ 429	\$ 555
Electrical System General Upgrades Allowance	\$ 7,310	\$ 7,780	\$ 8,275	\$ 8,794	\$ 9,341	\$ 9,915	\$ 10,518	\$ 11,151
Exterior Lighting Upgrades (Newer) Allowance	\$ 3,286	\$ 3,712	\$ 4,165	\$ 4,644	\$ 5,153	\$ 5,692	\$ 6,263	\$ 6,867
Exterior Lighting Upgrades (Older) Allowance	\$ 5,178	\$ 214	\$ 444	\$ 690	\$ 953	\$ 1,233	\$ 1,533	\$ 1,852
<b>09.00 Electrical Systems Depreciation Subtotal :</b>	<b>\$ 19,953</b>	<b>\$ 16,122</b>	<b>\$ 17,548</b>	<b>\$ 14,225</b>	<b>\$ 15,647</b>	<b>\$ 17,151</b>	<b>\$ 18,743</b>	<b>\$ 20,425</b>
<b>10.00 Services/Professional Fees</b>								
Depreciation Study Updates	\$ 696	\$ 1,441	\$ 2,239	\$ 3,091	\$ 4,002	\$ 4,973	\$ 1,030	\$ 2,133
Insurance Appraisal	\$ 340	\$ 704	\$ 1,093	\$ 1,509	\$ 521	\$ 1,079	\$ 1,676	\$ 579
<b>10.00 Services/Professional Fees Depreciation Subtotal :</b>	<b>\$ 1,036</b>	<b>\$ 2,145</b>	<b>\$ 3,332</b>	<b>\$ 4,600</b>	<b>\$ 4,523</b>	<b>\$ 6,052</b>	<b>\$ 2,706</b>	<b>\$ 2,712</b>
<b>12.00 Site Improvements</b>								
Asphalt Curb Replacement	\$ 9,406	\$ 244	\$ 504	\$ 783	\$ 1,082	\$ 1,400	\$ 1,740	\$ 2,102
Asphalt Paving Crack Filling	\$ 5,178	\$ 1,072	\$ 2,221	\$ 3,450	\$ 4,764	\$ 6,167	\$ 1,277	\$ 2,645
Asphalt Paving, 2" Scrape and Peel	\$ 153,794	\$ 163,688	\$ 174,091	\$ 185,028	\$ 196,521	\$ 208,599	\$ 221,287	\$ 234,613
Chainlink Fence - 5' Ht Replacement	\$ 30,174	\$ 32,325	\$ 34,591	\$ 36,976	\$ 39,488	\$ 42,132	\$ 44,913	\$ 47,840
Chainlink Fence - With Inserts, 5' Ht. Replacement Allowance	\$ 10,866	\$ 11,641	\$ 12,457	\$ 13,316	\$ 14,220	\$ 15,172	\$ 16,174	\$ 17,228
Concrete Sidewalk Partial Upgrades Allowance	\$ 8,473	\$ 9,749	\$ 11,105	\$ 1,150	\$ 2,382	\$ 3,700	\$ 5,109	\$ 6,613

**VIS2090 Model 3 - 2026 - Depreciation Report by Fiscal Calendar Year - Continued**

Item Description	FY 2026	FY 2027	FY 2028	FY 2029	FY 2030	FY 2031	FY 2032	FY 2033
Fence - Perimeter Fence Repairs / Upgrades Allowance	\$ 3,624	\$ 751	\$ 1,555	\$ 2,415	\$ 3,335	\$ 4,317	\$ 894	\$ 1,852
Fence - Perimeter Fence, 4 ft Ht	\$ 14,044	\$ 15,453	\$ 16,944	\$ 18,521	\$ 20,189	\$ 21,953	\$ 1,137	\$ 2,354
Fence - Perimeter Fence, 6 ft Ht	\$ 15,244	\$ 16,538	\$ 17,904	\$ 19,347	\$ 20,870	\$ 22,477	\$ 931	\$ 1,928
Landscaping General Upgrades	\$ 8,473	\$ 9,749	\$ 11,105	\$ 1,150	\$ 2,382	\$ 3,700	\$ 5,109	\$ 6,613
Painting - Parking Lines	\$ 3,624	\$ 751	\$ 1,555	\$ 2,415	\$ 3,335	\$ 4,317	\$ 894	\$ 1,852
Signage Replacement / Upgrade Allowance	\$ 4,182	\$ 4,537	\$ 4,912	\$ 5,308	\$ 5,726	\$ 6,167	\$ 255	\$ 529
Underground Service - Camera Inspection	\$ 604	\$ 1,251	\$ 1,943	\$ 2,683	\$ 3,474	\$ 4,317	\$ 894	\$ 1,852
Underground Services - Water, Sewer & Storm and Perimeter Drain Partial Replacement	\$ 37,565	\$ 39,952	\$ 42,462	\$ 45,100	\$ 47,871	\$ 50,783	\$ 53,841	\$ 57,053
Yard Lights Replacement	\$ 2,519	\$ 2,698	\$ 2,887	\$ 100	\$ 206	\$ 321	\$ 443	\$ 573
<b>12.00 Site Improvements Depreciation Subtotal :</b>	<b>\$ 307,770</b>	<b>\$ 310,399</b>	<b>\$ 336,236</b>	<b>\$ 337,742</b>	<b>\$ 365,845</b>	<b>\$ 395,522</b>	<b>\$ 354,898</b>	<b>\$ 385,647</b>
<b>Total Depreciation :</b>	<b>\$ 1,145,732</b>	<b>\$ 1,139,712</b>	<b>\$ 1,244,738</b>	<b>\$ 1,310,371</b>	<b>\$ 1,425,065</b>	<b>\$ 1,547,879</b>	<b>\$ 1,509,241</b>	<b>\$ 1,639,069</b>

**VIS2090 Model 3 - 2026 - Depreciation Report by Fiscal Calendar Year - Continued**

Item Description	FY 2034	FY 2035	FY 2036	FY 2037	FY 2038	FY 2039	FY 2040	FY 2041
<b>03.00 Superstructure</b>								
Concrete Patio Crack Filling Allowance (Cracks noted at some patio)	\$ 1,826	\$ 2,128	\$ 2,448	\$ 2,789	\$ 3,150	\$ 3,534	\$ 3,941	\$ 4,373
Concrete Patio Partial Upgrades Allowance	\$ 24,170	\$ 25,586	\$ 27,072	\$ 28,631	\$ 30,267	\$ 31,983	\$ 33,783	\$ 700
Concrete Patio Partial Upgrades Allowance	\$ 23,096	\$ 24,473	\$ 25,920	\$ 27,438	\$ 29,032	\$ 30,704	\$ 32,459	\$ 34,299
Concrete Patio Partial Upgrades Allowance	\$ 22,022	\$ 23,361	\$ 24,768	\$ 26,245	\$ 27,796	\$ 29,425	\$ 31,134	\$ 32,927
Concrete Patio Partial Upgrades Allowance	\$ 23,042	\$ 24,473	\$ 25,977	\$ 27,558	\$ 29,217	\$ 30,960	\$ 32,790	\$ 34,711
Concrete Patio Partial Upgrades Allowance	\$ 21,860	\$ 23,250	\$ 24,710	\$ 26,245	\$ 27,858	\$ 29,553	\$ 31,332	\$ 33,201
Deck Privacy / Guard Wall Upgrades	\$ 2,504	\$ 2,918	\$ 3,357	\$ 3,824	\$ 4,320	\$ 4,847	\$ 5,405	\$ 5,997
Deck Privacy / Guard Wall Upgrades	\$ 939	\$ 1,297	\$ 1,679	\$ 2,086	\$ 2,520	\$ 2,983	\$ 3,475	\$ 3,998
Deck Privacy / Guard Wall Upgrades	\$ 10,348	\$ 11,032	\$ 11,750	\$ 348	\$ 720	\$ 1,119	\$ 1,544	\$ 1,999
Deck Privacy / Guard Wall Upgrades	\$ 8,827	\$ 9,456	\$ 10,118	\$ 10,816	\$ 11,551	\$ 12,324	\$ 13,138	\$ 13,994
Decks Vinyl Membrane (Unit 25 Only)	\$ 1,644	\$ 1,915	\$ 2,203	\$ 2,510	\$ 2,835	\$ 3,181	\$ 3,547	\$ 3,936
Decks Vinyl Membrane (All but Unit 25 completed in 2023/2024)	\$ 13,696	\$ 15,602	\$ 17,625	\$ 19,773	\$ 22,052	\$ 24,467	\$ 27,027	\$ 29,737
Exterior Stairs Periodic Repairs / Upgrades Allowance	\$ 2,739	\$ 3,191	\$ 3,672	\$ 4,183	\$ 4,725	\$ 5,301	\$ 5,912	\$ 6,560
Exterior Stairs General Upgrades	\$ 4,623	\$ 6,383	\$ 8,262	\$ 10,267	\$ 12,404	\$ 14,680	\$ 17,103	\$ 19,679
Upper Floor Walkways Vinyl Membrane	\$ 8,766	\$ 10,212	\$ 11,750	\$ 13,385	\$ 15,121	\$ 16,964	\$ 18,919	\$ 20,991
<b>03.00 Superstructure Depreciation Subtotal :</b>	<b>\$ 170,102</b>	<b>\$ 185,277</b>	<b>\$ 201,311</b>	<b>\$ 206,098</b>	<b>\$ 223,568</b>	<b>\$ 242,025</b>	<b>\$ 261,509</b>	<b>\$ 247,102</b>
<b>04.00 Exterior Closure</b>								
Doors - Deck / Patio Sliding Doors	\$ 59,278	\$ 62,961	\$ 66,830	\$ 1,730	\$ 3,583	\$ 5,566	\$ 7,686	\$ 9,949
Doors - Deck / Patio Sliding Doors	\$ 56,238	\$ 59,813	\$ 63,570	\$ 67,519	\$ 71,668	\$ 1,855	\$ 3,843	\$ 5,969

**VIS2090 Model 3 - 2026 - Depreciation Report by Fiscal Calendar Year - Continued**

Item Description	FY 2034	FY 2035	FY 2036	FY 2037	FY 2038	FY 2039	FY 2040	FY 2041
Doors - Deck / Patio Sliding Doors	\$ 53,198	\$ 56,665	\$ 60,310	\$ 64,143	\$ 68,172	\$ 72,407	\$ 76,857	\$ 1,990
Doors - Deck / Patio Sliding Doors	\$ 50,159	\$ 53,517	\$ 57,050	\$ 60,767	\$ 64,676	\$ 68,787	\$ 73,108	\$ 77,649
Doors - Storage and Electrical Shed Doors Painting	\$ 1,096	\$ 1,277	\$ 1,469	\$ 1,673	\$ 1,890	\$ 2,120	\$ 2,365	\$ 2,624
Doors - Storage and Electrical Shed Doors Replacement	\$ 5,895	\$ 6,244	\$ 6,610	\$ 152	\$ 315	\$ 489	\$ 676	\$ 875
Doors - Unit Front Entry Doors Painting	\$ 11,395	\$ 13,276	\$ 15,275	\$ 17,401	\$ 19,658	\$ 22,053	\$ 24,594	\$ 27,288
Doors - Unit Front Entry Doors Replacement	\$ 1,781	\$ 3,688	\$ 5,728	\$ 7,909	\$ 10,238	\$ 12,723	\$ 15,371	\$ 18,192
Exterior Stucco Wall Painting	\$ 10,814	\$ 22,397	\$ 34,790	\$ 48,037	\$ 62,182	\$ 77,272	\$ 93,357	\$ 110,489
Exterior Wall Immediate Minor Upgrades								
Exterior Wall Unexpected Repairs / Upgrades Allowance	\$ 307,227	\$ 325,385	\$ 344,446	\$ 364,451	\$ 385,444	\$ 407,468	\$ 430,572	\$ 454,804
Fascia Board & Trim Painting	\$ 10,683	\$ 12,907	\$ 15,275	\$ 17,796	\$ 20,477	\$ 2,120	\$ 4,392	\$ 6,822
Sealant of Windows, Doors & Weather Stripping	\$ 2,137	\$ 2,950	\$ 3,819	\$ 4,746	\$ 5,733	\$ 6,786	\$ 7,905	\$ 9,096
Window Glass 5% Partial Replacement	\$ 1,278	\$ 1,765	\$ 2,285	\$ 2,840	\$ 3,431	\$ 4,060	\$ 4,730	\$ 5,443
Window Glass 5% Partial Replacement	\$ 14,087	\$ 15,017	\$ 15,995	\$ 473	\$ 980	\$ 1,523	\$ 2,102	\$ 2,721
Window Glass 5% Partial Replacement	\$ 12,015	\$ 12,871	\$ 13,774	\$ 14,724	\$ 15,724	\$ 16,776	\$ 17,884	\$ 19,049
Window Glass 10% Partial Replacement	\$ 19,887	\$ 21,452	\$ 23,104	\$ 24,846	\$ 26,683	\$ 28,619	\$ 30,658	\$ 32,807
Window Glass 10% Partial Replacement	\$ 15,744	\$ 17,162	\$ 18,661	\$ 20,245	\$ 21,918	\$ 23,684	\$ 25,549	\$ 27,516
Window Glass 15% Partial Replacement	\$ 17,401	\$ 19,307	\$ 21,327	\$ 23,466	\$ 25,730	\$ 28,125	\$ 30,658	\$ 33,336
<b>04.00 Exterior Closure Depreciation Subtotal :</b>	<b>\$ 650,313</b>	<b>\$ 708,654</b>	<b>\$ 770,318</b>	<b>\$ 742,918</b>	<b>\$ 808,502</b>	<b>\$ 782,433</b>	<b>\$ 852,307</b>	<b>\$ 846,619</b>
<b>05.00 Roofing</b>								
Downspout & Gutter Replacement	\$ 53,723	\$ 59,111	\$ 64,815	\$ 70,849	\$ 77,230	\$ 83,976	\$ 91,104	\$ 98,632
Roof - Fibreglass Shingle Replacement (All new in 2023/2024)	\$ 139,521	\$ 157,618	\$ 176,826	\$ 197,201	\$ 218,801	\$ 241,689	\$ 265,928	\$ 291,586
<b>05.00 Roofing Depreciation Subtotal :</b>	<b>\$ 193,244</b>	<b>\$ 216,729</b>	<b>\$ 241,641</b>	<b>\$ 268,050</b>	<b>\$ 296,031</b>	<b>\$ 325,665</b>	<b>\$ 357,032</b>	<b>\$ 390,218</b>

VIS2090 Model 3 - 2026 - Depreciation Report by Fiscal Calendar Year - Continued

Item Description	FY 2034	FY 2035	FY 2036	FY 2037	FY 2038	FY 2039	FY 2040	FY 2041
<b>06.00 Mechanical</b>								
Interior Pipes Partial Replacement	\$ 32,570	\$ 34,594	\$ 36,720	\$ 951	\$ 1,969	\$ 3,058	\$ 4,223	\$ 5,466
<b>09.00 Electrical Systems</b>								
Electrical Planning Report	\$ 690	\$ 834	\$ 987	\$ 1,150	\$ 1,323	\$ 1,507	\$ 1,703	\$ 1,910
Electrical System General Upgrades Allowance	\$ 11,816	\$ 12,515	\$ 13,248	\$ 14,017	\$ 14,825	\$ 15,672	\$ 16,560	\$ 17,492
Exterior Lighting Upgrades (Newer) Allowance	\$ 7,507	\$ 8,183	\$ 8,897	\$ 9,653	\$ 10,450	\$ 11,293	\$ 12,181	\$ 13,119
Exterior Lighting Upgrades (Older) Allowance	\$ 2,191	\$ 2,553	\$ 2,938	\$ 3,346	\$ 3,780	\$ 4,241	\$ 4,730	\$ 5,248
<b>09.00 Electrical Systems Depreciation Subtotal :</b>	<b>\$ 22,204</b>	<b>\$ 24,085</b>	<b>\$ 26,070</b>	<b>\$ 28,166</b>	<b>\$ 30,378</b>	<b>\$ 32,713</b>	<b>\$ 35,174</b>	<b>\$ 37,769</b>
<b>10.00 Services/Professional Fees</b>								
Depreciation Study Updates	\$ 3,313	\$ 4,575	\$ 5,922	\$ 1,227	\$ 2,540	\$ 3,946	\$ 5,449	\$ 7,053
Insurance Appraisal	\$ 1,198	\$ 1,862	\$ 643	\$ 1,331	\$ 2,067	\$ 714	\$ 1,478	\$ 2,296
<b>10.00 Services/Professional Fees Depreciation Subtotal :</b>	<b>\$ 4,511</b>	<b>\$ 6,437</b>	<b>\$ 6,565</b>	<b>\$ 2,558</b>	<b>\$ 4,607</b>	<b>\$ 4,660</b>	<b>\$ 6,927</b>	<b>\$ 9,349</b>
<b>12.00 Site Improvements</b>								
Asphalt Curb Replacement	\$ 2,488	\$ 2,898	\$ 3,335	\$ 3,799	\$ 4,292	\$ 4,815	\$ 5,370	\$ 5,958
Asphalt Paving Crack Filling	\$ 4,109	\$ 5,673	\$ 7,344	\$ 1,521	\$ 3,150	\$ 4,893	\$ 6,757	\$ 8,746
Asphalt Paving, 2" Scrape and Peel	\$ 248,608	\$ 263,302	\$ 278,726	\$ 294,914	\$ 311,901	\$ 329,723	\$ 348,419	\$ 368,027
Chainlink Fence - 5' Ht Replacement	\$ 50,917	\$ 54,153	\$ 57,555	\$ 61,131	\$ 64,887	\$ 1,680	\$ 3,479	\$ 5,405
Chainlink Fence - With Inserts, 5' Ht. Replacement Allowance	\$ 18,336	\$ 19,502	\$ 20,727	\$ 22,014	\$ 23,367	\$ 605	\$ 1,253	\$ 1,946
Concrete Sidewalk Partial Upgrades Allowance	\$ 8,218	\$ 9,928	\$ 11,750	\$ 13,689	\$ 15,751	\$ 1,631	\$ 3,378	\$ 5,248

**VIS2090 Model 3 - 2026 - Depreciation Report by Fiscal Calendar Year - Continued**

<b>Item Description</b>	<b>FY 2034</b>	<b>FY 2035</b>	<b>FY 2036</b>	<b>FY 2037</b>	<b>FY 2038</b>	<b>FY 2039</b>	<b>FY 2040</b>	<b>FY 2041</b>
Fence - Perimeter Fence Repairs / Upgrades Allowance	\$ 2,876	\$ 3,971	\$ 5,141	\$ 1,065	\$ 2,205	\$ 3,425	\$ 4,730	\$ 6,122
Fence - Perimeter Fence, 4 ft Ht	\$ 3,657	\$ 5,049	\$ 6,536	\$ 8,122	\$ 9,813	\$ 11,614	\$ 13,530	\$ 15,568
Fence - Perimeter Fence, 6 ft Ht	\$ 2,995	\$ 4,136	\$ 5,354	\$ 6,653	\$ 8,038	\$ 9,513	\$ 11,083	\$ 12,752
Landscaping General Upgrades	\$ 8,218	\$ 9,928	\$ 11,750	\$ 13,689	\$ 15,751	\$ 1,631	\$ 3,378	\$ 5,248
Painting - Parking Lines	\$ 2,876	\$ 3,971	\$ 5,141	\$ 1,065	\$ 2,205	\$ 3,425	\$ 4,730	\$ 6,122
Signage Replacement / Upgrade Allowance	\$ 822	\$ 1,135	\$ 1,469	\$ 1,825	\$ 2,205	\$ 2,610	\$ 3,041	\$ 3,498
Underground Service - Camera Inspection	\$ 2,876	\$ 3,971	\$ 5,141	\$ 1,065	\$ 2,205	\$ 3,425	\$ 4,730	\$ 6,122
Underground Services - Water, Sewer & Storm and Perimeter Drain Partial Replacement	\$ 60,425	\$ 63,965	\$ 67,680	\$ 71,578	\$ 75,668	\$ 79,958	\$ 84,458	\$ 1,749
Yard Lights Replacement	\$ 712	\$ 860	\$ 1,018	\$ 1,186	\$ 1,365	\$ 1,555	\$ 1,757	\$ 1,971
<b>12.00 Site Improvements Depreciation Subtotal :</b>	<b>\$ 418,133</b>	<b>\$ 452,442</b>	<b>\$ 488,667</b>	<b>\$ 503,316</b>	<b>\$ 542,803</b>	<b>\$ 460,503</b>	<b>\$ 500,093</b>	<b>\$ 454,482</b>
<b>Total Depreciation :</b>	<b>\$ 1,491,081</b>	<b>\$ 1,628,216</b>	<b>\$ 1,771,292</b>	<b>\$ 1,752,056</b>	<b>\$ 1,907,864</b>	<b>\$ 1,851,061</b>	<b>\$ 2,017,265</b>	<b>\$ 1,991,008</b>

**VIS2090 Model 3 - 2026 - Depreciation Report by Fiscal Calendar Year - Continued**

Item Description	FY 2042	FY 2043	FY 2044	FY 2045	FY 2046	FY 2047	FY 2048	FY 2049
<b>03.00 Superstructure</b>								
Concrete Patio Crack Filling Allowance (Cracks noted at some patio)	\$ 302	\$ 625	\$ 971	\$ 1,341	\$ 1,736	\$ 2,157	\$ 2,606	\$ 3,085
Concrete Patio Partial Upgrades Allowance	\$ 1,449	\$ 2,251	\$ 3,108	\$ 4,023	\$ 5,000	\$ 6,041	\$ 7,149	\$ 8,329
Concrete Patio Partial Upgrades Allowance	\$ 36,229	\$ 750	\$ 1,554	\$ 2,414	\$ 3,333	\$ 4,315	\$ 5,362	\$ 6,478
Concrete Patio Partial Upgrades Allowance	\$ 34,808	\$ 36,782	\$ 38,852	\$ 805	\$ 1,667	\$ 2,589	\$ 3,575	\$ 4,627
Concrete Patio Partial Upgrades Allowance	\$ 36,726	\$ 38,842	\$ 41,061	\$ 43,390	\$ 45,832	\$ 949	\$ 1,966	\$ 3,054
Concrete Patio Partial Upgrades Allowance	\$ 35,164	\$ 37,224	\$ 39,385	\$ 41,654	\$ 44,034	\$ 46,531	\$ 49,150	\$ 1,018
Deck Privacy / Guard Wall Upgrades	\$ 6,625	\$ 7,289	\$ 7,992	\$ 8,737	\$ 9,523	\$ 10,355	\$ 11,234	\$ 12,163
Deck Privacy / Guard Wall Upgrades	\$ 4,555	\$ 5,145	\$ 5,772	\$ 6,437	\$ 7,143	\$ 7,890	\$ 8,681	\$ 9,519
Deck Privacy / Guard Wall Upgrades	\$ 2,484	\$ 3,001	\$ 3,552	\$ 4,138	\$ 4,762	\$ 5,424	\$ 6,128	\$ 6,875
Deck Privacy / Guard Wall Upgrades	\$ 414	\$ 858	\$ 1,332	\$ 1,839	\$ 2,381	\$ 2,959	\$ 3,575	\$ 4,230
Decks Vinyl Membrane (Unit 25 Only)	\$ 4,348	\$ 4,784	\$ 5,245	\$ 5,733	\$ 6,250	\$ 324	\$ 670	\$ 1,041
Decks Vinyl Membrane (All but Unit 25 completed in 2023/2024)	\$ 32,606	\$ 35,642	\$ 38,852	\$ 42,246	\$ 2,187	\$ 4,530	\$ 7,037	\$ 9,717
Exterior Stairs Periodic Repairs / Upgrades Allowance	\$ 7,246	\$ 7,973	\$ 8,742	\$ 9,556	\$ 10,416	\$ 539	\$ 1,117	\$ 1,735
Exterior Stairs General Upgrades	\$ 22,417	\$ 25,325	\$ 28,411	\$ 31,684	\$ 35,155	\$ 38,832	\$ 42,727	\$ 46,849
Upper Floor Walkways Vinyl Membrane	\$ 23,187	\$ 25,512	\$ 27,974	\$ 30,578	\$ 33,332	\$ 36,243	\$ 39,320	\$ 42,569
<b>03.00 Superstructure Depreciation Subtotal :</b>	<b>\$ 248,560</b>	<b>\$ 232,003</b>	<b>\$ 252,803</b>	<b>\$ 234,575</b>	<b>\$ 212,751</b>	<b>\$ 169,678</b>	<b>\$ 190,297</b>	<b>\$ 161,289</b>
<b>04.00 Exterior Closure</b>								
Doors - Deck / Patio Sliding Doors	\$ 12,363	\$ 14,937	\$ 17,678	\$ 20,595	\$ 23,697	\$ 26,994	\$ 30,495	\$ 34,211
Doors - Deck / Patio Sliding Doors	\$ 8,242	\$ 10,669	\$ 13,258	\$ 16,018	\$ 18,958	\$ 22,086	\$ 25,413	\$ 28,948

**VIS2090 Model 3 - 2026 - Depreciation Report by Fiscal Calendar Year - Continued**

Item Description	FY 2042	FY 2043	FY 2044	FY 2045	FY 2046	FY 2047	FY 2048	FY 2049
Doors - Deck / Patio Sliding Doors	\$ 4,121	\$ 6,401	\$ 8,839	\$ 11,442	\$ 14,218	\$ 17,178	\$ 20,330	\$ 23,685
Doors - Deck / Patio Sliding Doors	\$ 82,421	\$ 2,134	\$ 4,419	\$ 6,865	\$ 9,479	\$ 12,270	\$ 15,248	\$ 18,422
Doors - Storage and Electrical Shed Doors Painting	\$ 181	\$ 375	\$ 583	\$ 805	\$ 1,042	\$ 1,294	\$ 1,564	\$ 1,851
Doors - Storage and Electrical Shed Doors Replacement	\$ 1,087	\$ 1,313	\$ 1,554	\$ 1,811	\$ 2,083	\$ 2,373	\$ 2,681	\$ 3,008
Doors - Unit Front Entry Doors Painting	\$ 1,884	\$ 3,902	\$ 6,061	\$ 8,369	\$ 10,833	\$ 13,462	\$ 16,264	\$ 19,249
Doors - Unit Front Entry Doors Replacement	\$ 21,194	\$ 24,387	\$ 27,779	\$ 31,383	\$ 35,207	\$ 39,264	\$ 43,565	\$ 48,122
Exterior Stucco Wall Painting	\$ 128,721	\$ 148,110	\$ 168,716	\$ 190,600	\$ 213,827	\$ 238,466	\$ 264,587	\$ 292,264
Exterior Wall Immediate Minor Upgrades								
Exterior Wall Unexpected Repairs / Upgrades Allowance	\$ 9,420	\$ 19,509	\$ 30,305	\$ 41,843	\$ 54,165	\$ 67,309	\$ 81,320	\$ 96,243
Fascia Board & Trim Painting	\$ 9,420	\$ 12,193	\$ 15,152	\$ 18,306	\$ 21,666	\$ 25,241	\$ 29,043	\$ 3,008
Sealant of Windows, Doors & Weather Stripping	\$ 10,362	\$ 11,706	\$ 13,132	\$ 14,645	\$ 16,249	\$ 1,122	\$ 2,323	\$ 3,609
Window Glass 5% Partial Replacement	\$ 6,200	\$ 7,004	\$ 7,858	\$ 8,763	\$ 9,723	\$ 10,740	\$ 11,817	\$ 12,957
Window Glass 5% Partial Replacement	\$ 3,382	\$ 4,086	\$ 4,835	\$ 5,633	\$ 6,482	\$ 7,384	\$ 8,341	\$ 9,358
Window Glass 5% Partial Replacement	\$ 564	\$ 1,167	\$ 1,813	\$ 2,504	\$ 3,241	\$ 4,027	\$ 4,866	\$ 5,759
Window Glass 10% Partial Replacement	\$ 35,070	\$ 37,452	\$ 39,959	\$ 42,598	\$ 45,373	\$ 1,342	\$ 2,780	\$ 4,319
Window Glass 10% Partial Replacement	\$ 29,590	\$ 31,778	\$ 34,083	\$ 36,512	\$ 39,071	\$ 41,766	\$ 44,603	\$ 47,589
Window Glass 15% Partial Replacement	\$ 36,166	\$ 39,155	\$ 42,310	\$ 45,640	\$ 49,154	\$ 52,860	\$ 56,768	\$ 60,887
<b>04.00 Exterior Closure Depreciation Subtotal :</b>	<b>\$ 400,388</b>	<b>\$ 376,278</b>	<b>\$ 438,334</b>	<b>\$ 504,332</b>	<b>\$ 574,468</b>	<b>\$ 585,178</b>	<b>\$ 662,008</b>	<b>\$ 713,489</b>
<b>05.00 Roofing</b>								
Downspout & Gutter Replacement	\$ 106,581	\$ 114,971	\$ 123,822	\$ 133,158	\$ 143,001	\$ 153,376	\$ 164,308	\$ 175,824
Roof - Fibreglass Shingle Replacement (All new in 2023/2024)	\$ 318,732	\$ 347,440	\$ 377,787	\$ 409,854	\$ 443,723	\$ 479,484	\$ 517,226	\$ 557,048
<b>05.00 Roofing Depreciation Subtotal :</b>	<b>\$ 425,313</b>	<b>\$ 462,411</b>	<b>\$ 501,609</b>	<b>\$ 543,012</b>	<b>\$ 586,724</b>	<b>\$ 632,860</b>	<b>\$ 681,534</b>	<b>\$ 732,872</b>

**VIS2090 Model 3 - 2026 - Depreciation Report by Fiscal Calendar Year - Continued**

Item Description	FY 2042	FY 2043	FY 2044	FY 2045	FY 2046	FY 2047	FY 2048	FY 2049
<b>06.00 Mechanical</b>								
Interior Pipes Partial Replacement	\$ 6,793	\$ 8,207	\$ 9,713	\$ 11,316	\$ 13,020	\$ 14,832	\$ 16,756	\$ 18,797
<b>09.00 Electrical Systems</b>								
Electrical Planning Report	\$ 2,130	\$ 2,364	\$ 2,611	\$ 2,873	\$ 3,150	\$ 3,443	\$ 3,753	\$ 4,081
Electrical System General Upgrades Allowance	\$ 362	\$ 750	\$ 1,166	\$ 1,609	\$ 2,083	\$ 2,589	\$ 3,128	\$ 3,702
Exterior Lighting Upgrades (Newer) Allowance	\$ 543	\$ 1,126	\$ 1,748	\$ 2,414	\$ 3,125	\$ 3,883	\$ 4,692	\$ 5,552
Exterior Lighting Upgrades (Older) Allowance	\$ 5,797	\$ 6,378	\$ 6,993	\$ 7,644	\$ 8,333	\$ 9,061	\$ 9,830	\$ 10,642
<b>09.00 Electrical Systems Depreciation Subtotal :</b>	<b>\$ 8,832</b>	<b>\$ 10,618</b>	<b>\$ 12,518</b>	<b>\$ 14,540</b>	<b>\$ 16,691</b>	<b>\$ 18,976</b>	<b>\$ 21,403</b>	<b>\$ 23,977</b>
<b>10.00 Services/Professional Fees</b>								
Depreciation Study Updates	\$ 1,461	\$ 3,025	\$ 4,700	\$ 6,489	\$ 8,400	\$ 1,740	\$ 3,603	\$ 5,597
Insurance Appraisal	\$ 793	\$ 1,641	\$ 2,550	\$ 880	\$ 1,823	\$ 2,832	\$ 977	\$ 2,024
<b>10.00 Services/Professional Fees Depreciation Subtotal :</b>	<b>\$ 2,254</b>	<b>\$ 4,666</b>	<b>\$ 7,250</b>	<b>\$ 7,369</b>	<b>\$ 10,223</b>	<b>\$ 4,572</b>	<b>\$ 4,580</b>	<b>\$ 7,621</b>
<b>12.00 Site Improvements</b>								
Asphalt Curb Replacement	\$ 6,581	\$ 7,241	\$ 7,940	\$ 8,679	\$ 9,461	\$ 10,287	\$ 11,160	\$ 12,082
Asphalt Paving Crack Filling	\$ 1,811	\$ 3,752	\$ 5,828	\$ 8,047	\$ 10,416	\$ 2,157	\$ 4,468	\$ 6,941
Asphalt Paving, 2" Scrape and Peel	\$ 7,622	\$ 15,787	\$ 24,523	\$ 33,860	\$ 43,830	\$ 54,467	\$ 65,804	\$ 77,880
Chainlink Fence - 5' Ht Replacement	\$ 7,462	\$ 9,660	\$ 12,004	\$ 14,503	\$ 17,164	\$ 19,996	\$ 23,008	\$ 26,209
Chainlink Fence - With Inserts, 5' Ht. Replacement Allowance	\$ 2,687	\$ 3,479	\$ 4,323	\$ 5,223	\$ 6,181	\$ 7,201	\$ 8,286	\$ 9,438
Concrete Sidewalk Partial Upgrades Allowance	\$ 7,246	\$ 9,379	\$ 11,656	\$ 14,082	\$ 16,666	\$ 19,416	\$ 22,341	\$ 2,314

**VIS2090 Model 3 - 2026 - Depreciation Report by Fiscal Calendar Year - Continued**

Item Description	FY 2042	FY 2043	FY 2044	FY 2045	FY 2046	FY 2047	FY 2048	FY 2049
Fence - Perimeter Fence Repairs / Upgrades Allowance	\$ 1,268	\$ 2,626	\$ 4,079	\$ 5,633	\$ 7,291	\$ 1,510	\$ 3,128	\$ 4,858
Fence - Perimeter Fence, 4 ft Ht	\$ 17,734	\$ 20,035	\$ 22,476	\$ 25,066	\$ 27,811	\$ 30,721	\$ 33,802	\$ 37,063
Fence - Perimeter Fence, 6 ft Ht	\$ 14,526	\$ 16,410	\$ 18,410	\$ 20,531	\$ 22,780	\$ 25,163	\$ 27,687	\$ 30,358
Landscaping General Upgrades	\$ 7,246	\$ 9,379	\$ 11,656	\$ 14,082	\$ 16,666	\$ 19,416	\$ 22,341	\$ 2,314
Painting - Parking Lines	\$ 1,268	\$ 2,626	\$ 4,079	\$ 5,633	\$ 7,291	\$ 1,510	\$ 3,128	\$ 4,858
Signage Replacement / Upgrade Allowance	\$ 3,985	\$ 4,502	\$ 5,051	\$ 5,633	\$ 6,250	\$ 6,904	\$ 7,596	\$ 8,329
Underground Service - Camera Inspection	\$ 1,268	\$ 2,626	\$ 4,079	\$ 5,633	\$ 7,291	\$ 1,510	\$ 3,128	\$ 4,858
Underground Services - Water, Sewer & Storm and Perimeter Drain Partial Replacement	\$ 3,623	\$ 5,628	\$ 7,770	\$ 10,059	\$ 12,500	\$ 15,101	\$ 17,873	\$ 20,822
Yard Lights Replacement	\$ 2,198	\$ 2,439	\$ 2,694	\$ 2,964	\$ 3,250	\$ 3,552	\$ 3,872	\$ 4,211
<b>12.00 Site Improvements Depreciation Subtotal :</b>	<b>\$ 86,525</b>	<b>\$ 115,569</b>	<b>\$ 146,568</b>	<b>\$ 179,628</b>	<b>\$ 214,848</b>	<b>\$ 218,911</b>	<b>\$ 257,622</b>	<b>\$ 252,535</b>
<b>Total Depreciation :</b>	<b>\$ 1,178,665</b>	<b>\$ 1,209,751</b>	<b>\$ 1,368,798</b>	<b>\$ 1,494,770</b>	<b>\$ 1,628,726</b>	<b>\$ 1,645,008</b>	<b>\$ 1,834,198</b>	<b>\$ 1,910,577</b>

**VIS2090 Model 3 - 2026 - Depreciation Report by Fiscal Calendar Year - Continued**

Item Description	FY 2050	FY 2051	FY 2052	FY 2053	FY 2054	FY 2055	FY 2056
<b>03.00 Superstructure</b>							
Concrete Patio Crack Filling Allowance (Cracks noted at some patio)	\$ 3,594	\$ 4,135	\$ 4,710	\$ 5,321	\$ 5,970	\$ 6,658	\$ 7,387
Concrete Patio Partial Upgrades Allowance	\$ 9,583	\$ 10,917	\$ 12,333	\$ 13,835	\$ 15,430	\$ 17,120	\$ 18,911
Concrete Patio Partial Upgrades Allowance	\$ 7,667	\$ 8,932	\$ 10,277	\$ 11,707	\$ 13,225	\$ 14,837	\$ 16,547
Concrete Patio Partial Upgrades Allowance	\$ 5,750	\$ 6,947	\$ 8,222	\$ 9,578	\$ 11,021	\$ 12,554	\$ 14,183
Concrete Patio Partial Upgrades Allowance	\$ 4,217	\$ 5,458	\$ 6,783	\$ 8,195	\$ 9,699	\$ 11,299	\$ 13,001
Concrete Patio Partial Upgrades Allowance	\$ 2,108	\$ 3,275	\$ 4,522	\$ 5,853	\$ 7,274	\$ 8,788	\$ 10,401
Deck Privacy / Guard Wall Upgrades	\$ 13,143	\$ 14,177	\$ 15,269	\$ 16,420	\$ 17,634	\$ 18,913	\$ 20,261
Deck Privacy / Guard Wall Upgrades	\$ 10,405	\$ 11,342	\$ 12,333	\$ 13,379	\$ 14,485	\$ 15,652	\$ 16,884
Deck Privacy / Guard Wall Upgrades	\$ 7,667	\$ 8,506	\$ 9,396	\$ 10,339	\$ 11,336	\$ 12,391	\$ 13,508
Deck Privacy / Guard Wall Upgrades	\$ 4,929	\$ 5,671	\$ 6,460	\$ 7,298	\$ 8,187	\$ 9,131	\$ 10,131
Decks Vinyl Membrane (Unit 25 Only)	\$ 1,437	\$ 1,861	\$ 2,312	\$ 2,794	\$ 3,306	\$ 3,852	\$ 4,432
Decks Vinyl Membrane (All but Unit 25 completed in 2023/2024)	\$ 12,578	\$ 15,631	\$ 18,884	\$ 22,350	\$ 26,037	\$ 29,960	\$ 34,128
Exterior Stairs Periodic Repairs / Upgrades Allowance	\$ 2,396	\$ 3,101	\$ 3,854	\$ 4,656	\$ 5,511	\$ 6,420	\$ 7,387
Exterior Stairs General Upgrades	\$ 51,211	\$ 55,823	\$ 60,699	\$ 65,851	\$ 71,293	\$ 77,039	\$ 83,103
Upper Floor Walkways Vinyl Membrane	\$ 46,000	\$ 49,621	\$ 2,055	\$ 4,257	\$ 6,613	\$ 9,131	\$ 11,819
<b>03.00 Superstructure Depreciation Subtotal :</b>	<b>\$ 182,685</b>	<b>\$ 205,397</b>	<b>\$ 178,109</b>	<b>\$ 201,833</b>	<b>\$ 227,021</b>	<b>\$ 253,745</b>	<b>\$ 282,083</b>
<b>04.00 Exterior Closure</b>							
Doors - Deck / Patio Sliding Doors	\$ 38,153	\$ 42,333	\$ 46,761	\$ 51,450	\$ 56,415	\$ 61,667	\$ 67,221
Doors - Deck / Patio Sliding Doors	\$ 32,703	\$ 36,688	\$ 40,916	\$ 45,397	\$ 50,146	\$ 55,175	\$ 60,499

**VIS2090 Model 3 - 2026 - Depreciation Report by Fiscal Calendar Year - Continued**

Item Description	FY 2050	FY 2051	FY 2052	FY 2053	FY 2054	FY 2055	FY 2056
Doors - Deck / Patio Sliding Doors	\$ 27,252	\$ 31,044	\$ 35,071	\$ 39,344	\$ 43,878	\$ 48,684	\$ 53,777
Doors - Deck / Patio Sliding Doors	\$ 21,802	\$ 25,400	\$ 29,226	\$ 33,291	\$ 37,610	\$ 42,193	\$ 47,055
Doors - Storage and Electrical Shed Doors Painting	\$ 2,156	\$ 2,481	\$ 2,826	\$ 3,193	\$ 3,582	\$ 3,995	\$ 4,432
Doors - Storage and Electrical Shed Doors Replacement	\$ 3,354	\$ 3,722	\$ 4,111	\$ 4,523	\$ 4,960	\$ 5,421	\$ 5,910
Doors - Unit Front Entry Doors Painting	\$ 22,425	\$ 25,803	\$ 29,393	\$ 33,205	\$ 37,252	\$ 41,544	\$ 46,094
Doors - Unit Front Entry Doors Replacement	\$ 52,948	\$ 58,056	\$ 63,461	\$ 69,177	\$ 75,219	\$ 81,604	\$ 88,348
Exterior Stucco Wall Painting	\$ 321,575	\$ 352,601	\$ 385,428	\$ 420,143	\$ 21,754	\$ 45,056	\$ 69,988
Exterior Wall Immediate Minor Upgrades							
Exterior Wall Unexpected Repairs / Upgrades Allowance	\$ 112,124	\$ 129,014	\$ 146,963	\$ 166,025	\$ 186,258	\$ 207,719	\$ 230,472
Fascia Board & Trim Painting	\$ 6,229	\$ 9,676	\$ 13,360	\$ 17,294	\$ 21,491	\$ 25,965	\$ 30,730
Sealant of Windows, Doors & Weather Stripping	\$ 4,983	\$ 6,451	\$ 8,016	\$ 9,685	\$ 11,462	\$ 13,353	\$ 15,365
Window Glass 5% Partial Replacement	\$ 14,163	\$ 15,439	\$ 16,788	\$ 18,213	\$ 19,718	\$ 21,307	\$ 22,984
Window Glass 5% Partial Replacement	\$ 10,436	\$ 11,579	\$ 12,791	\$ 14,073	\$ 15,431	\$ 16,868	\$ 18,387
Window Glass 5% Partial Replacement	\$ 6,709	\$ 7,720	\$ 8,794	\$ 9,934	\$ 11,145	\$ 12,429	\$ 13,790
Window Glass 10% Partial Replacement	\$ 5,964	\$ 7,720	\$ 9,593	\$ 11,590	\$ 13,717	\$ 15,980	\$ 18,387
Window Glass 10% Partial Replacement	\$ 50,732	\$ 54,037	\$ 1,599	\$ 3,311	\$ 5,144	\$ 7,102	\$ 9,194
Window Glass 15% Partial Replacement	\$ 65,226	\$ 69,798	\$ 74,612	\$ 79,680	\$ 85,014	\$ 90,628	\$ 96,532
<b>04.00 Exterior Closure Depreciation Subtotal :</b>	<b>\$ 798,934</b>	<b>\$ 889,562</b>	<b>\$ 929,709</b>	<b>\$ 1,029,528</b>	<b>\$ 700,196</b>	<b>\$ 796,690</b>	<b>\$ 899,165</b>
<b>05.00 Roofing</b>							
Downspout & Gutter Replacement	\$ 6,069	\$ 12,570	\$ 19,526	\$ 26,961	\$ 34,899	\$ 43,369	\$ 52,397
Roof - Fibreglass Shingle Replacement (All new in 2023/2024)	\$ 23,074	\$ 47,790	\$ 74,235	\$ 102,500	\$ 132,682	\$ 164,882	\$ 199,204
<b>05.00 Roofing Depreciation Subtotal :</b>	<b>\$ 29,143</b>	<b>\$ 60,360</b>	<b>\$ 93,761</b>	<b>\$ 129,461</b>	<b>\$ 167,581</b>	<b>\$ 208,251</b>	<b>\$ 251,601</b>

VIS2090 Model 3 - 2026 - Depreciation Report by Fiscal Calendar Year - Continued

Item Description	FY 2050	FY 2051	FY 2052	FY 2053	FY 2054	FY 2055	FY 2056
<b>06.00 Mechanical</b>							
Interior Pipes Partial Replacement	\$ 20,963	\$ 23,260	\$ 25,693	\$ 28,269	\$ 30,997	\$ 33,883	\$ 36,935
<b>09.00 Electrical Systems</b>							
Electrical Planning Report	\$ 4,427	\$ 4,793	\$ 5,180	\$ 5,587	\$ 6,018	\$ 6,471	\$ 6,950
Electrical System General Upgrades Allowance	\$ 4,312	\$ 4,962	\$ 5,652	\$ 6,386	\$ 7,164	\$ 7,989	\$ 8,864
Exterior Lighting Upgrades (Newer) Allowance	\$ 6,469	\$ 7,443	\$ 8,479	\$ 9,578	\$ 10,746	\$ 11,984	\$ 13,296
Exterior Lighting Upgrades (Older) Allowance	\$ 11,500	\$ 12,405	\$ 514	\$ 1,064	\$ 1,653	\$ 2,283	\$ 2,955
<b>09.00 Electrical Systems Depreciation Subtotal :</b>	<b>\$ 26,708</b>	<b>\$ 29,603</b>	<b>\$ 19,825</b>	<b>\$ 22,615</b>	<b>\$ 25,581</b>	<b>\$ 28,727</b>	<b>\$ 32,065</b>
<b>10.00 Services/Professional Fees</b>							
Depreciation Study Updates	\$ 7,728	\$ 10,004	\$ 2,072	\$ 4,291	\$ 6,666	\$ 9,204	\$ 11,914
Insurance Appraisal	\$ 3,145	\$ 1,085	\$ 2,248	\$ 3,492	\$ 1,205	\$ 2,497	\$ 3,878
<b>10.00 Services/Professional Fees Depreciation Subtotal :</b>	<b>\$ 10,873</b>	<b>\$ 11,089</b>	<b>\$ 4,320</b>	<b>\$ 7,783</b>	<b>\$ 7,871</b>	<b>\$ 11,701</b>	<b>\$ 15,792</b>
<b>12.00 Site Improvements</b>							
Asphalt Curb Replacement	\$ 13,056	\$ 14,084	\$ 15,168	\$ 16,312	\$ 17,517	\$ 18,788	\$ 20,128
Asphalt Paving Crack Filling	\$ 9,583	\$ 12,405	\$ 2,569	\$ 5,321	\$ 8,266	\$ 11,413	\$ 14,774
Asphalt Paving, 2" Scrape and Peel	\$ 90,731	\$ 104,398	\$ 118,922	\$ 134,347	\$ 150,720	\$ 168,086	\$ 186,498
Chainlink Fence - 5' Ht Replacement	\$ 29,609	\$ 33,217	\$ 37,044	\$ 41,102	\$ 45,402	\$ 49,955	\$ 54,775
Chainlink Fence - With Inserts, 5' Ht. Replacement Allowance	\$ 10,663	\$ 11,962	\$ 13,340	\$ 14,802	\$ 16,350	\$ 17,990	\$ 19,725
Concrete Sidewalk Partial Upgrades Allowance	\$ 4,792	\$ 7,443	\$ 10,277	\$ 13,303	\$ 16,532	\$ 19,973	\$ 23,638

**VIS2090 Model 3 - 2026 - Depreciation Report by Fiscal Calendar Year - Continued**

<b>Item Description</b>	<b>FY 2050</b>	<b>FY 2051</b>	<b>FY 2052</b>	<b>FY 2053</b>	<b>FY 2054</b>	<b>FY 2055</b>	<b>FY 2056</b>
Fence - Perimeter Fence Repairs / Upgrades Allowance	\$ 6,708	\$ 8,684	\$ 1,798	\$ 3,725	\$ 5,786	\$ 7,989	\$ 10,342
Fence - Perimeter Fence, 4 ft Ht	\$ 40,513	\$ 44,162	\$ 2,287	\$ 4,736	\$ 7,357	\$ 10,158	\$ 13,149
Fence - Perimeter Fence, 6 ft Ht	\$ 33,185	\$ 36,173	\$ 39,333	\$ 42,672	\$ 46,198	\$ 49,921	\$ 53,851
Landscaping General Upgrades	\$ 4,792	\$ 7,443	\$ 10,277	\$ 13,303	\$ 16,532	\$ 19,973	\$ 23,638
Painting - Parking Lines	\$ 6,708	\$ 8,684	\$ 1,798	\$ 3,725	\$ 5,786	\$ 7,989	\$ 10,342
Signage Replacement / Upgrade Allowance	\$ 9,104	\$ 9,924	\$ 10,791	\$ 11,707	\$ 12,674	\$ 13,696	\$ 14,774
Underground Service - Camera Inspection	\$ 6,708	\$ 8,684	\$ 1,798	\$ 3,725	\$ 5,786	\$ 7,989	\$ 10,342
Underground Services - Water, Sewer & Storm and Perimeter Drain Partial Replacement	\$ 23,958	\$ 27,291	\$ 30,831	\$ 34,589	\$ 38,574	\$ 42,799	\$ 47,276
Yard Lights Replacement	\$ 4,568	\$ 4,946	\$ 5,344	\$ 5,765	\$ 6,209	\$ 6,677	\$ 7,170
<b>12.00 Site Improvements Depreciation Subtotal :</b>	<b>\$ 294,678</b>	<b>\$ 339,500</b>	<b>\$ 301,577</b>	<b>\$ 349,134</b>	<b>\$ 399,689</b>	<b>\$ 453,396</b>	<b>\$ 510,422</b>
<b>Total Depreciation :</b>	<b>\$ 1,363,985</b>	<b>\$ 1,558,769</b>	<b>\$ 1,552,993</b>	<b>\$ 1,768,627</b>	<b>\$ 1,558,933</b>	<b>\$ 1,786,391</b>	<b>\$ 2,028,058</b>

**VIS2090 Model 3 - 2026 Funding Study Modified Cash Flow Analysis**

Fiscal Calendar Year	Annual Dues	Annual Interest	Annual Expenses	Net Reserve Funds	% Funded
2026	\$ 74,000	\$ 1,131	\$ 105,299	\$ 162,162	14.2%
2027	\$ 80,000	\$ 994		\$ 243,156	21.3%
2028	\$ 86,000	\$ 1,413	\$ 44,200	\$ 286,370	23.0%
2029	\$ 92,000	\$ 1,643	\$ 1,509	\$ 378,503	28.9%
2030	\$ 98,000	\$ 2,117		\$ 478,621	33.6%
2031	\$ 104,000	\$ 2,632	\$ 163,100	\$ 422,152	27.3%
2032	\$ 110,000	\$ 2,363	\$ 1,676	\$ 532,839	35.3%
2033	\$ 116,000	\$ 2,930	\$ 277,624	\$ 374,145	22.8%
2034	\$ 122,000	\$ 2,151		\$ 498,296	33.4%
2035	\$ 128,000	\$ 2,785	\$ 1,862	\$ 627,220	38.5%
2036	\$ 134,000	\$ 3,444	\$ 166,593	\$ 598,070	33.8%
2037	\$ 140,000	\$ 3,312		\$ 741,382	42.3%
2038	\$ 146,000	\$ 4,042	\$ 213,970	\$ 677,454	35.5%
2039	\$ 152,000	\$ 3,736		\$ 833,190	45.0%
2040	\$ 158,000	\$ 4,529	\$ 195,099	\$ 800,620	39.7%
2041	\$ 164,000	\$ 4,379	\$ 957,234	\$ 11,765	0.6%
2042	\$ 170,000	\$ 449	\$ 118,651	\$ 63,564	5.4%
2043	\$ 176,000	\$ 722		\$ 240,285	19.9%
2044	\$ 150,000	\$ 1,546	\$ 41,402	\$ 350,429	25.6%
2045	\$ 150,000	\$ 2,096	\$ 42,246	\$ 460,280	30.8%
2046	\$ 150,000	\$ 2,646	\$ 164,810	\$ 448,115	27.5%
2047	\$ 150,000	\$ 2,585	\$ 2,832	\$ 597,868	36.3%
2048	\$ 150,000	\$ 3,334	\$ 122,874	\$ 628,328	34.3%
2049	\$ 150,000	\$ 3,486	\$ 732,872	\$ 48,942	2.6%
2050	\$ 150,000	\$ 589	\$ 3,145	\$ 196,386	14.4%
2051	\$ 150,000	\$ 1,326	\$ 208,685	\$ 139,028	8.9%
2052	\$ 150,000	\$ 1,039		\$ 290,067	18.7%
2053	\$ 150,000	\$ 1,795	\$ 423,635	\$ 18,226	1.0%
2054	\$ 89,000	\$ 295		\$ 107,522	6.9%
2055	\$ 89,000	\$ 742		\$ 197,263	11.0%
2056	\$ 86,213	\$ 1,184	\$ 284,661	\$ 0	0.0%
<b>Totals :</b>	<b>\$ 4,014,213</b>	<b>\$ 67,435</b>	<b>\$ 4,273,978</b>		

<sup>1</sup> Cash Reserves minus Fully Funded Value

The cash distribution shown in this table applies to repair and replacement cash reserves only.

Basis of Funding Study - Modified Cash Flow

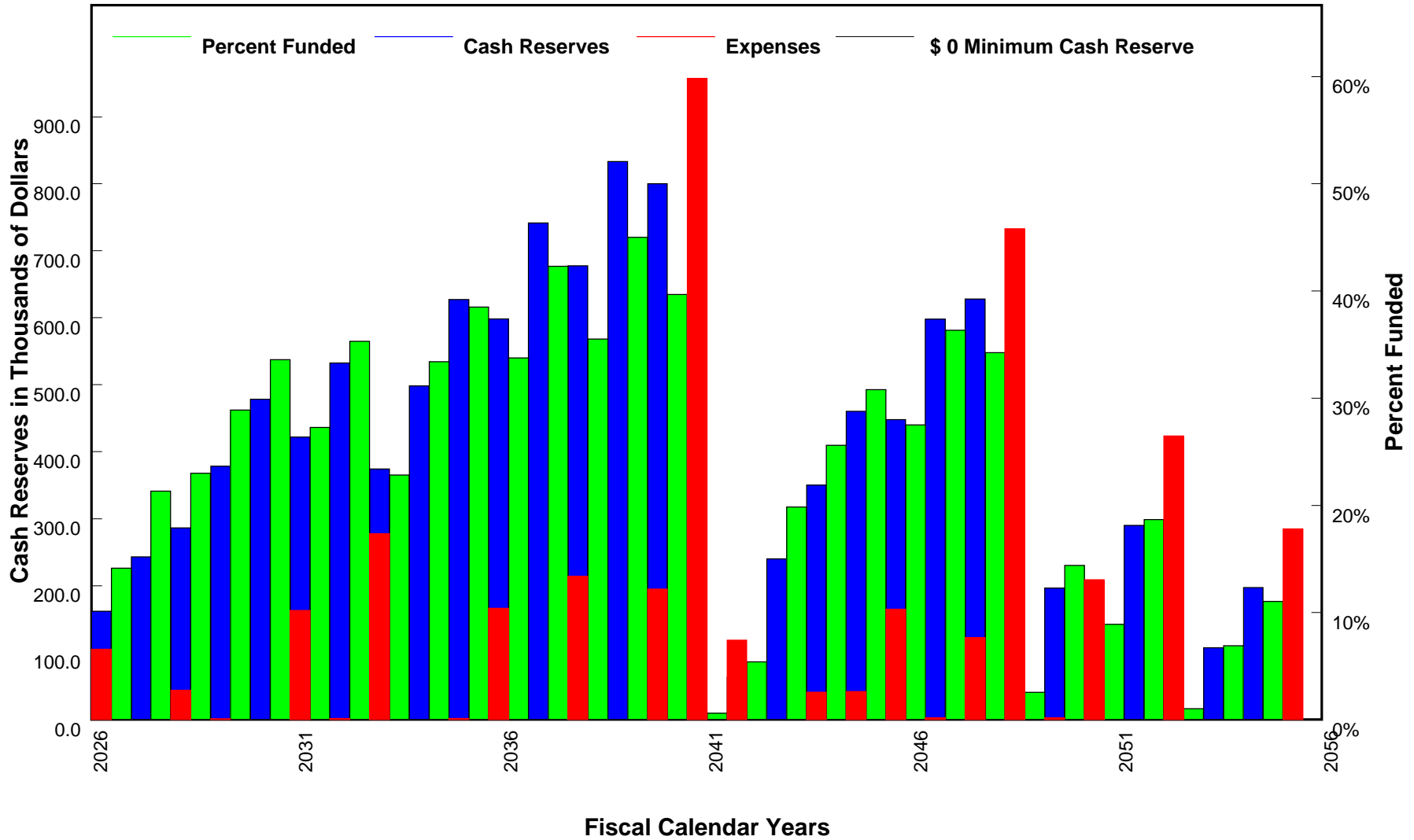
Cash reserves have been set to a minimum of \$ 0

Cash Flow has been modified with the forced Fixed Payments.

Months Remaining in Fiscal Calendar Year 2026: 12      Inflation = 3.50 %      Interest = 0.50 %

Study Life = 30 years      Initial Reserve Funds = \$ 192,329.46      Final Reserve Value = -\$ 0.45

VIS2090 Model 3 - 2026 Funding Study Cash Flow by Fiscal Calendar Year - Continued



Prepared by Pacific Rim Appraisals  
**VIS2090 Model 3 - 2026 Modified Reserve Dues Summary**

**Projected Dues by Month and by Fiscal Calendar Year**

<b>Fiscal Calendar Year</b>	<b>Member Monthly Operations Payment</b>	<b>Member Monthly Reserve Payment</b>	<b>Member Total Monthly Payment</b>	<b>Member Total Annual Payment</b>	<b>Monthly Reserve Payment</b>	<b>Annual Reserve Payment</b>
2026	NA	\$ 118.59	\$ 118.59	\$ 1,423.08	\$ 6,167	\$ 74,000
2027	NA	\$ 128.21	\$ 128.21	\$ 1,538.46	\$ 6,667	\$ 80,000
2028	NA	\$ 137.82	\$ 137.82	\$ 1,653.85	\$ 7,167	\$ 86,000
2029	NA	\$ 147.44	\$ 147.44	\$ 1,769.23	\$ 7,667	\$ 92,000
2030	NA	\$ 157.05	\$ 157.05	\$ 1,884.62	\$ 8,167	\$ 98,000
2031	NA	\$ 166.67	\$ 166.67	\$ 2,000.00	\$ 8,667	\$ 104,000
2032	NA	\$ 176.28	\$ 176.28	\$ 2,115.38	\$ 9,167	\$ 110,000
2033	NA	\$ 185.90	\$ 185.90	\$ 2,230.77	\$ 9,667	\$ 116,000
2034	NA	\$ 195.51	\$ 195.51	\$ 2,346.15	\$ 10,167	\$ 122,000
2035	NA	\$ 205.13	\$ 205.13	\$ 2,461.54	\$ 10,667	\$ 128,000
2036	NA	\$ 214.74	\$ 214.74	\$ 2,576.92	\$ 11,167	\$ 134,000
2037	NA	\$ 224.36	\$ 224.36	\$ 2,692.31	\$ 11,667	\$ 140,000
2038	NA	\$ 233.97	\$ 233.97	\$ 2,807.69	\$ 12,167	\$ 146,000
2039	NA	\$ 243.59	\$ 243.59	\$ 2,923.08	\$ 12,667	\$ 152,000
2040	NA	\$ 253.21	\$ 253.21	\$ 3,038.46	\$ 13,167	\$ 158,000
2041	NA	\$ 262.82	\$ 262.82	\$ 3,153.85	\$ 13,667	\$ 164,000
2042	NA	\$ 272.44	\$ 272.44	\$ 3,269.23	\$ 14,167	\$ 170,000
2043	NA	\$ 282.05	\$ 282.05	\$ 3,384.62	\$ 14,667	\$ 176,000
2044	NA	\$ 240.38	\$ 240.38	\$ 2,884.62	\$ 12,500	\$ 150,000
2045	NA	\$ 240.38	\$ 240.38	\$ 2,884.62	\$ 12,500	\$ 150,000
2046	NA	\$ 240.38	\$ 240.38	\$ 2,884.62	\$ 12,500	\$ 150,000
2047	NA	\$ 240.38	\$ 240.38	\$ 2,884.62	\$ 12,500	\$ 150,000
2048	NA	\$ 240.38	\$ 240.38	\$ 2,884.62	\$ 12,500	\$ 150,000
2049	NA	\$ 240.38	\$ 240.38	\$ 2,884.62	\$ 12,500	\$ 150,000
2050	NA	\$ 240.38	\$ 240.38	\$ 2,884.62	\$ 12,500	\$ 150,000
2051	NA	\$ 240.38	\$ 240.38	\$ 2,884.62	\$ 12,500	\$ 150,000
2052	NA	\$ 240.38	\$ 240.38	\$ 2,884.62	\$ 12,500	\$ 150,000
2053	NA	\$ 240.38	\$ 240.38	\$ 2,884.62	\$ 12,500	\$ 150,000
2054	NA	\$ 142.63	\$ 142.63	\$ 1,711.54	\$ 7,417	\$ 89,000
2055	NA	\$ 142.63	\$ 142.63	\$ 1,711.54	\$ 7,417	\$ 89,000
2056	NA	\$ 138.16	\$ 138.16	\$ 1,657.94	\$ 7,184	\$ 86,213

Dues Summary has been modified with forced Fixed Payments.  
 In the context of the Reserve Payment Summary, the "Annual Reserve Payment" corresponds with the "Annual Revenue" in the Cash Flow report.  
 Operations Payments Include an annual inflation factor of 3.50%  
 Number of Payment Months in Fiscal Calendar Year 2026: 12  
 Number of Years of Constant Payments: 1  
 No of Dues Paying Members: 52

**VIS2090 Model 3 - 2026 Funding Study - Expenses by Item and by Fiscal Calendar Year**

Item Description	FY 2026	FY 2028	FY 2029	FY 2031	FY 2032	FY 2033	FY 2035	FY 2036	FY 2038	FY 2040	FY 2041	FY 2042	FY 2044	FY 2045	FY 2046	FY 2047	FY 2048	FY 2049
<b>Reserve Category : 03.00 Superstructure</b>																		
Concrete Patio Crack Filling Allowance (Cracks noted at some patio)	\$ 2,589										\$ 4,373							
Concrete Patio Partial Upgrades Allowance										\$ 33,783								
Concrete Patio Partial Upgrades Allowance												\$ 36,229						
Concrete Patio Partial Upgrades Allowance													\$ 38,852					
Concrete Patio Partial Upgrades Allowance															\$ 45,832			
Concrete Patio Partial Upgrades Allowance																	\$ 49,150	
Deck Privacy / Guard Wall Upgrades	\$ 8,285																	
Deck Privacy / Guard Wall Upgrades				\$ 9,866														
Deck Privacy / Guard Wall Upgrades								\$ 11,750										
Deck Privacy / Guard Wall Upgrades											\$ 13,994							
Decks Vinyl Membrane (Unit 25 Only)	\$ 3,107																\$ 6,250	
Decks Vinyl Membrane (All but Unit 25 completed in 2023/2024)														\$ 42,246				
Exterior Stairs Periodic Repairs / Upgrades Allowance	\$ 5,178																\$ 10,416	
Exterior Stairs General Upgrades				\$ 55,499														
Upper Floor Walkways Vinyl Membrane	\$ 20,711																	
<b>Category Subtotal :</b>	<b>\$ 39,870</b>			<b>\$ 65,365</b>				<b>\$ 11,750</b>		<b>\$ 33,783</b>	<b>\$ 18,367</b>	<b>\$ 36,229</b>	<b>\$ 38,852</b>	<b>\$ 42,246</b>	<b>\$ 62,498</b>		<b>\$ 49,150</b>	
<b>Reserve Category : 04.00 Exterior Closure</b>																		
Doors - Deck / Patio Sliding Doors								\$ 66,830										
Doors - Deck / Patio Sliding Doors									\$ 71,668									
Doors - Deck / Patio Sliding Doors										\$ 76,857								
Doors - Deck / Patio Sliding Doors												\$ 82,421						
Doors - Storage and Electrical Shed Doors Painting	\$ 1,553										\$ 2,624							

VIS2090 Model 3 - 2026 Funding Study Expenses by Fiscal Calendar Year - Continued

Item Description	FY 2026	FY 2028	FY 2029	FY 2031	FY 2032	FY 2033	FY 2035	FY 2036	FY 2038	FY 2040	FY 2041	FY 2042	FY 2044	FY 2045	FY 2046	FY 2047	FY 2048	FY 2049	
Doors - Storage and Electrical Shed Doors Replacement								\$ 6,610											
Doors - Unit Front Entry Doors Painting	\$ 16,155										\$ 27,288								
Doors - Unit Front Entry Doors Replacement						\$ 68,775													
Exterior Stucco Wall Painting						\$ 208,850													
Exterior Wall Immediate Minor Upgrades	\$ 20,711																		
Exterior Wall Unexpected Repairs / Upgrades Allowance											\$ 454,804								
Fascia Board & Trim Painting		\$ 14,437							\$ 20,477									\$ 29,043	
Sealant of Windows, Doors & Weather Stripping				\$ 9,620											\$ 16,249				
Window Glass 5% Partial Replacement				\$ 13,431															
Window Glass 5% Partial Replacement								\$ 15,995											
Window Glass 5% Partial Replacement											\$ 19,049								
Window Glass 10% Partial Replacement															\$ 45,373				
Window Glass 10% Partial Replacement																			
Window Glass 15% Partial Replacement																			
<b>Category Subtotal :</b>	<b>\$ 38,419</b>	<b>\$ 14,437</b>		<b>\$ 23,051</b>		<b>\$ 277,625</b>		<b>\$ 89,435</b>	<b>\$ 92,145</b>	<b>\$ 76,857</b>	<b>\$ 503,765</b>	<b>\$ 82,421</b>			<b>\$ 61,622</b>		<b>\$ 29,043</b>		
<b>Reserve Category : 05.00 Roofing</b>																			
Downspout & Gutter Replacement																			\$ 175,824
Roof - Fibreglass Shingle Replacement (All new in 2023/2024)																			\$ 557,048
<b>Category Subtotal :</b>																			<b>\$ 732,872</b>
<b>Reserve Category : 06.00 Mechanical</b>																			
Interior Pipes Partial Replacement								\$ 36,720											
<b>Reserve Category : 09.00 Electrical Systems</b>																			
Electrical Planning Report		\$ 4,664																	
Electrical System General Upgrades Allowance											\$ 17,492								
Exterior Lighting Upgrades (Newer) Allowance											\$ 13,119								

VIS2090 Model 3 - 2026 Funding Study Expenses by Fiscal Calendar Year - Continued

Item Description	FY 2026	FY 2028	FY 2029	FY 2031	FY 2032	FY 2033	FY 2035	FY 2036	FY 2038	FY 2040	FY 2041	FY 2042	FY 2044	FY 2045	FY 2046	FY 2047	FY 2048	FY 2049
Exterior Lighting Upgrades (Older) Allowance	\$ 5,178																	
<b>Category Subtotal :</b>	<b>\$ 5,178</b>	<b>\$ 4,664</b>									<b>\$ 30,611</b>							
<b>Reserve Category : 10.00 Services/Professional Fees</b>																		
Depreciation Study Updates				\$ 4,973				\$ 5,922			\$ 7,053				\$ 8,400			
Insurance Appraisal			\$ 1,509		\$ 1,676		\$ 1,862		\$ 2,067		\$ 2,296		\$ 2,550			\$ 2,832		
<b>Category Subtotal :</b>			<b>\$ 1,509</b>	<b>\$ 4,973</b>	<b>\$ 1,676</b>		<b>\$ 1,862</b>	<b>\$ 5,922</b>	<b>\$ 2,067</b>		<b>\$ 9,349</b>		<b>\$ 2,550</b>		<b>\$ 8,400</b>	<b>\$ 2,832</b>		
<b>Reserve Category : 12.00 Site Improvements</b>																		
Asphalt Curb Replacement	\$ 9,406																	
Asphalt Paving Crack Filling	\$ 5,178			\$ 6,167				\$ 7,344			\$ 8,746				\$ 10,416			
Asphalt Paving, 2" Scrape and Peel											\$ 368,027							
Chainlink Fence - 5' Ht Replacement									\$ 64,887									
Chainlink Fence - With Inserts, 5' Ht. Replacement Allowance									\$ 23,367									
Concrete Sidewalk Partial Upgrades Allowance		\$ 11,105							\$ 15,751								\$ 22,341	
Fence - Perimeter Fence Repairs / Upgrades Allowance	\$ 3,624			\$ 4,317				\$ 5,141			\$ 6,122				\$ 7,291			
Fence - Perimeter Fence, 4 ft Ht				\$ 21,953														
Fence - Perimeter Fence, 6 ft Ht				\$ 22,477														
Landscaping General Upgrades		\$ 11,105							\$ 15,751								\$ 22,341	
Painting - Parking Lines	\$ 3,624			\$ 4,317				\$ 5,141			\$ 6,122				\$ 7,291			
Signage Replacement / Upgrade Allowance				\$ 6,167														
Underground Service - Camera Inspection				\$ 4,317				\$ 5,141			\$ 6,122				\$ 7,291			
Underground Services - Water, Sewer & Storm and Perimeter Drain Partial Replacement										\$ 84,458								
Yard Lights Replacement		\$ 2,887																
<b>Category Subtotal :</b>	<b>\$ 21,832</b>	<b>\$ 25,097</b>		<b>\$ 69,715</b>				<b>\$ 22,767</b>	<b>\$ 119,756</b>	<b>\$ 84,458</b>	<b>\$ 395,139</b>				<b>\$ 32,289</b>		<b>\$ 44,682</b>	
<b>Expense Totals :</b>	<b>\$ 105,299</b>	<b>\$ 44,200</b>	<b>\$ 1,509</b>	<b>\$ 163,100</b>	<b>\$ 1,676</b>	<b>\$ 277,624</b>	<b>\$ 1,862</b>	<b>\$ 166,593</b>	<b>\$ 213,970</b>	<b>\$ 195,099</b>	<b>\$ 957,234</b>	<b>\$ 118,651</b>	<b>\$ 41,402</b>	<b>\$ 42,246</b>	<b>\$ 164,810</b>	<b>\$ 2,832</b>	<b>\$ 122,874</b>	<b>\$ 732,872</b>

**VIS2090 Model 3 - 2026 Funding Study Expenses by Fiscal Calendar Year - Continued**

Item Description	FY 2050	FY 2051	FY 2053	FY 2056
<b>Reserve Category : 03.00 Superstructure</b>				
Concrete Patio Crack Filling Allowance (Cracks noted at some patio)				\$ 7,387
Concrete Patio Partial Upgrades Allowance				
Concrete Patio Partial Upgrades Allowance				
Concrete Patio Partial Upgrades Allowance				
Concrete Patio Partial Upgrades Allowance				
Concrete Patio Partial Upgrades Allowance				
Deck Privacy / Guard Wall Upgrades				
Deck Privacy / Guard Wall Upgrades				
Deck Privacy / Guard Wall Upgrades				
Deck Privacy / Guard Wall Upgrades				
Decks Vinyl Membrane (Unit 25 Only)				
Decks Vinyl Membrane (All but Unit 25 completed in 2023/2024)				
Exterior Stairs Periodic Repairs / Upgrades Allowance				
Exterior Stairs General Upgrades				
Upper Floor Walkways Vinyl Membrane		\$ 49,621		
<b>Category Subtotal :</b>		<b>\$ 49,621</b>		<b>\$ 7,387</b>
<b>Reserve Category : 04.00 Exterior Closure</b>				
Doors - Deck / Patio Sliding Doors				
Doors - Deck / Patio Sliding Doors				
Doors - Deck / Patio Sliding Doors				
Doors - Deck / Patio Sliding Doors				
Doors - Storage and Electrical Shed Doors Painting				\$ 4,432

**VIS2090 Model 3 - 2026 Funding Study Expenses by Fiscal Calendar Year - Continued**

<b>Item Description</b>	<b>FY 2050</b>	<b>FY 2051</b>	<b>FY 2053</b>	<b>FY 2056</b>
Doors - Storage and Electrical Shed Doors Replacement				
Doors - Unit Front Entry Doors Painting				\$ 46,094
Doors - Unit Front Entry Doors Replacement				
Exterior Stucco Wall Painting			\$ 420,143	
Exterior Wall Immediate Minor Upgrades				
Exterior Wall Unexpected Repairs / Upgrades Allowance				
Fascia Board & Trim Painting				
Sealant of Windows, Doors & Weather Stripping				
Window Glass 5% Partial Replacement				
Window Glass 5% Partial Replacement				
Window Glass 5% Partial Replacement				
Window Glass 10% Partial Replacement				
Window Glass 10% Partial Replacement		\$ 54,037		
Window Glass 15% Partial Replacement				\$ 96,532
<b>Category Subtotal :</b>		<b>\$ 54,037</b>	<b>\$ 420,143</b>	<b>\$ 147,058</b>
<b>Reserve Category : 05.00 Roofing</b>				
Downspout & Gutter Replacement				
Roof - Fibreglass Shingle Replacement (All new in 2023/2024)				
<b>Category Subtotal :</b>				
<b>Reserve Category : 06.00 Mechanical</b>				
Interior Pipes Partial Replacement				
<b>Reserve Category : 09.00 Electrical Systems</b>				
Electrical Planning Report				
Electrical System General Upgrades Allowance				
Exterior Lighting Upgrades (Newer) Allowance				

**VIS2090 Model 3 - 2026 Funding Study Expenses by Fiscal Calendar Year - Continued**

<b>Item Description</b>	<b>FY 2050</b>	<b>FY 2051</b>	<b>FY 2053</b>	<b>FY 2056</b>
Exterior Lighting Upgrades (Older) Allowance		\$ 12,405		
<b>Category Subtotal :</b>		<b>\$ 12,405</b>		
<b>Reserve Category : 10.00 Services/Professional Fees</b>				
Depreciation Study Updates		\$ 10,004		\$ 11,914
Insurance Appraisal	\$ 3,145		\$ 3,492	\$ 3,878
<b>Category Subtotal :</b>	<b>\$ 3,145</b>	<b>\$ 10,004</b>	<b>\$ 3,492</b>	<b>\$ 15,792</b>
<b>Reserve Category : 12.00 Site Improvements</b>				
Asphalt Curb Replacement				
Asphalt Paving Crack Filling		\$ 12,405		\$ 14,774
Asphalt Paving, 2" Scrape and Peel				
Chainlink Fence - 5' Ht Replacement				
Chainlink Fence - With Inserts, 5' Ht. Replacement Allowance				
Concrete Sidewalk Partial Upgrades Allowance				
Fence - Perimeter Fence Repairs / Upgrades Allowance		\$ 8,684		\$ 10,342
Fence - Perimeter Fence, 4 ft Ht		\$ 44,162		
Fence - Perimeter Fence, 6 ft Ht				\$ 53,851
Landscaping General Upgrades				
Painting - Parking Lines		\$ 8,684		\$ 10,342
Signage Replacement / Upgrade Allowance				\$ 14,774
Underground Service - Camera Inspection		\$ 8,684		\$ 10,342
Underground Services - Water, Sewer & Storm and Perimeter Drain Partial Replacement				
Yard Lights Replacement				
<b>Category Subtotal :</b>		<b>\$ 82,619</b>		<b>\$ 114,425</b>
<b>Expense Totals :</b>	<b>\$ 3,145</b>	<b>\$ 208,685</b>	<b>\$ 423,635</b>	<b>\$ 284,661</b>

January 1, 2026

<b>Year</b>	<b>Category</b>	<b>Item Name</b>	<b>Expense</b>	
FY 2026	03.00 Superstructure	Concrete Patio Crack Filling Allowance (Cracks noted at some patio)	\$ 2,589	
		Deck Privacy / Guard Wall Upgrades	\$ 8,285	
		Decks Vinyl Membrane (Unit 25 Only)	\$ 3,107	
		Exterior Stairs Periodic Repairs / Upgrades Allowance	\$ 5,178	
		Upper Floor Walkways Vinyl Membrane	\$ 20,711	
	03.00 Superstructure Subtotal = \$ 39,870.00			
	04.00 Exterior Closure	Doors - Storage and Electrical Shed Doors Painting	\$ 1,553	
		Doors - Unit Front Entry Doors Painting	\$ 16,155	
		Exterior Wall Immediate Minor Upgrades	\$ 20,711	
	04.00 Exterior Closure Subtotal = \$ 38,419.00			
	09.00 Electrical Systems	Exterior Lighting Upgrades (Older) Allowance	\$ 5,178	
	12.00 Site Improvements	Asphalt Curb Replacement	\$ 9,406	
		Asphalt Paving Crack Filling	\$ 5,178	
		Fence - Perimeter Fence Repairs / Upgrades Allowance	\$ 3,624	
		Painting - Parking Lines	\$ 3,624	
12.00 Site Improvements Subtotal = \$ 21,832.00				
FY 2026 Annual Expense Total = \$ 105,299				
FY 2028	04.00 Exterior Closure	Fascia Board & Trim Painting	\$ 14,437	
	09.00 Electrical Systems	Electrical Planning Report	\$ 4,664	
	12.00 Site Improvements	Concrete Sidewalk Partial Upgrades Allowance	\$ 11,105	
		Landscaping General Upgrades	\$ 11,105	
		Yard Lights Replacement	\$ 2,887	
	12.00 Site Improvements Subtotal = \$ 25,097.00			
FY 2028 Annual Expense Total = \$ 44,198				
FY 2029	10.00 Services/Professional Fees	Insurance Appraisal	\$ 1,509	
Annual Expense Total = \$ 1,509				
FY 2031	03.00 Superstructure	Deck Privacy / Guard Wall Upgrades	\$ 9,866	
		Exterior Stairs General Upgrades	\$ 55,499	
	03.00 Superstructure Subtotal = \$ 65,365.00			
	04.00 Exterior Closure	Sealant of Windows, Doors & Weather Stripping	\$ 9,620	
		Window Glass 5% Partial Replacement	\$ 13,431	
	04.00 Exterior Closure Subtotal = \$ 23,051.00			
	10.00 Services/Professional Fees	Depreciation Study Updates	\$ 4,973	
	12.00 Site Improvements	Asphalt Paving Crack Filling	\$ 6,167	
Fence - Perimeter Fence Repairs / Upgrades Allowance		\$ 4,317		
Fence - Perimeter Fence, 4 ft Ht		\$ 21,953		

Year	Category	Item Name	Expense
FY 2031	12.00 Site Improvements	Fence - Perimeter Fence, 6 ft Ht	\$ 22,477
		Painting - Parking Lines	\$ 4,317
		Signage Replacement / Upgrade Allowance	\$ 6,167
		Underground Service - Camera Inspection	\$ 4,317
12.00 Site Improvements Subtotal = \$ 69,715.00			
FY 2031 Annual Expense Total = \$ 163,104			
FY 2032	10.00 Services/Professional Fees	Insurance Appraisal	\$ 1,676
Annual Expense Total = \$ 1,676			
FY 2033	04.00 Exterior Closure	Doors - Unit Front Entry Doors Replacement	\$ 68,775
		Exterior Stucco Wall Painting	\$ 208,850
		04.00 Exterior Closure Subtotal = \$ 277,625.00	
FY 2033 Annual Expense Total = \$ 277,625			
FY 2035	10.00 Services/Professional Fees	Insurance Appraisal	\$ 1,862
Annual Expense Total = \$ 1,862			
FY 2036	03.00 Superstructure	Deck Privacy / Guard Wall Upgrades	\$ 11,750
	04.00 Exterior Closure	Doors - Deck / Patio Sliding Doors	\$ 66,830
		Doors - Storage and Electrical Shed Doors Replacement	\$ 6,610
		Window Glass 5% Partial Replacement	\$ 15,995
		04.00 Exterior Closure Subtotal = \$ 89,435.00	
	06.00 Mechanical	Interior Pipes Partial Replacement	\$ 36,720
	10.00 Services/Professional Fees	Depreciation Study Updates	\$ 5,922
	12.00 Site Improvements	Asphalt Paving Crack Filling	\$ 7,344
		Fence - Perimeter Fence Repairs / Upgrades Allowance	\$ 5,141
		Painting - Parking Lines	\$ 5,141
Underground Service - Camera Inspection		\$ 5,141	
12.00 Site Improvements Subtotal = \$ 22,767.00			
FY 2036 Annual Expense Total = \$ 166,594			
FY 2038	04.00 Exterior Closure	Doors - Deck / Patio Sliding Doors	\$ 71,668
		Fascia Board & Trim Painting	\$ 20,477
		04.00 Exterior Closure Subtotal = \$ 92,145.00	
	10.00 Services/Professional Fees	Insurance Appraisal	\$ 2,067
	12.00 Site Improvements	Chainlink Fence - 5' Ht Replacement	\$ 64,887
		Chainlink Fence - With Inserts, 5' Ht. Replacement Allowance	\$ 23,367
		Concrete Sidewalk Partial Upgrades Allowance	\$ 15,751
		Landscaping General Upgrades	\$ 15,751
12.00 Site Improvements Subtotal = \$ 119,756.00			
FY 2038 Annual Expense Total = \$ 213,968			

<b>Year</b>	<b>Category</b>	<b>Item Name</b>	<b>Expense</b>	
FY 2040	03.00 Superstructure	Concrete Patio Partial Upgrades Allowance	\$ 33,783	
	04.00 Exterior Closure	Doors - Deck / Patio Sliding Doors	\$ 76,857	
	12.00 Site Improvements	Underground Services - Water, Sewer & Storm and Perimeter Drain Partial Replacement	\$ 84,458	
FY 2040 Annual Expense Total = \$ 195,098				
FY 2041	03.00 Superstructure	Concrete Patio Crack Filling Allowance (Cracks noted at some patio)	\$ 4,373	
		Deck Privacy / Guard Wall Upgrades	\$ 13,994	
	03.00 Superstructure Subtotal = \$ 18,367.00			
	04.00 Exterior Closure	Doors - Storage and Electrical Shed Doors Painting	\$ 2,624	
		Doors - Unit Front Entry Doors Painting	\$ 27,288	
		Exterior Wall Unexpected Repairs / Upgrades Allowance	\$ 454,804	
		Window Glass 5% Partial Replacement	\$ 19,049	
	04.00 Exterior Closure Subtotal = \$ 503,765.00			
	09.00 Electrical Systems	Electrical System General Upgrades Allowance	\$ 17,492	
		Exterior Lighting Upgrades (Newer) Allowance	\$ 13,119	
	09.00 Electrical Systems Subtotal = \$ 30,611.00			
	10.00 Services/Professional Fees	Depreciation Study Updates	\$ 7,053	
		Insurance Appraisal	\$ 2,296	
	10.00 Services/Professional Fees Subtotal = \$ 9,349.00			
	12.00 Site Improvements	Asphalt Paving Crack Filling	\$ 8,746	
Asphalt Paving, 2" Scrape and Peel		\$ 368,027		
Fence - Perimeter Fence Repairs / Upgrades Allowance		\$ 6,122		
Painting - Parking Lines		\$ 6,122		
Underground Service - Camera Inspection		\$ 6,122		
12.00 Site Improvements Subtotal = \$ 395,139.00				
FY 2041 Annual Expense Total = \$ 957,231				
FY 2042	03.00 Superstructure	Concrete Patio Partial Upgrades Allowance	\$ 36,229	
	04.00 Exterior Closure	Doors - Deck / Patio Sliding Doors	\$ 82,421	
FY 2042 Annual Expense Total = \$ 118,650				
FY 2044	03.00 Superstructure	Concrete Patio Partial Upgrades Allowance	\$ 38,852	
	10.00 Services/Professional Fees	Insurance Appraisal	\$ 2,550	
FY 2044 Annual Expense Total = \$ 41,402				
FY 2045	03.00 Superstructure	Decks Vinyl Membrane (All but Unit 25 completed in 2023/2024)	\$ 42,246	
Annual Expense Total = \$ 42,246				
FY 2046	03.00 Superstructure	Concrete Patio Partial Upgrades Allowance	\$ 45,832	
		Decks Vinyl Membrane (Unit 25 Only)	\$ 6,250	

<b>Year</b>	<b>Category</b>	<b>Item Name</b>	<b>Expense</b>	
FY 2046	03.00 Superstructure	Exterior Stairs Periodic Repairs / Upgrades Allowance	\$ 10,416	
	03.00 Superstructure Subtotal = \$ 62,498.00			
	04.00 Exterior Closure	Sealant of Windows, Doors & Weather Stripping	\$ 16,249	
		Window Glass 10% Partial Replacement	\$ 45,373	
	04.00 Exterior Closure Subtotal = \$ 61,622.00			
	10.00 Services/Professional Fees	Depreciation Study Updates	\$ 8,400	
	12.00 Site Improvements	Asphalt Paving Crack Filling	\$ 10,416	
		Fence - Perimeter Fence Repairs / Upgrades Allowance	\$ 7,291	
		Painting - Parking Lines	\$ 7,291	
		Underground Service - Camera Inspection	\$ 7,291	
12.00 Site Improvements Subtotal = \$ 32,289.00				
FY 2046 Annual Expense Total = \$ 164,809				
FY 2047	10.00 Services/Professional Fees	Insurance Appraisal	\$ 2,832	
Annual Expense Total = \$ 2,832				
FY 2048	03.00 Superstructure	Concrete Patio Partial Upgrades Allowance	\$ 49,150	
	04.00 Exterior Closure	Fascia Board & Trim Painting	\$ 29,043	
	12.00 Site Improvements	Concrete Sidewalk Partial Upgrades Allowance	\$ 22,341	
		Landscaping General Upgrades	\$ 22,341	
12.00 Site Improvements Subtotal = \$ 44,682.00				
FY 2048 Annual Expense Total = \$ 122,875				
FY 2049	05.00 Roofing	Downspout & Gutter Replacement	\$ 175,824	
		Roof - Fibreglass Shingle Replacement (All new in 2023/2024)	\$ 557,048	
	05.00 Roofing Subtotal = \$ 732,872.00			
FY 2049 Annual Expense Total = \$ 732,872				
FY 2050	10.00 Services/Professional Fees	Insurance Appraisal	\$ 3,145	
Annual Expense Total = \$ 3,145				
FY 2051	03.00 Superstructure	Upper Floor Walkways Vinyl Membrane	\$ 49,621	
	04.00 Exterior Closure	Window Glass 10% Partial Replacement	\$ 54,037	
	09.00 Electrical Systems	Exterior Lighting Upgrades (Older) Allowance	\$ 12,405	
	10.00 Services/Professional Fees	Depreciation Study Updates	\$ 10,004	
	12.00 Site Improvements	Asphalt Paving Crack Filling	\$ 12,405	
		Fence - Perimeter Fence Repairs / Upgrades Allowance	\$ 8,684	
		Fence - Perimeter Fence, 4 ft Ht	\$ 44,162	
		Painting - Parking Lines	\$ 8,684	
Underground Service - Camera Inspection	\$ 8,684			
12.00 Site Improvements Subtotal = \$ 82,619.00				
FY 2051 Annual Expense Total = \$ 208,686				

<b>Year</b>	<b>Category</b>	<b>Item Name</b>	<b>Expense</b>
FY 2053	04.00 Exterior Closure	Exterior Stucco Wall Painting	\$ 420,143
	10.00 Services/Professional Fees	Insurance Appraisal	\$ 3,492
FY 2053 Annual Expense Total = \$ 423,635			
FY 2056	03.00 Superstructure	Concrete Patio Crack Filling Allowance (Cracks noted at some patio)	\$ 7,387
	04.00 Exterior Closure	Doors - Storage and Electrical Shed Doors Painting	\$ 4,432
		Doors - Unit Front Entry Doors Painting	\$ 46,094
		Window Glass 15% Partial Replacement	\$ 96,532
		04.00 Exterior Closure Subtotal = \$ 147,058.00	
	10.00 Services/Professional Fees	Depreciation Study Updates	\$ 11,914
		Insurance Appraisal	\$ 3,878
	10.00 Services/Professional Fees Subtotal = \$ 15,792.00		
	12.00 Site Improvements	Asphalt Paving Crack Filling	\$ 14,774
		Fence - Perimeter Fence Repairs / Upgrades Allowance	\$ 10,342
		Fence - Perimeter Fence, 6 ft Ht	\$ 53,851
		Painting - Parking Lines	\$ 10,342
		Signage Replacement / Upgrade Allowance	\$ 14,774
Underground Service - Camera Inspection		\$ 10,342	
12.00 Site Improvements Subtotal = \$ 114,425.00			
FY 2056 Annual Expense Total = \$ 284,662			

FIRST SHEET, SHEET 1 OF 9 SHEETS

# STRATA PLAN OF LOT A, SECTION 36, TOWNSHIP 9, RUPERT DISTRICT. PLAN 35746

# 06-MW.R6.34.176

# STRATA PLAN NO. VIS2090

B.C.G.S. 92L068

SCALE 1:500




### LEGEND

- Bearings are Astronomic and are derived from Plan 35746
- (C) Indicates Common Property BLDG Indicates BUILDING
- (P) indicates Patio
- (B) Indicates Balcony
- Pt. Indicates Part
- All distances are in metres. m<sup>2</sup> indicates square metres.

This plan lies within the Mount Waddington Regional District and the District of Port Hardy.

EE21783  
mf

Deposited and Registered in the Land Title Office at Victoria, B.C. this 19 day of March, 1990.

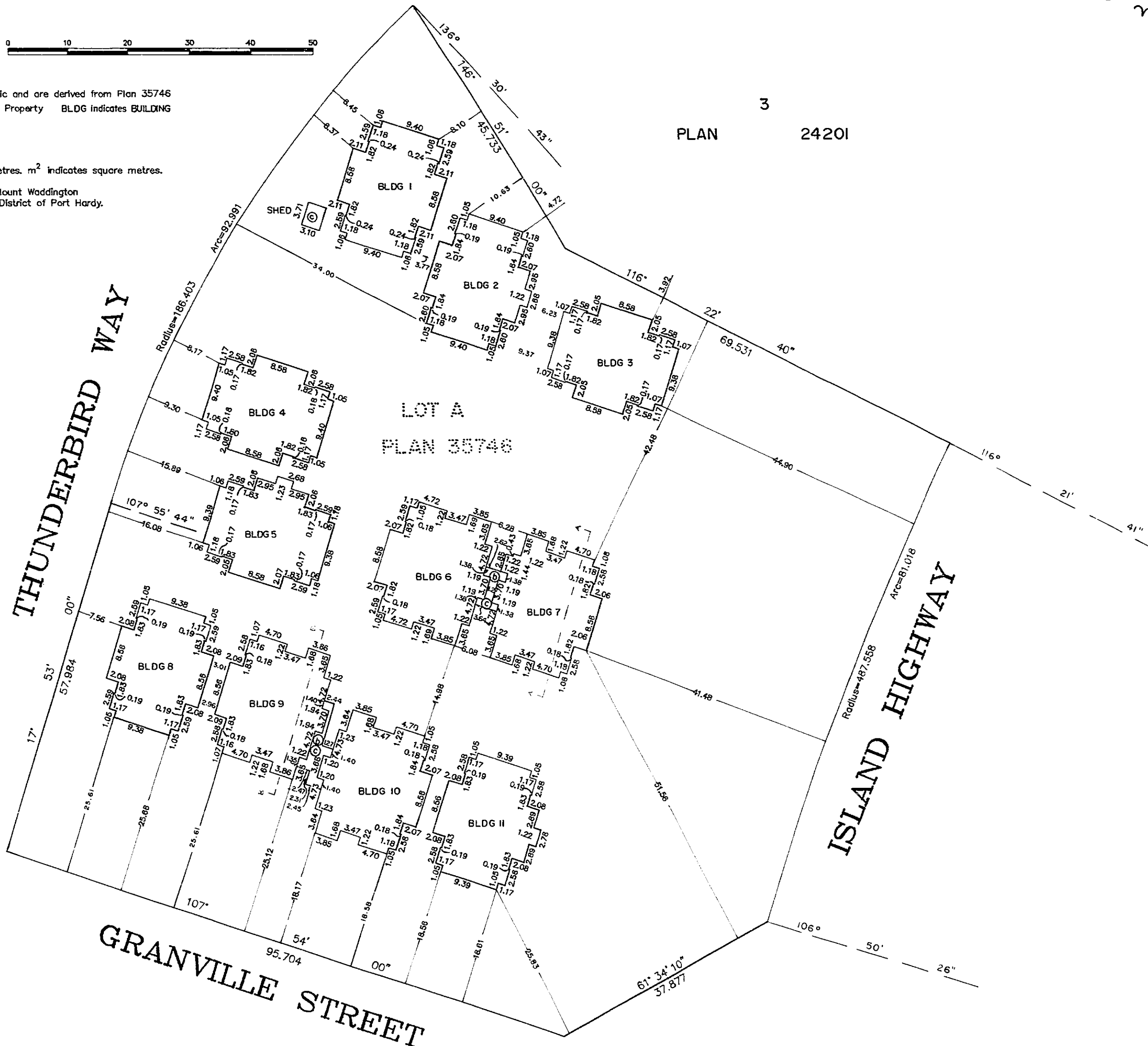


Deputy Registrar

All balconies and patios are defined as to height by the centre of the floor above or it's extensions or where there is no floor above, by the average height of a strata lot within the same building unless otherwise indicated.

Civic Address  
9130 Granville Street  
Port Hardy, B.C.  
VON 2P0

The address for service of documents on the Strata Corporation is:  
105 - 3550 Saanich Road  
Victoria, B.C.  
V8X 1X2



CHICALO YOUNG & ASSOCIATES  
B.C. LAND SURVEYORS  
NO. 4 1330 ELM STREET  
CAMPBELL RIVER, B.C.  
V9W 3A6  
FILE NO. 90028

I, J.E. CHICALO, British Columbia Land Surveyor of Campbell River, in British Columbia certify that the buildings erected on the parcel described above are wholly within the external boundaries of that parcel.

*Jack E Chicalo* B.C.L.S.

Dated at Campbell River, B.C.  
this 27<sup>th</sup> day of February, 1990.

STRATA PLAN NO. VIS 2090

CONDOMINIUM ACT

LOT	SHEET NO.	FORM 1 SCHEDULE OF UNIT ENTITLEMENT	FORM 2 SCHEDULE OF INTEREST UPON DESTRUCTION	FORM 3 SCHEDULE OF VOTING RIGHTS
1	3 & 4	106	60 000	
2	3 & 4	106	60 000	
3	3 & 4	106	60 000	
4	3 & 4	106	60 000	
5	3 & 4	106	60 000	
6	3 & 4	106	60 000	
7	3 & 4	106	60 000	
8	3 & 4	106	60 000	
9	3 & 4	106	60 000	
10	3 & 4	106	60 000	
11	3 & 4	106	60 000	
12	3 & 4	106	60 000	
13	3 & 4	106	60 000	
14	3 & 4	106	60 000	
15	3 & 4	106	60 000	
16	3 & 4	106	60 000	
17	3 & 4	108	60 000	
18	3 & 4	108	60 000	
19	3 & 4	108	60 000	
20	3 & 4	108	60 000	
21	3 & 4	106	60 000	
22	3 & 4	106	60 000	
23	3	78	50 000	
24	3	78	50 000	
25	4	78	50 000	
26	4	78	50 000	
27	5	78	50 000	
28	5	78	50 000	
29	6	78	50 000	
30	6	78	50 000	
31	5 & 6	105	60 000	
32	5 & 6	105	60 000	
33	5 & 6	106	60 000	
34	5 & 6	106	60 000	
35	5 & 6	106	60 000	
36	5 & 6	106	60 000	
37	5 & 6	106	60 000	
38	5 & 6	106	60 000	
39	6	78	50 000	
40	6	78	50 000	
41	6	81	50 000	
42	6	81	50 000	
43	5	78	50 000	
44	5	78	50 000	
45	5	81	50 000	
46	5	81	50 000	
47	5 & 6	108	60 000	
48	5 & 6	108	60 000	
49	5 & 6	104	60 000	
50	5 & 6	104	60 000	
51	5 & 6	104	60 000	
52	5 & 6	104	60 000	
AGGREGATE		5074	2 960 000	

*T. Banley*  
Witness

*Clare Bell*  
*C. Stewart*  
Authorized Signatory

VICTORIA SHIP REPAIR LTD.

*[Signature]*  
Witness

*E. Hodge*  
Authorized Signatory

*Solicitor*  
Occupation

*D. Bau*  
Authorized Signatory

800-1070 Douglas St.  
Address Victoria B.C.

*[Signature]*  
Authorized Signatory

FORM 10  
CERTIFICATE OF APPROVAL

I hereby certify that the construction of the buildings situated on Lot A, Section 36, Township 9, Rupert District, Plan 35746, has been approved for Strata Plan development.

12 day of APRIL 1990

*[Signature]*  
Mayor

*[Signature]*  
Clerk

PEOPLES TRUSS COMPANY

*[Signature]*  
Authorized Signatory  
*[Signature]*  
Authorized Signatory

F.C.S. HOLDINGS LTD

*[Signature]*  
Authorized Signatory

Authorized Signatory

Accepted as to Forms 1, 2 and 3  
this 5 day of June 1990

*[Signature]*  
Superintendent of Real Estate

ELUNED WILLIAMS

*Eluned Williams*  
Witness  
*E. Hodge*  
Mortgage Broker  
Occupation  
*Liaman*  
Mortgage Broker  
Victoria B.C.  
Address

STATUTORY DECLARATION

I / WE the undersigned do solemnly declare that:  
(1) I / We the undersigned am/are the duly authorized agent of the owner developer.

(2) The Strata Plan is entirely for residential use.  
I / WE make this solemn declaration conscientiously believing it to be true and knowing it is of the same force and effect as if made under oath.

*E. Hodge*  
Witness

*[Signature]*  
Book-keeper  
Occupation  
10740 Allison Pl.  
Address Richmond B.C.

Safety First Savings + Mortgage Corp  
*Brent Harris*  
Authorized Signatory

Declared before me at Victoria  
this 3 day of MAY 1990

*[Signature]*  
A Commissioner for taking Oaths

Dated this 27<sup>th</sup> day of February, 1990.

*Jack E. Prican* B.C.L.S.



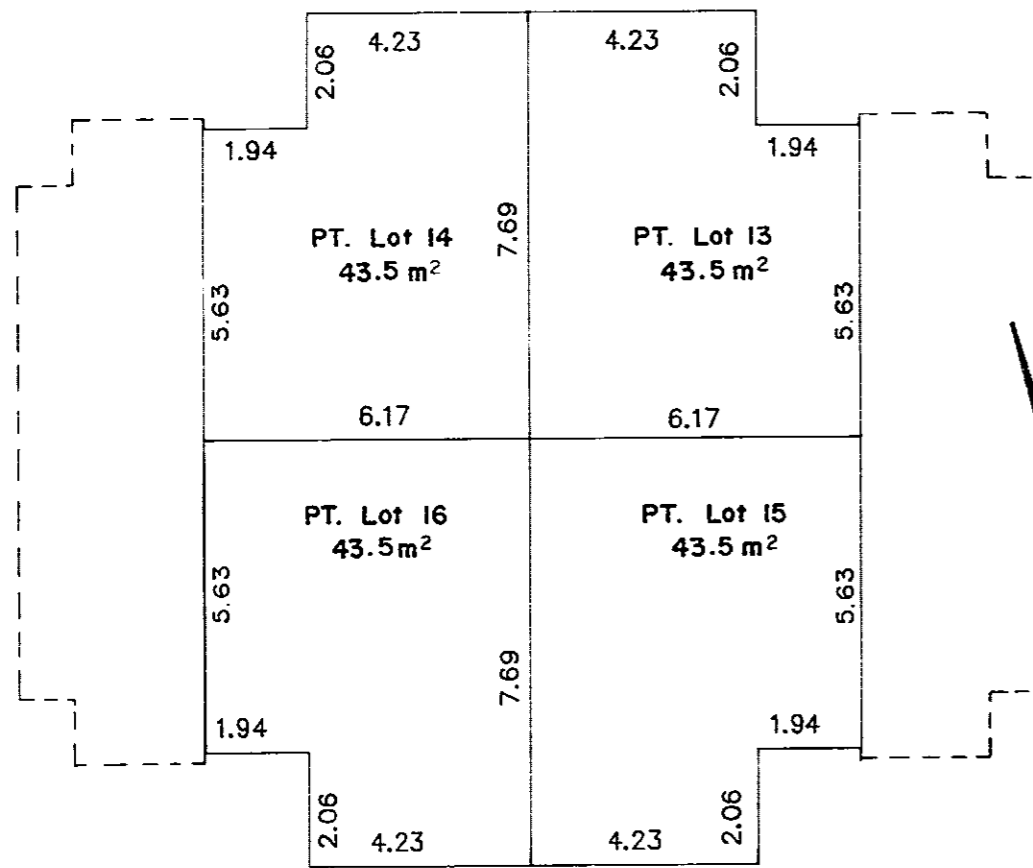
SCALE 1:125



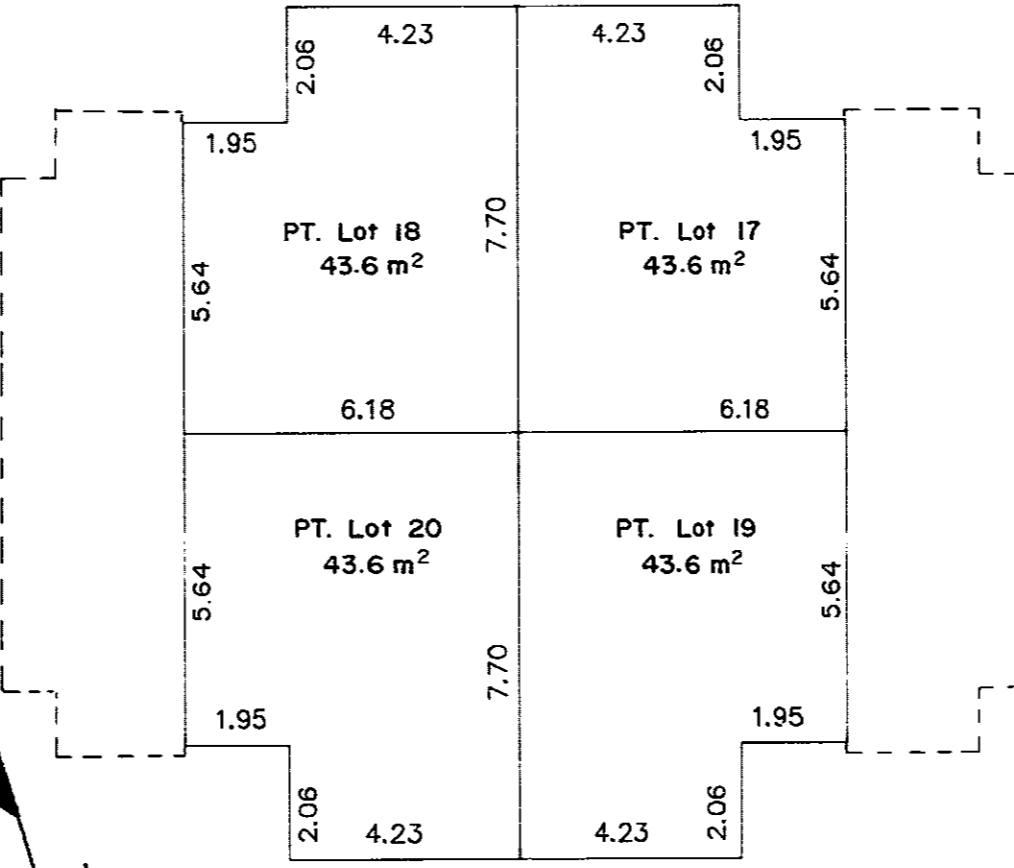
UPPER FLOOR STRATA LOTS

STRATA PLAN NO.

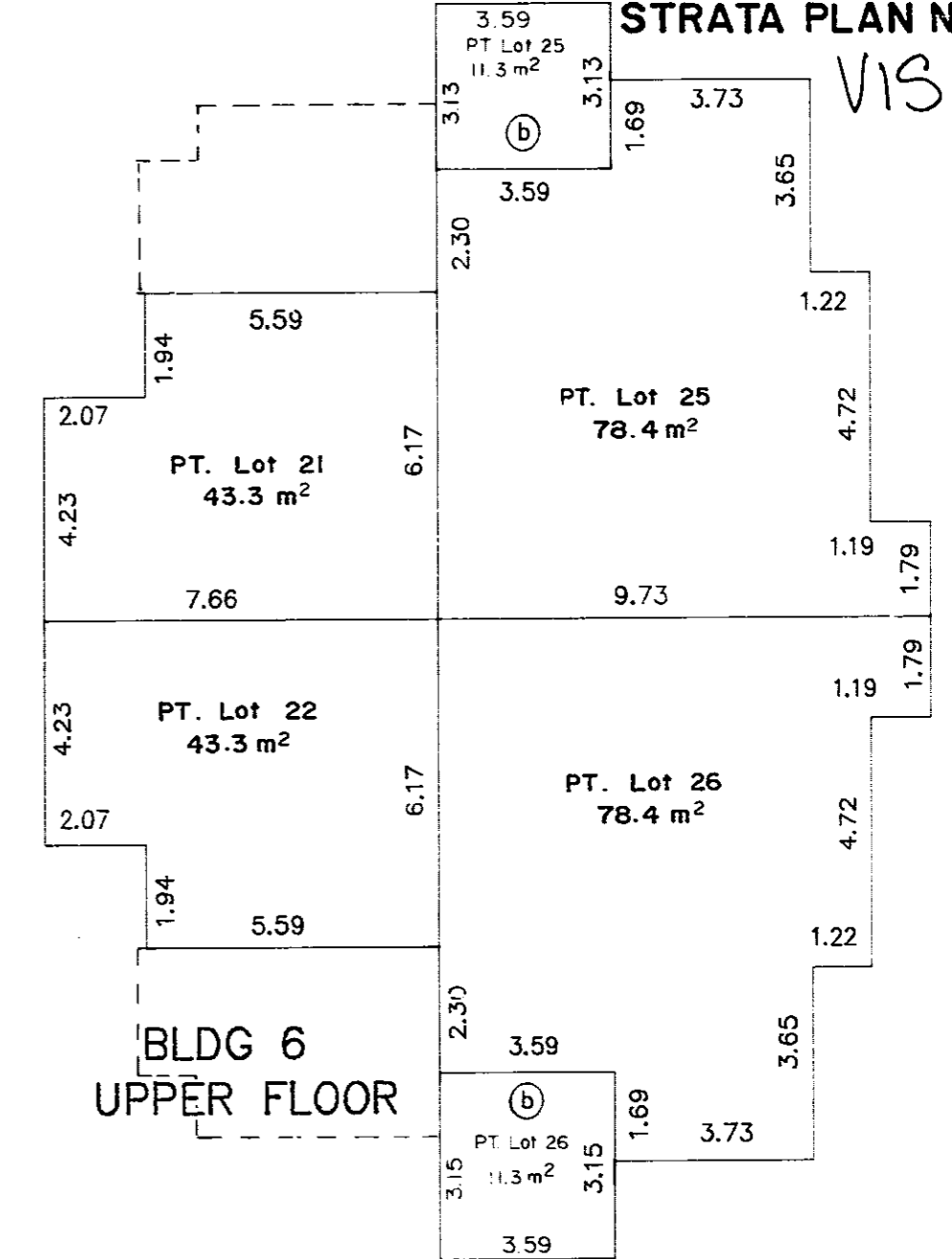
VIS2090



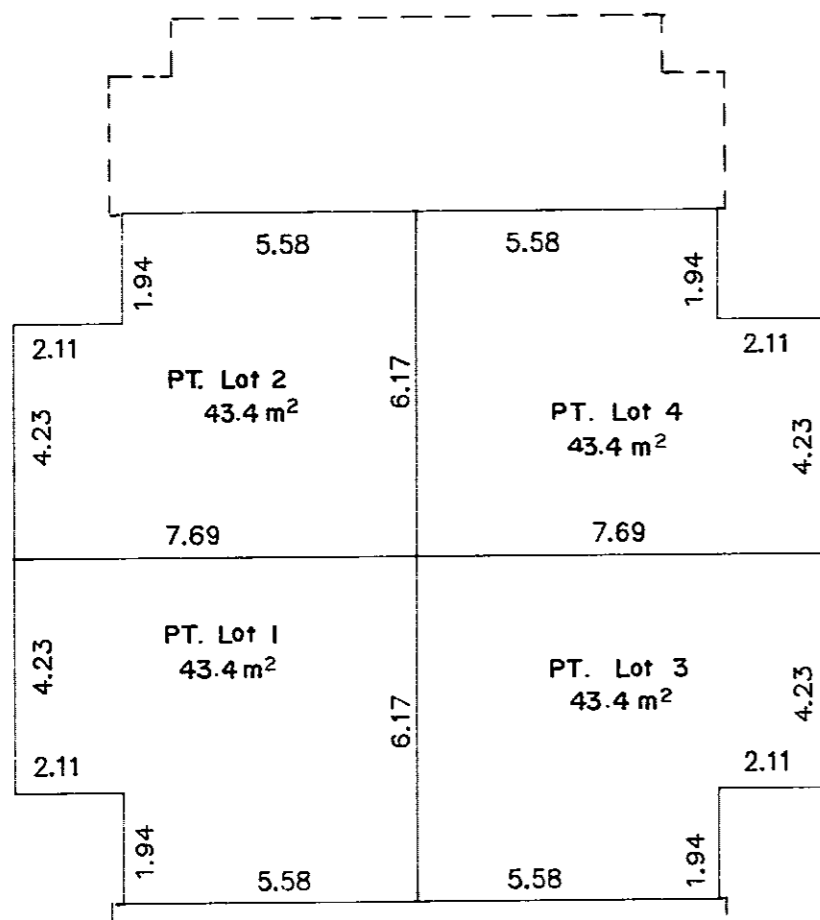
BLDG 4  
UPPER FLOOR



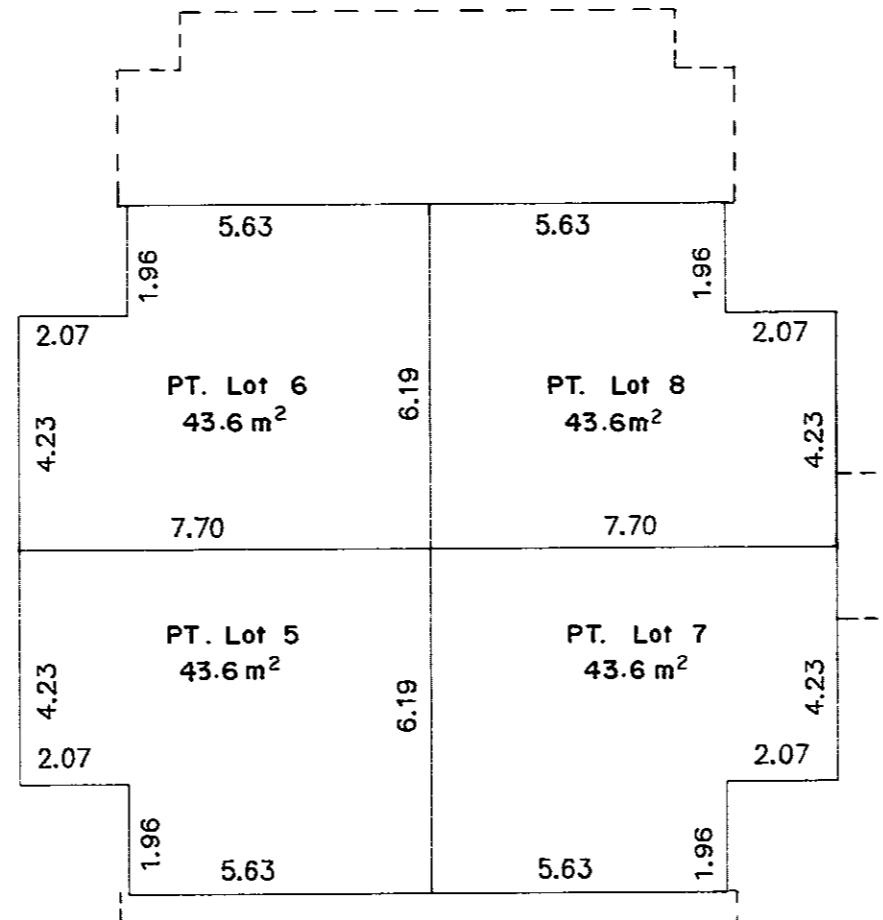
BLDG 5  
UPPER FLOOR



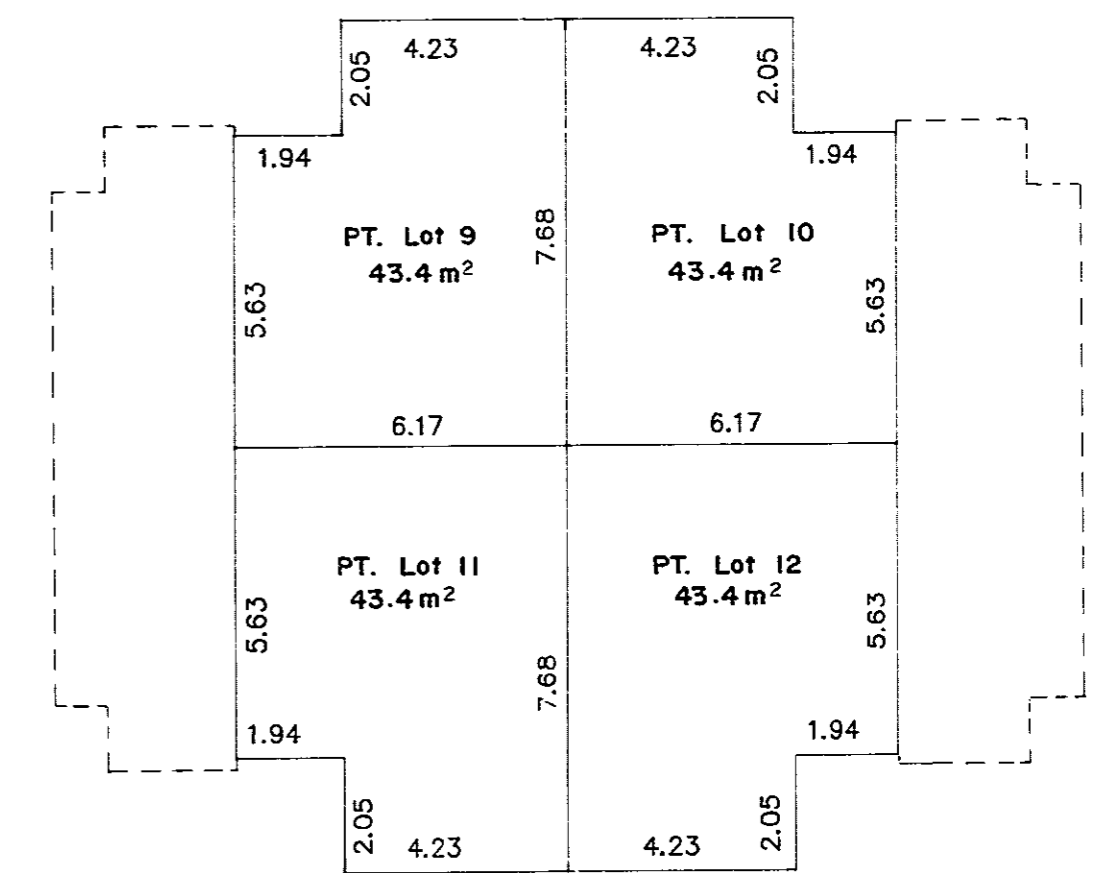
BLDG 6  
UPPER FLOOR



BLDG 1  
UPPER FLOOR



BLDG 2  
UPPER FLOOR



BLDG 3  
UPPER FLOOR

Dated this 27<sup>TH</sup> day of February, 1990.

*Jack E. Tricak*  
B.C.L.S.

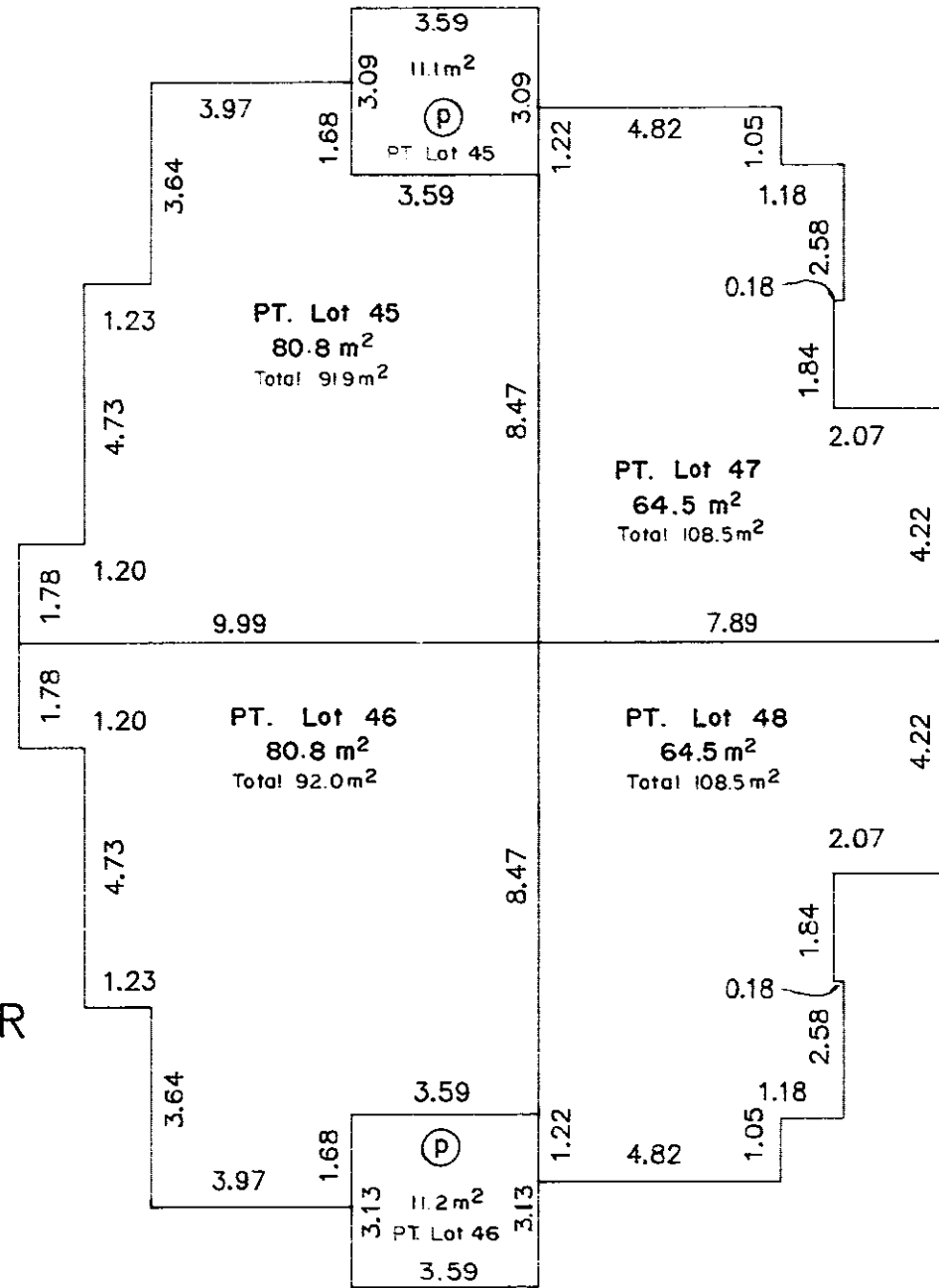
SCALE 1:125



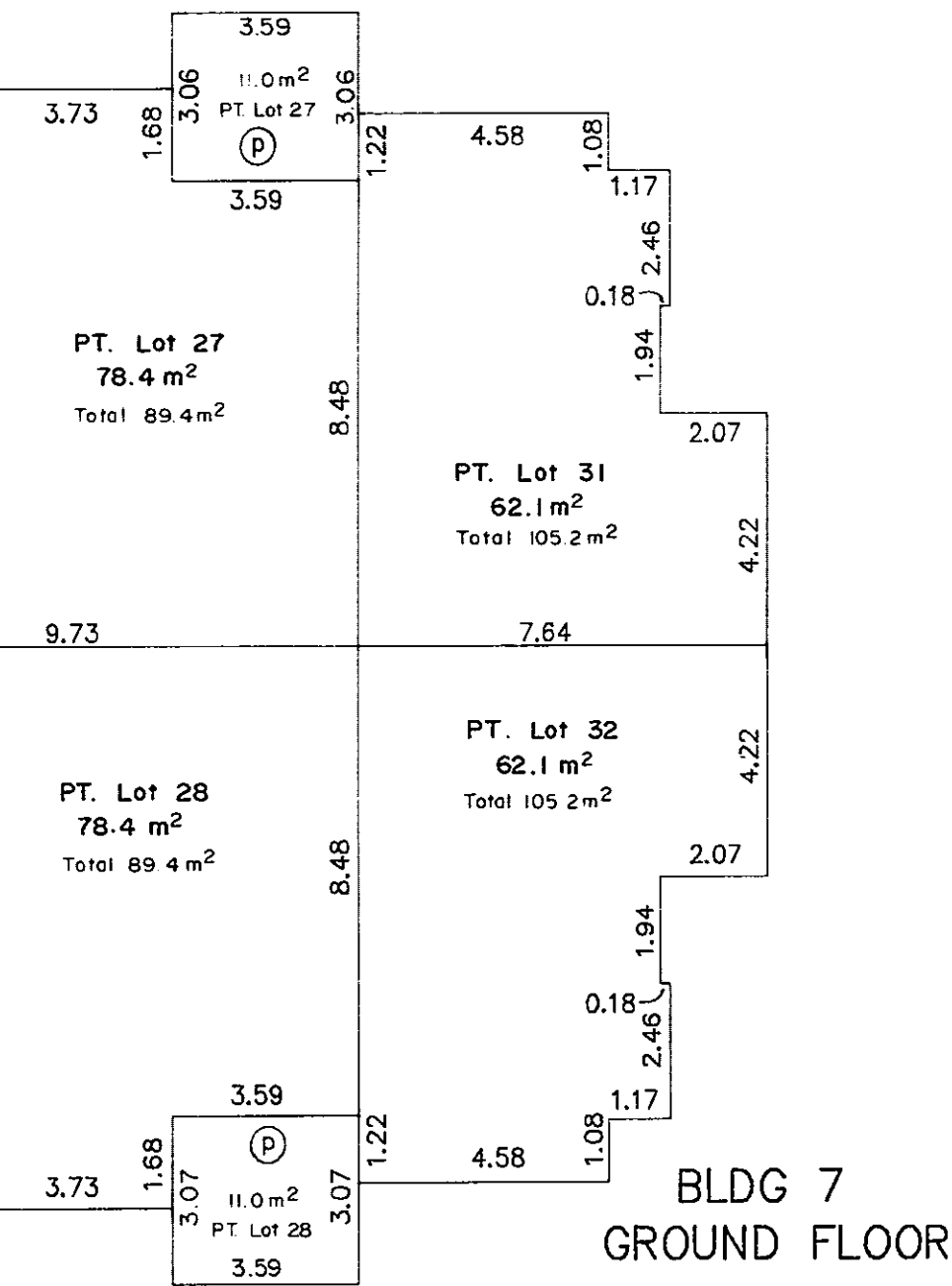
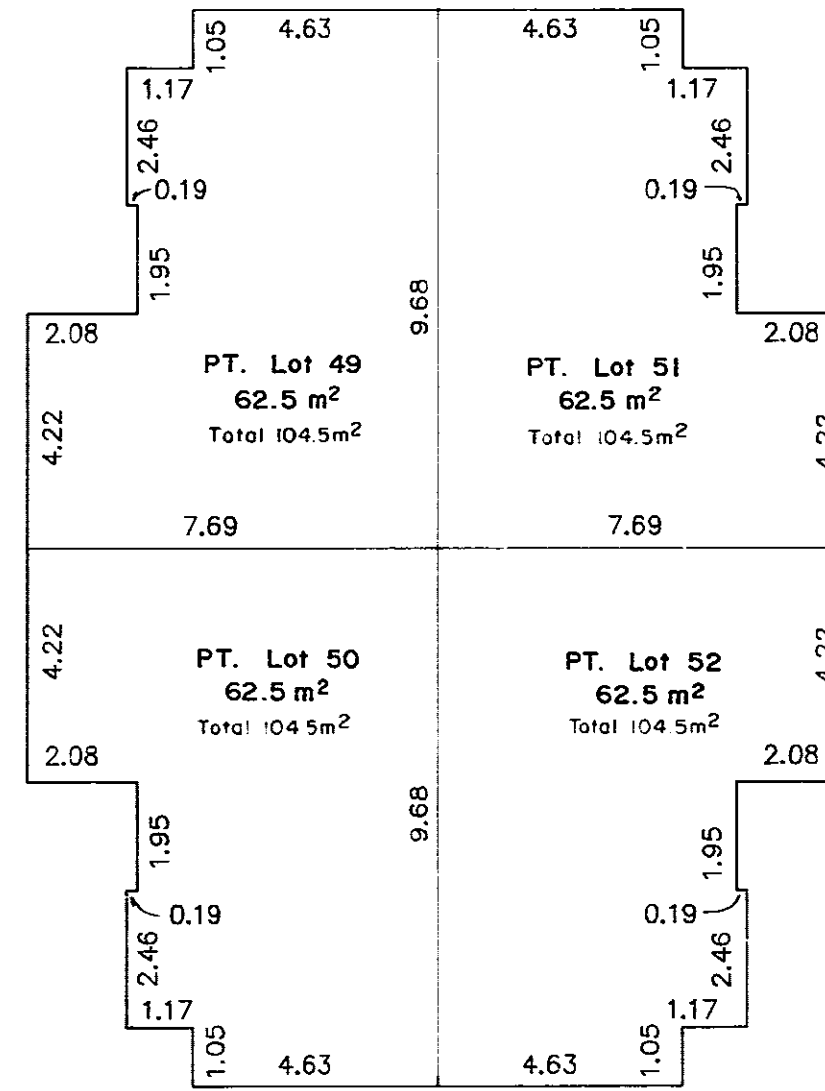
GROUND FLOOR STRATA LOTS

STRATA PLAN NO. VIS2090

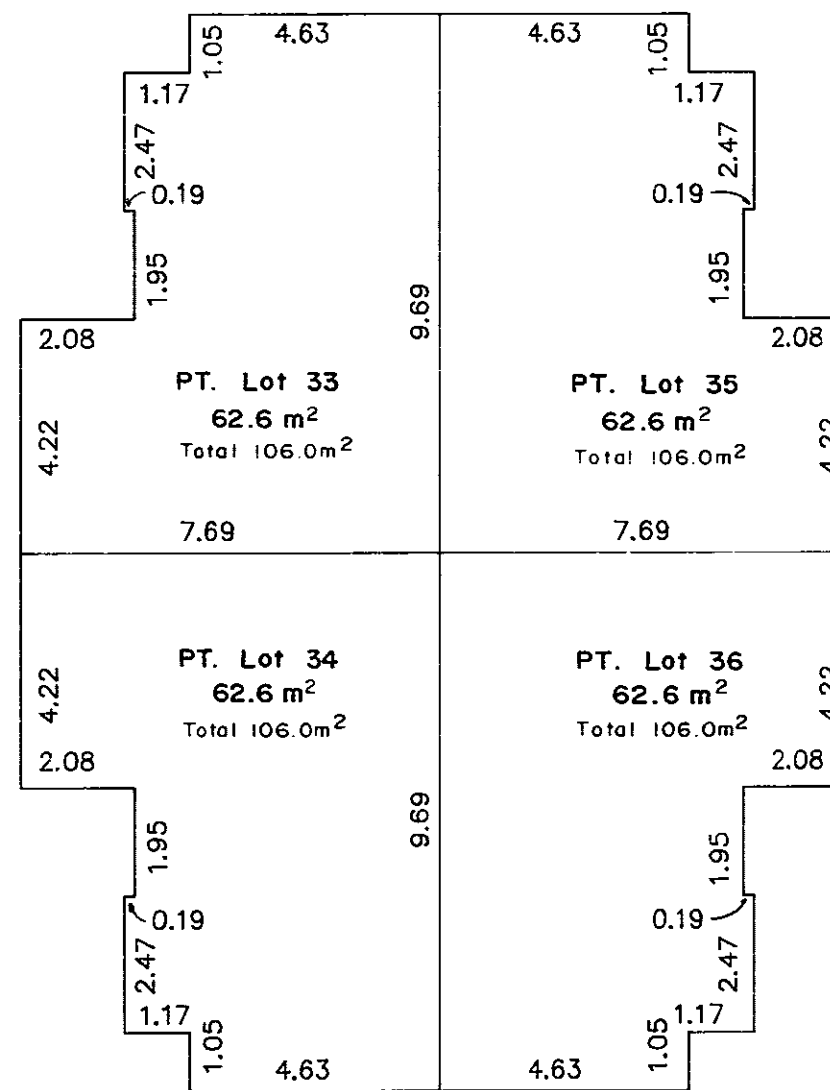
BLDG 10 GROUND FLOOR



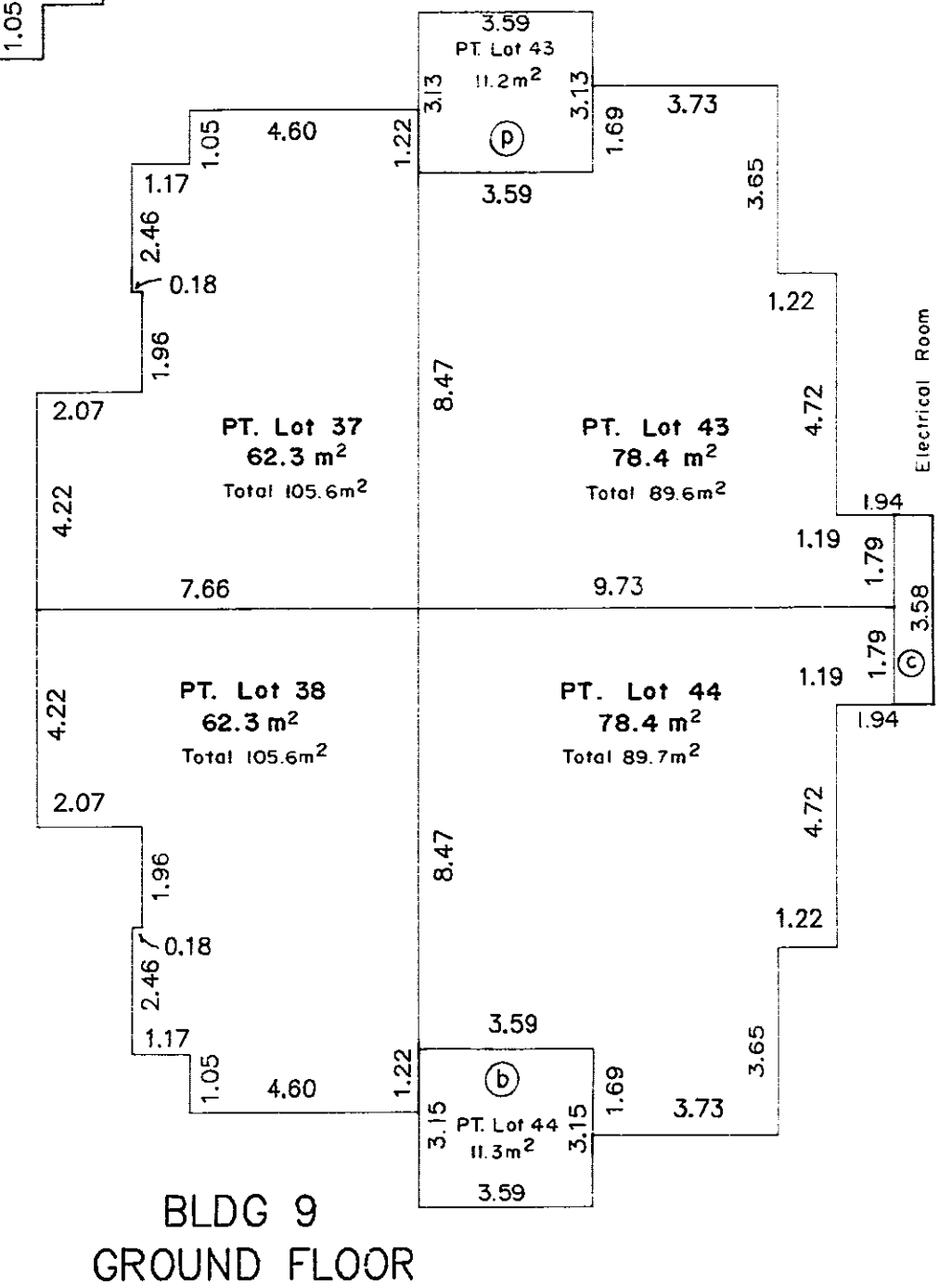
BLDG 11 GROUND FLOOR



BLDG 7 GROUND FLOOR



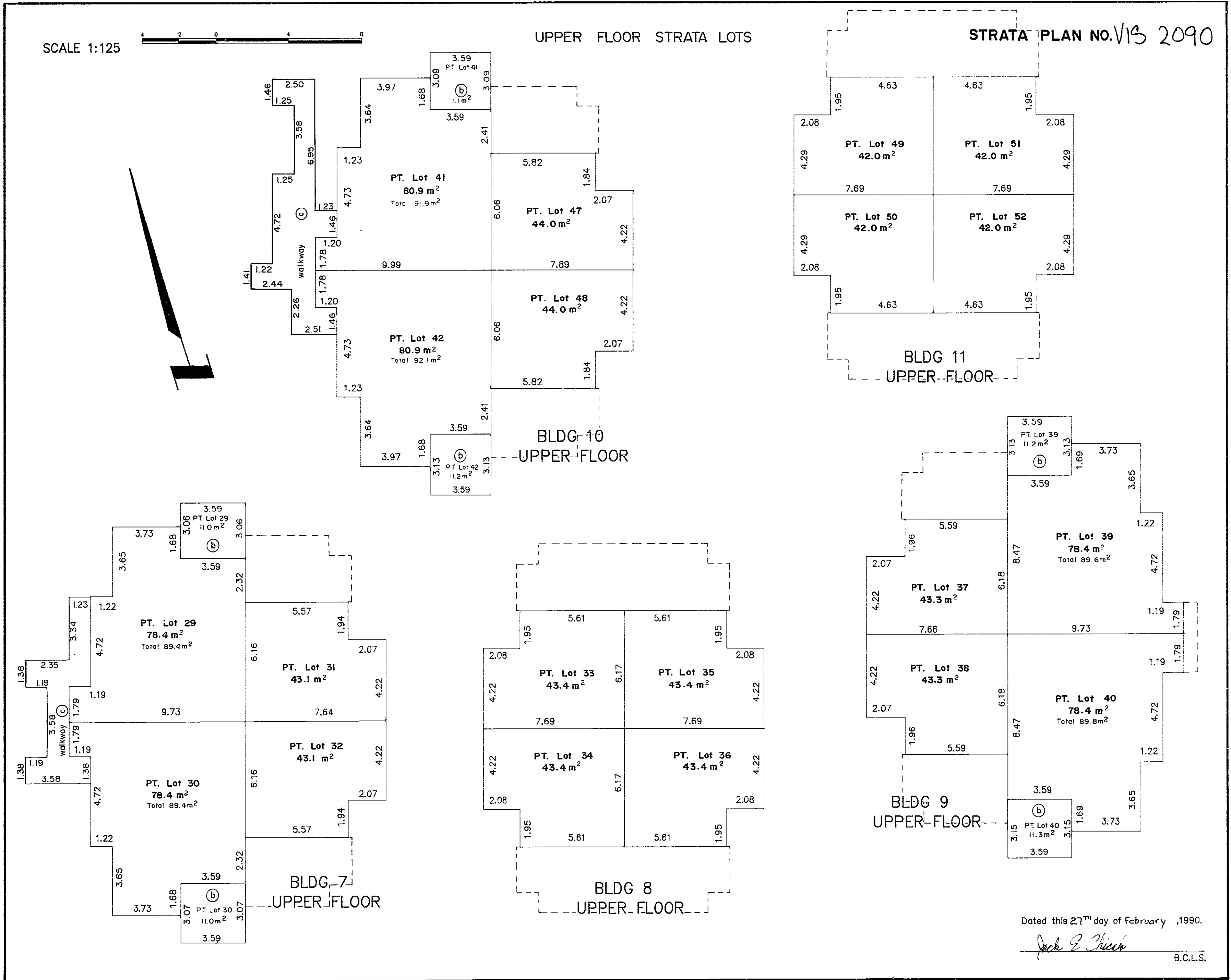
BLDG 8 GROUND FLOOR



BLDG 9 GROUND FLOOR

Dated this 27<sup>th</sup> day of February, 1990.

*Jack P. Nicols*  
B.C.L.S.



Dated this 27<sup>th</sup> day of February, 1990.

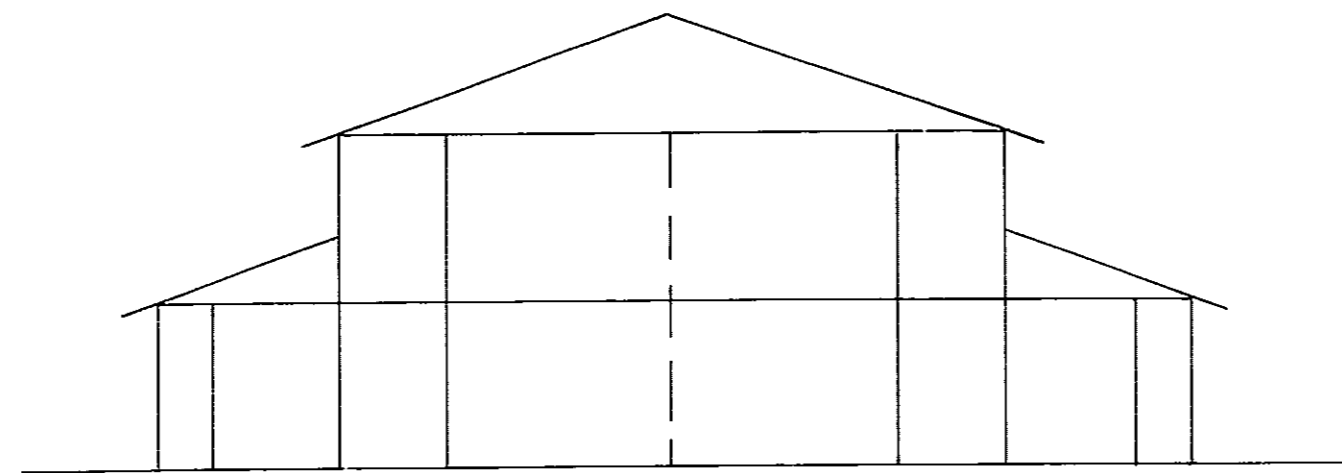
*Jack E. Jivian*

B.C.L.S.

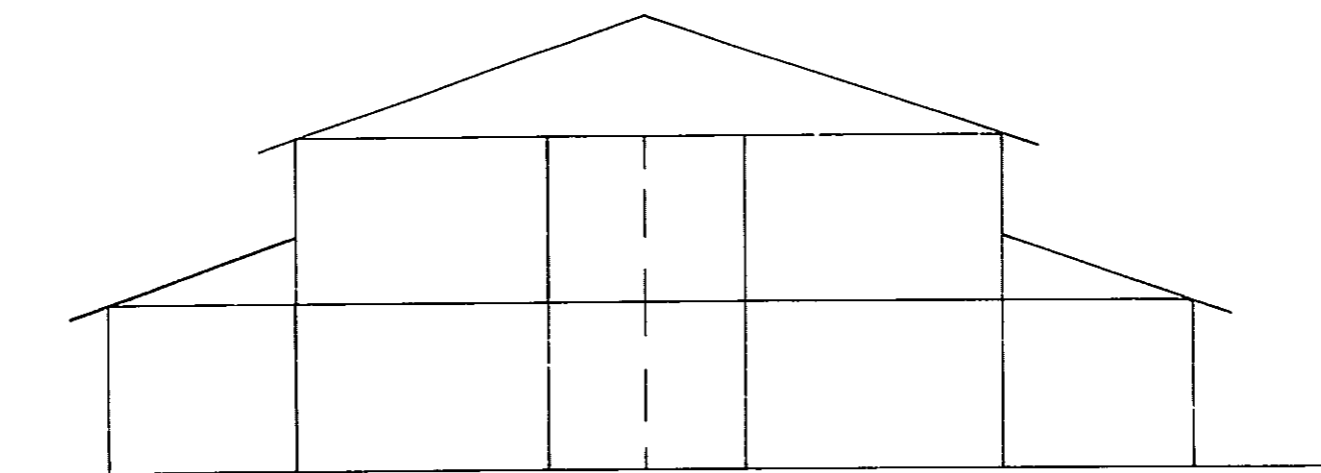
STRATA PLAN NO. *VIS 2090*

ELEVATIONS AND CROSS SECTIONS

SCALE 1:125



WEST ELEVATION  
BUILDING 7  
A ——— A  
SECTION



WEST ELEVATION  
BUILDING 9  
B ——— B  
SECTION

Dated this 27<sup>th</sup> day of February, 1990

*Jack E. Childs*  
B.C.L.S.






# STRATA CORPORATION MULTI-FAMILY PROJECT MAINTENANCE MANUAL



Provided by: Pacific Rim Appraisals Ltd.



# STRATA CORPORATION MAINTENANCE MANUAL

## Table of Contents

### A. INTRODUCTION

- Common Property
- Why is Maintenance Required?
- When to Start Your Maintenance Program?
- Establish a Maintenance Budget
- Renewal Versus Maintenance
- Who Should Complete Maintenance Repairs/Inspections on Behalf of the Strata Corporation?
- Proper Record Keeping is Imperative for an Effective Maintenance Program

### B. EXTERIOR MAINTENANCE ITEMS

#### **General Exterior**

Maintenance Scheduling	Asphalt
General Driveways or Parking Surfaces	Site Drainage and Grading
Concrete Driveways, Sidewalks and Patios	Drain Tile and Sump
Concrete Pavers	Landscaping

#### **Exterior Cladding and Material Components**

Building Envelope – General	Flashing
Rainscreen Wall System	Windows
Vinyl and Metal Siding	Doors
Wood Siding or Composite Siding	Overhead Doors
	Weather –Stripping
Stucco	Storm Doors
Concrete Walls	Finish Hardware
Masonry	Decking and Handrails
Sealants (Caulking)	Paint and Exterior Coatings

#### **Roof and Gutters**

Roof	Gutters and Downspouts
Ice Dams	

#### **Structure**

Foundation	Wood Frame
Basement Floor Slab and Crawl Beams and Teleposts	
Space Ground Seals	

# Table of Contents

## C. MECHANICAL SYSTEM

### Electrical

General

GFCI Circuits

Smoke and Fire Detectors

### Heating and Ventilation

Heating

Ventilation, Condensation and  
Relative Humidity

Range Hoods and Exhaust Fans  
Dryer Vents

### Plumbing

General

Fixtures

Hot Water Tank

Hose Bibs

Toilets

Faucet Repair

Plugged Toilets and Drains

Tub and Shower Enclosures

Floor Drains

Sprinkler Systems

### Elevators

## D. INTERIOR COMMON AREA FINISHES

### Floor Finishes

Hardwood

Resilient Flooring

Carpet

Ceramic Tile

Natural Flooring Products such as  
Marble, Granite & Slate

### Counter Tops and Cabinets

Plastic Laminates

Manufactured Marble

Cabinets

### Paint

### Appliances

## E. EMERGENCY SITUATIONS

Plumbing

Electrical

Heating

Gas

Roof Leaks

Snow

## Table of Contents

- F. **MAINTENANCE MANUAL SIGNOFF FORM**
- G. **DEFICIENCY LIST DOCUMENT**
- H. **SUB-TRADE AND SUPPLIER LIST**
- I. **PROJECT PROFESSIONAL CONSULTANT LIST**
- J. **PROJECT SPECIFIC SAMPLE MAINTENANCE LOG**
- K. **PREPARING A MAINTENANCE LOG**  
Common Property Maintenance Log
- L. **PROFESSIONAL CONSULTANT INSPECTION LOG PREPARATION**  
Common Property Professional Consultant Inspection Log

## **A. INTRODUCTION**



Pacific Rim Appraisals Ltd. is pleased to provide this manual for the use of the Strata Corporation. It provides a summary of maintenance issues the Strata Corporation can expect to encounter with regard to the *Common Property* of the Strata Project. The information covered presents a clear picture that building maintenance is necessary and mandatory for your Strata Corporation. We hope this builds confidence that implementing a planned maintenance program will help protect your home and investment from unnecessary repairs.

### **Common Property**

*The Strata Property Act, 1998* defines *Common Property* as,

- 1) that part of the land and buildings shown on a strata plan that is not part of a strata lot, and
- 2) pipes, wires, cables, chutes, ducts and other facilities for the passage or provision of water, sewage, drainage, gas, oil, electricity, telephone, radio, television, garbage, heating and cooling systems, or other similar services if they are located:
  - a) within a floor, wall or ceiling that forms a boundary.
    - i. between a strata lot and another strata lot
    - ii. between a strata lot and the common property, or
    - iii. between a strata lot or common property and another parcel of land, or
  - b) wholly or partially within a strata lot, if they are capable of being and intended to be used in connection with the enjoyment of another strata lot or the common property.

The Strata Corporation must inform all owners in the Strata Project about the distinction between the individual unit and those areas specified as *Common Property*. In addition, it must be made clear to the owners that it is the duty of the Strata Corporation to address issues related to the *Common Property* and not the individual owner's responsibility. The owners should notify the Strata Corporation of any deficiencies or maintenance concerns and then the Strata Corporation may address the matter as they determine under their overall building maintenance program.

### **Why is Maintenance Required?**

**No home is maintenance free.** All building components have a *design service life*. The life of a component is affected by the environmental conditions it exists in, and by installations, operating and maintenance procedures. As a result, all components of a building require regular inspections and scheduled maintenance to maximize their performance and durability, thus maximizing their service life.

Every building is subject to considerable wear and tear from both weather conditions and occupant usage. This manual attempts to be thorough with regard to the components covered, however, please recognize that the building(s) may contain components not discussed here. It is very important that the Strata Council and individual homeowners with assistance from the retained Property Management Company

become educated about the building(s) and find out as much information about any additional components as possible.

The recommendations noted are intended to provide a basic understanding of the maintenance requirements, however, we must emphasize that the Strata Corporation must immediately set out to establish an annual maintenance program. Through the assistance of your Property Management Company an effective cost efficient program can be developed. The Strata Corporation must then maintain clear and concise records of all work that is completed on the building(s). Please refer to Section C of this manual for further information on the responsibility of The Strata Corporation to **mitigate and maintain** their building(s). **This responsibility is now a legislative requirement under the Homeowner Protection Act Regulation, Part 2, Item 17, and the Strata Property Act 1998, Part 17, Item 2.**

### **When to Start Your Maintenance Program?**

A budget for maintenance should be established once the building(s) has been turned over to the Strata Corporation. If funds have not been allocated in the initial budget for the required annual maintenance, please address this issue with your Property Manager to determine an appropriate amount for proper maintenance. Implementing an effective maintenance program will protect the Strata Corporation from needless repair costs in the future.

### **Establish a Maintenance Budget**

Depending upon the number of individual unit owners within the Strata Corporation funds must be set aside specifically for **annual maintenance** in the operating budget. As an example, say you are in a project consisting of forty units, to start with we suggest an annual maintenance budget of ten thousand dollars be established. To put that number in perspective, for a project this size each individual owner would pay just under twenty-one dollars per month ( $\$10,000/40/12=\$20.83$ ) towards annual maintenance. This amount may then be adjusted once the program is established and in operation to reflect the realistic long-term requirements for maintenance for both interior and exterior components of the building. Remember, just because there are fewer units in a project do not mean less maintenance is required. The cost per unit may in fact increase. The Property Manager should play an integral role in this budgeting process.

### **Renewal Versus Maintenance**

Monies allocated to maintenance should not be confused with the additional requirement for the Strata Corporation to establish a depreciation report and appropriate budget based on the recommendations of a professional reserve fund planner. Renewal costs refers to the larger sums of money the Strata Corporation will incur when particular building components have achieved their serviceable life and must be completely replaced or refurbished. Once the design service life of a component has been maximized, due to regular maintenance, then that component must be replaced with monies from the contingency reserve fund that has been established. Carpet, roof cladding, fencing, painting, boilers are examples of building components that would be included in a contingency reserve fund.

### **Who Should Complete Maintenance Repairs/Inspections on Behalf of the Strata Corporation?**

Undertaking general maintenance and the specific maintenance requirements of your building(s) is not simple. This work should be completed by professionals. Any questions that arise over specific maintenance requirements should be directed to your strata manager and/or the specific product supplier/manufacture.

### **Proper Record Keeping is Imperative for an Effective Maintenance Program**

Proper record keeping that catalogues when maintenance occurs and what actions were undertaken or recommended, is imperative. Members of the Strata Corporation should be made aware of the building components and be familiar with the potential problems and maintenance requirements. It is suggested that an orientation meeting occur with the Strata Council and the appropriate trades.

Summarized at the back of this manual for the use of the Strata Corporation are the following:

- Common Property Maintenance Manual Sign-off Form
- Common Property Deficiency List Document
- Common Property Sub-trade and Supplier List
- Common Property Maintenance Log
- Common Property Professional Inspection Log

## **B. EXTERIOR MAINTENANCE ITEMS**



***The following information provides the framework for a Strata Corporation to establish an effective building maintenance program. This must be read in conjunction with the specific manuals provided on the various exterior building components.***

### **GENERAL EXTERIOR**

#### **Maintenance Scheduling**

The Strata Corporation must establish a maintenance plan that includes a specific maintenance schedule. For the plan to be effective it must be adhered to and adapted as the building ages. A sample maintenance schedule is provided as Section H at the end of this manual. This plan may be modified in consultation with input from the major sub-trades.

A fundamental part of a good maintenance plan is to employ qualified party(s) to monitor the condition and performance of the building components. The maintenance schedule should allow space for a qualified inspector to “sign off” each component as it is inspected. The qualifications of this inspector should be attached to the maintenance schedule as an Appendix for easy reference.

#### **General – Driveways or Parking Surfaces**

Most driveway or parking surfaces can be adversely affected by oil or other contaminants. The Strata Corporation should have a program in place to routinely inspect for and correct dripping oil from the automobiles. In some cases a coating may have been applied to the surface to limit the effects of contaminants on the concrete. The Strata Corporation should be aware of the required maintenance of these coatings to protect the concrete surface from premature wear.

#### **Concrete Driveways, Sidewalks and Patios**

Driveways and sidewalks are generally made of concrete. Concrete is a strong material that wears well and will perform for many years.

Following installation, concrete will shrink as it cures. This shrinkage causes stress in the concrete, which often results in surface cracks as this stress is released. This cracking can be controlled by the installation of control joints in the concrete during construction. These deliberate joints in the concrete are more susceptible to cracking than the remainder of the slab, thereby preventing cracks from occurring in the slab surface itself. Unfortunately, these control measures are not always effective and surface cracks can appear despite the builder’s best efforts. These cracks are generally cosmetic and do not require repair unless they constitute a tripping hazard that exceeds acceptable standards.

Seasonal variations in temperature may also cause cracks in concrete slabs. Soil movement beneath the concrete due to frost can crack and/or raise sections of the concrete. This change in height may change the direction of surface drainage causing water to pool against the foundation wall of the building. Should this occur, repairs should be undertaken to prevent water from pooling, as it may then seep through the foundation wall and into the home or underground parkade.

Both of the instances above are natural occurrences that are beyond the builder's control and, therefore, not considered to be warrantable defects.

Another potential cause of damage to concrete surfaces is road salt and other chemical contaminants. Road salt or other de-icing products used for ice control in the winter may adversely affect the surface of the concrete. A good alternative to de-icers is sand or cat litter for increased traction on icy sections of driveway or sidewalk.

Common lawn fertilizer, contaminated surface water, and run-off from stores materials can cause staining of the concrete surface that cannot be removed. Concrete sealers that are commercially available may reduce damage due to chemical contaminants. Care should be taken in the handling and storage of potential contaminants on or near any concrete surface.

### **Concrete Pavers**

Manufactured concrete products such as paving stones are also susceptible to surface damage and staining. The precautions pertaining to concrete surfaces listed above also apply to these products.

Concrete pavers are installed on a bed of coarse sand or gravel. Some localized settlement may occur due to compaction of these materials. Should some areas settle excessively, lift out the pavers in the low area and add sand to level the area out. Suitable material for this repair can be purchased in bag form from most home supply centres.

### **Asphalt**

Asphalt surfaces are seldom smooth and often have indentations. Tire impressions and checking or cracking at the edges due to expansion and contraction are other common characteristics. Damage to the surface may also occur in hot weather as the surface softens due to the heat. Sharp or pointed objects such as motorcycle kickstands or trailer hitches can penetrate the surface under such conditions. Automobile tires can scuff the surface as well under hot conditions especially while turning.

Gasoline and solvents will dissolve asphalt quickly. Any spills or fluid leakage from automobiles should be removed immediately. Periodic sealing of the asphalt surface with an acrylic-based sealant is recommended.

### **Site Drainage and Grading**

The intent of site drainage patterns is to prevent surface water from pooling near or against the perimeter foundation wall of the building(s). This is accomplished adjacent to the building by sloping the soil away from the foundation walls on all sides.

Window wells are a means of providing a window for a basement below grade while maintaining reasonable grades around the building. Window wells must be kept free of ice, snow, leaves and other debris, which may block the drainage system provided and cause flooding of the building.

Depressions due to soil compaction following construction may occur adjacent to the foundation walls over time. These depressions should be filled as they become apparent and graded to direct surface water away from the walls for a distance of at least two meters (6'). At no time should water be allowed to pool against the foundations walls.

In addition to the drainage considerations adjacent to the buildings, overall property drainage systems may include surface depressions (swales), drain tile curtain drains and catch basins. Ice, snow, leaves and other debris can block the flow of drainage and must be seasonally maintained by the Strata Corporation. Care must be taken not to permanently alter the drainage flow so as to cause an ongoing drainage problem.

During periods of excessive rainfall, standing water may occur due to soil saturation. Such conditions are beyond the control of the owner or builder.

### **Drain Tile and Sump**

In most jurisdictions there is a requirement for a perimeter drain tile system to be located below the level of the basement, or the crawlspace floor, or the parking slab in an underground parking area. This system is generally comprised of perforated pipes that are covered with gravel to allow water to seep into them. This drain tile carries the water away from the perimeter of the foundation or the underside of the slab to prevent it from accumulating against the foundation wall or footing. The drain tile then carries the water to a sump or catch basin. The sump allows any sediment in the water to settle to the bottom of the sump. The clear water is then drained off by another pipe to the municipal storm sewer, ditch or a rock pit, or retention pond located on the property. Access pipes or cleanouts are installed to allow the perimeter drain tile to be inspected and cleaned. The location of these cleanouts should be identified for future reference.

Sumps and catch basins should be cleaned every year, as a minimum, to remove any excessive sediment, leaves or other debris. Exterior stairwells are often equipped with a drain and sump at the bottom of the stairwell to prevent flooding of the below grade areas. These drains must be kept clear of debris.

Deep-rooted plants or trees should be avoided next to the foundation walls as deep roots can clog a drain tile system.

The authority having jurisdiction may in arid regions, regions with free draining soils, or some rocky lots, waive the requirement for a perimeter drain tile system. In areas of blasted rock, it is virtually impossible to stop the movement of water through the rock. Exposed areas of rock in a crawlspace may seep water in wet conditions. Care must be taken to ensure that any visible water is drained away and that the area is adequately ventilated.

### **Landscaping**

Frequent watering of the grass is essential during the first few weeks after an area has had sod laid or been seeded. Once the grass is established, weekly watering is adequate. This will promote a deep root system that will result in a healthier more drought resistant lawn. Frequent light watering results in a shallow root system that causes the lawn to dry out and die in drought conditions. For the same reason, grass should not be cut shorter than two inches in height. Fertilizing twice a year and controlling weeds will promote a healthy lawn. Consult your local home garden center or maintenance contractor for suitable products.

During the spring thaw, do not allow snow or ice to accumulate in shaded areas as this will damage the grass. Any accumulations of snow should be distributed evenly over a large area so that it melts evenly.

Some minor settlement will occur over some areas of new lawns or landscaping. These areas should be filled and re-seeded to maintain a level surface.

When installing flowerbeds be careful not to interfere with the drainage system. Ensure that flowerbeds are graded away from the foundation wall and that a minimum clearance of eight inches is maintained between the ground level and the bottom of the exterior wall cladding. Never allow soil or gravel to come in contact with untreated wood materials or the exterior finishes of the building.

Trees and shrubs should be kept clear of the buildings. Deep rooted plants or trees could interfere with the performance of the perimeter drainage system or slab drainage system.

Newly planted trees or shrubs require a shallow depression around their base. The depression should be worked periodically to loosen the soil to allow air and water to penetrate to the root system. Once the plant is established (approximately two years), the depression can be filled in; however, never raise the soil above the level of the base of trunk as this will kill the tree.

In some arid locations, the installation of lawns, planters, trees or shrubs directly adjacent to the buildings is not recommended. The water required to sustain the health of the lawn or plants causes the soil to expand or collapse depending on the composition of the soil. This will adversely affect the load-bearing ability of the soil and may cause structural damage to the residences. Any questions regarding these concerns should be directed to the builder or the geo-technical engineer involved with the building.

If a sprinkler system has been installed careful attention should be taken to review the spray pattern regularly. Adjust sprinkler heads to **ensure they do not spray onto any building components.**

### **Wood Fencing**

Wood fences should be checked annually. The base of posts should be protected to ensure landscaping firms do not cause damage due to weed whackers. Wearing of the posts may reduce the effectiveness of the preservative treatment, which may result in rot. Frost action may also cause movement of the fence that may result in the fence leaning and just general weakening of the fence.

## **EXTERIOR CLADDING AND MATERIAL COMPONENTS**

### **Building Envelope - General**

The building envelope is defined as the “assemblies, components and materials of a New Home which are intended to separate and protect the interior space of the New Home from the adverse effects of exterior climate conditions.” It is comprised of a series of assemblies intended to control rain penetration, heat flow, moisture and air flow. Depending on the design of the building, a Professional Engineer or Architect may have been retained to provide the conceptual design of the building envelope. These professionals are also responsible for ensuring that their envelope design concept was actually built as designed. Travelers Guarantee Company of Canada places full reliance on these professionals for the adequacy of this design and their field inspections. The Strata Corporation must take their recommendations and maintenance requirements very seriously.

### **Rainscreen Wall System**

The exterior cladding may utilize “rainscreen” technology. The rainscreen wall system provides a drainage plane to prevent water from being drawn into the framed wall assembly. Rainscreen systems incorporate a drainage cavity behind the cladding. By design, water that penetrates through the claddings runs down the backside of the cladding, where it is intercepted and drained back to the outside by flashings or weep holes.

A Building Envelope Professional should monitor the maintenance of a rainscreen wall system. To the untrained person it may appear reasonable to seal with caulking an open space between a flashing and the exterior cladding. However, this space may have been designed as the drainage/ventilation cavity for the wall system and is integral to the design. A Building Envelope professional will understand the system and be able to provide the maintenance locations and how they should be maintained.

Rainscreen wall systems generally incorporate bug screens at the top and bottom of the cavity to protect the cavity from nesting insects. The bug screen should not be painted, as this will prevent airflow in and out of the cavity.

### **Vinyl and Metal Siding**

Generally, vinyl and metal siding materials will not require refinishing. Metal siding materials can be re-painted, vinyl siding cannot. Due to their smooth surface, these materials can be kept clean by washing with a garden hose and mild detergent and some light scrubbing. Never use a pressure washer to clean the exterior cladding. Excessive water pressure can cause damage to the surface of the cladding and/or force water into the wall cavity behind.

Vinyl and metal siding materials are installed loosely to allow for expansion and contraction due to the variations in the outside temperature. Damaged or very loose siding should be replaced/refastened to prevent further damage to the siding and to prevent the entry of water into the wall cavity.

### **Wood Siding or Composite Siding**

Wood siding and shingles can be cleaned with a mild detergent and a garden hose. Do not use a pressure washer to clean wood siding as this will damage the surface and force water into the pores of the wood.

Painted or stained wood siding or shingles will generally require re-painting or staining within five years. This will vary depending on the type and quality of the product used, the initial coverage, and the exposure to the elements. The siding will require re-painting or staining whenever the surface begins to fade, discolour, or peel.

Moisture in wood siding causes most exterior paint failures. This moisture may be from garden sprinklers improperly directed at the building, damp shrubbery close to the wall, small cracks in the siding or around door and window details. Spot repair of affected areas can sometimes extend the life of the remaining surfaces. Please note that if spot touch-ups of the painted/stained surfaces are undertaken, the new paint/stain colour will likely not match that of the existing surface due to fading and weathering. This cannot be avoided.

Siding installed on the south and west elevations, especially dark and bright colours that fade more rapidly, may require more frequent repainting or staining to maintain their original appearance and also to provide adequate protection for the siding. For best results, follow the manufacturer's recommendations for surface preparation.

Wooden decks, handrails and windowsills may require cleaning and "touching up" more frequently than other components of the building due to their horizontal orientation.

Composite siding should be maintained to the manufacturer's specifications. It is typical that vertical butt joints be sealed.

### **Stucco**

Stucco consists of a mixture of sand, lime, water and Portland cement. Conventional stucco applications, including those with an acrylic finish coat, are not waterproof. The protection from water penetration comes from the building paper and flashing installed prior to the application of the first coat of stucco. The stucco does help in shedding water, but will become saturated after a prolonged period of rain.

Control joints are installed at each floor to compensate for the movement of the building frame caused by the wood components that shrink in size as they dry. Hairline cracks may appear in the finish coat after the drying and shrinking process of the stucco is complete. These cracks should be expected and it is suggested that they be left until near the end of the first year, or until all shrinkage has taken place and then, if desired, they can be repaired. Please note that the repair of the crack is often more unsightly than the original crack. Cracks less than 3mm (1/8") in width do not require repair. Larger cracks should be sealed to prevent the entry of bulk amounts of water into the wall assembly and to reduce damage from freeze/thaw cycles.

Most surface dirt on stucco can be cleaned with a garden hose. A pressure washer should never be used to clean stucco surfaces as considerable damage and excessive water penetration can occur.

Over time mildew and moss can grow on any shaded surface on any type of cladding. A mild solution of bleach and water may remove this growth. Wall surfaces should be washed from the bottom upwards, otherwise the lower portions of the wall will become excessively stained as they absorb the contaminants washing down from above.

### **Exterior Concrete Walls**

Concrete is one of the most commonly used building materials, popular for its inherent strength and durability. Typically solid concrete walls are used as the sole cladding on a building, and are relied upon for their weatherproofing properties as well as their structural integrity. The mass of a concrete wall can be sufficient to provide an air and watertight building envelope.

In spite of concrete's inherent durability, it can and often does develop cracks. Most cracks occur early in the life of the building and are usually the result of the mass shrinking as the concrete dries. Thermally induced expansion and cracking can also create cracks. These cracks are generally superficial and easily repaired. Minor cracking is not an indication of structural failure, and should not be assumed to be of catastrophic proportions. As the concrete is the weather barrier portion of the wall, it is important to review the condition of the concrete walls on a regular basis.

Individual owners should report any cracking, spalling or staining they come across to the property manager. It is important that the cracking or spalling be evaluated and repairs made by someone capable of assessing the severity of the problem.

In some cases the concrete walls are painted with an acrylic based elastomeric coating. This coating will enhance the water shedding capabilities of the concrete in addition to providing an esthetically pleasing appearance. The paint should be inspected for signs of peeling or flaking and repaired as required.

### **Masonry**

Neither the mortar joints in the brickwork nor the bricks themselves are entirely waterproof. Periodically, the mortar joints should be checked for cracks. Hairline cracks are not problematic; however, if these cracks are excessive, they should be re-pointed to reduce the potential for moisture related problems. Re-pointing involves cleaning out loose mortar to a depth of at least 1/2" and filling the space with new mortar.

The bottom course of brick contains intentional openings (weep holes) that allow for the drainage of moisture from the cavity located behind the brick. These openings must remain unobstructed and must be a consideration when landscaping.

White dust or staining on the masonry surface is referred to as efflorescence. It is the result of salts within the masonry or mortar migrating to the surface of the brick over time. It can usually be controlled with water and a light scrubbing. More persistent occurrences can be washed off with muriatic acid or baking soda and water. Should efflorescence continually reoccur in a localized area, it may be due to a specific water source such as a leaking gutter. If so, the problem should be identified and corrected. It is otherwise normal and beyond the builder's control.

## **Sealants (Caulking)**

Flexible sealing compounds are generally referred to as caulking. Numerous varieties exist and have many specialized uses. Caulking is generally used to seal gaps between dissimilar materials on the exterior the building and to seal gaps or joints in exterior finishes in order to assure the continuity of the exterior surface. As the building moves due to the shrinkage of the building framing members and/or the finishing materials themselves, considerable stress is placed on the caulking materials. While a caulking joint should never be the only means of preventing water from entering a building, it is one of the initial means of keeping water out. Therefore, caulking requires examination annually before the wet weather arrives. Any cracked, damaged, or loose caulking should be removed and replaced.

## **Flashing**

Metal flashing is installed at junctions between dissimilar materials and above unprotected door and window openings. Flashing may also be installed at each floor level to allow for movement in the exterior finish as the building structure shrinks and settles. These flashings are intended to redirect water from the face of the building and to drain any water from behind the exterior wall finish. The flashing will require washing periodically to remove accumulated grime and re-painting when corrosion of the metal becomes apparent.

At the time of installation flashing is sloped downwards to the outer edge in order to drain water. If, with the settlement of the building, these flashings begin to slope in towards the building repairs should be undertaken to correct the slope.

## **Windows**

Window glazing is typically made of glass with the exception of some skylights that may use an acrylic glazing. Current building standards require the use of double glazed sealed units mounted in thermally broken frames. There is a wide assortment of frame types and the material used can vary widely. Windows may open in different fashions: they may slide horizontally or vertically, open outwards like a door or tilt open in the fashion of an awning. Typical windows require minimal maintenance. Window hardware should be cleaned and lubricated annually. Any accumulated grime or debris should be removed from between the window and the frame.

Most window designs incorporate a drainage track at the bottom of the window to collect any condensation that runs off of the glazing. These tracks will have weep holes to the outside to drain this moisture. These holes must be kept clean and can be maintained with a short piece of wire or a cotton swab.

Aluminum and vinyl windows are manufactured with mitre joint connections that must be inspected regularly. Particularly with aluminum windows, the mitre joints may fail and require the application of a small joint sealer.

If high relative humidity levels occur inside the home during periods of very cold weather, condensation and frost on the inside face of the windows will occur. This is a ventilation issue and is not a fault with the window. Condensation can result in the growth of mold on the window frame that can be controlled with a mild solution of bleach and water.

Condensation between the layers of glass within the window frame indicates that the sealed unit has failed. The glazing unit will require replacement, as there is no method of repairing sealed units. If failure of the sealed unit occurs after the expiry of the first year of warranty coverage, contact your window supplier as the cost of this repair may be partially borne by the manufacturer.

Acrylic skylight glazing does allow the migration of moisture through it, therefore, condensation between the double-glazing can be expected. This form of skylight usually has a vent that can be opened to allow for additional airflow between the acrylic glazing units. Check with your skylight manufacturer for further information in this regard.

## **Doors**

Exterior swing doors are generally made of solid wood, metal, wood over a foam core or fiberglass. Sliding patio doors are usually constructed with metal or vinyl frames and are supplied by the window manufacturer. Interior doors are usually a wood veneer over a hollow core. The main door between the garage and the house will be provided with an automatic door closer and seal (weather-stripping) to ensure that the door automatically closes to prevent the entry of exhaust gases from the garage into your new home. This closer may require periodic adjustment.

Exterior doors are exposed to detrimental weather conditions and extreme temperature variations from the inside to the outside that can harm the surface of the door. Variations in the relative humidity from the interior to the exterior can also affect the door. Collectively or separately, these conditions can cause doors to warp or change in dimension. Seasonal variations can occur up to 1/4" in any direction. It is prudent to refrain from trimming a binding exterior door as the problem may rectify itself with a change in climatic conditions.

Some exterior doors have restrictions imposed by the manufacturer as to the colour the door may be painted. The heat absorbed by darker colours can cause failure of the sealing compounds in the glazing and/or cause excessive warping of the door. The use of dark paint colour may void the manufacturer's warranty; therefore, any such restrictions should be reviewed prior to the door being painted.

Interior doors are generally sized to allow a gap up to 18mm (3/4") at the bottom of the door between the door and the floor covering. This gap is provided to allow for the circulation of air beneath the door.

The entry door to units in buildings with common hallways will not be sealed in order to allow airflow into the unit around the door. Hallways in multi-family buildings are pressurized to keep smoke and odors within each unit.

## **Overhead Doors**

Overhead doors for both garages and leading into underground parking structures must be inspected regularly. They experience considerable wear and tear and should be regularly maintained for usage as well as security. Please refer to the manufacturer's product and maintenance manual for more information and set up a maintenance contract with a qualified contractor.

## **Weather-Stripping**

Weather-stripping is installed around doors and windows to reduce air infiltration. Check the weather-stripping annually to ensure that the seal is adequate. Some weather-stripping is adjustable and the door should be slightly difficult to latch or lock in order to provide a good seal. Petroleum jelly can be used to lubricate rubber or vinyl products to maintain their flexibility.

## **Storm Doors**

It is recommended that storm doors be installed where conventional swing doors are unsuitable for the weather conditions. Unfortunately, this may not often be determined until the first winter season. Supplying a storm door after occupancy due to weather factors is not a builder responsibility.

## **Finish Hardware**

The factory finish on exterior locks and door handles will wear with normal use. This is especially evident with brass finishes in marine environments. To restore this finish, remove the factory lacquer finish with a scouring powder, and then polish the hardware. Once a uniform appearance is obtained, the surface can be sealed with a coat of clear lacquer.

Interior door hardware can be wiped clean with a damp cloth and polished with a soft dry cloth. It should be noted that natural body oils and many hand lotions are detrimental to brass finishes and will cause tarnishing. Door hardware and locks can be lubricated with powdered graphite or light oil.

### **Decking And Handrails**

Sundecks, balconies and handrails are exposed to rain, snow and sun. Cracking, warping and splitting of wooden deck materials is normal and cannot be prevented. Painted surfaces will chip and peel and should be touched up annually before the onset of poor wet weather. Open seams in wood caps and exposed screws should be sealed with a suitable caulking to prevent the entry of water.

Care must be taken not to damage any deck membranes and any damage must be repaired immediately. Usually, cleaning with mild soap and water is adequate and will address any dirt accumulation. The Strata Corporation must ensure that owners with planters on the decks must not use excessive amounts of fertilizers nor use heavy furniture that may damage deck membranes.

Vinyl or liquid applied membranes are the most common and they must be maintained professionally. Drains and scuppers that tie into these membranes should be cleaned several times per year and checked annually for their adhesion or attachment to the membrane.

### **Paint and Exterior Coatings**

Exterior paint or other coatings are applied primarily for decoration and to protect the substrate. Though not all substrate materials need to be protected most paint or coatings will increase the durability of the material. The Strata Corporation must review these coatings annually to check for wear and peeling. If areas are determined to need refinishing, the compatibility of these coatings with the substrate and surrounding finishes must be maintained. Consult with a professional painter for further information on compatibility of finishes and regular maintenance.

## **ROOF AND GUTTERS**

### **Roof**

If the roof of the building(s) is sloped, it will typically be clad with asphalt or fiberglass shingles, cedar shingles or shakes (which may or may not be treated with a preservative), clay or concrete tile, metal or a composite manufactured product. Flat or slightly sloped roofs may be surfaced in built-up tar and gravel or torched on rolled sheet goods. The typical life expectancy of these various roof materials ranges from 10 - 25 years.

The life expectancy of the roof will depend on the product used and the care and maintenance provided. Loose, broken or missing shingles following heavy windstorms should be repaired or replaced. It should be noted that most manufacturer's warranties for shingles do not cover wind damage in conditions exceeding 80 kph (50 mph) unless otherwise specified. Storm related damage is not the builder's responsibility; therefore, maintenance repairs should be made as soon as possible after such occurrences to prevent leakage. Leakage can cause serious damage to the interior of the building(s) or further damage to the remainder of the roof.

Asphalt shingles and some roll roofing have granules on the surface to protect the products from damage due to ultra-violet radiation from sunlight. If bare areas of the underlying roof material are present, they should be protected with additional granules. This material is available at most roofing material supply stores. In addition, these types of roofs will become soft in hot weather and the top surface can become damaged from people walking over it.

Deflection of the roof sheathing or the lifting of the shingles due to expansion can cause variations in the roof surface.

Cedar roofing should be washed annually with a garden hose and any accumulated debris such as needles or moss should be removed from between the shingles or shakes. The shingles should not be pressure washed as the high-pressure water causes irreparable damage to the composition of the shingle. Wood roofs become very slippery when wet and extreme caution must be undertaken when working on a wet roof.

Wood shingles will crack and split with time. This weathering is generally not a concern unless it causes a roof leak. If such a leak occurs, it should be repaired immediately by installing a piece of sheet metal beneath the cracked shingle. Older wooden roofs are very brittle and traffic on the roof can cause extensive damage to the shingles.

**A professional should inspect flat roofs every year and all recommended maintenance should be carried out.** Several membrane types are utilized in our province for most flat roof locations. Built-up roofs are very common and consist of multi-layers of roofing felts and regular maintenance is imperative to maximize and extend their life.

All forms of roofing are intended to shed water and prevent its entry into the residence. Obstructions that prevent the free flow of water off of the roof surface or to a drain can cause leakage and/or premature failure of the roofing material. The roof and ancillary flashings must also be kept free of debris and build-up of ice or snow. While cleaning the roof is recommended on a semi-annual basis, the roof surface should also be checked for excess debris after every heavy windstorm. This is especially true if trees surround the building. Please note that coniferous trees will also deposit debris in sufficient quantities to impede the free flow of water.

Regardless of the type of roof material used, the area beneath the roof surface will be vented to the outdoors. Sloped roofs generally have an attic that is vented at the perimeter (eaves), gables or at the ridge of the roof. Flat roofs are also vented. This unobstructed ventilation is crucial to the longevity of the roof structure and roofing material. At no time should you allow this venting to become blocked.

All penetrations through the roof, such as skylights, plumbing stacks, vents etc., need to be checked annually and re-sealed as necessary.

### **Ice Dams**

Snow melting on the roof and freezing as it runs off at the un-insulated overhang or eave of the roof can cause ice damming. Ice dams can cause water to back up under the shingles and will result in a leak inside. This is a natural occurrence and generally is not due to a builder defect. When ice dams occur, the snow and ice should be removed off of the roof at the eaves and valleys.

### **Gutters and Downspouts**

Gutters are often installed at the perimeter of the roof to control the runoff of rainwater from the roof. They also serve to prevent the rainwater from being deposited alongside the foundation wall where it could eventually seep into the basement or splash water and mud up onto the surface of the wall. If the gutters or the down pipes become clogged with debris or ice, water damage can occur.

Keep gutters, roof drains and downspouts free of obstructions such as leaves, tree needles and moss. Washed down by rain, particles from asphalt shingles can settle in the gutters and reduce their efficiency. As with the roof, the gutters should be checked for obstructions at least twice a year, after every heavy windstorm or after prolonged periods of freezing and thawing. When cleaning out the gutters, do not allow the leaves and debris to clog the down pipes that lead to the ground.

## **STRUCTURE**

### **Foundation**

The most common material used in foundation construction is poured-in-place concrete. Alternative methods of construction include masonry block walls and wood walls constructed of pressure treated preserved wood. Concrete foundations and slabs shrink as they cure. The result of this shrinkage may be cracks as the stresses in the concrete are released. These cracks have little effect on the structural integrity of the building.

The exterior surfaces of the foundation walls are coated with a bituminous damp-proofing material below grade, which is often visible several inches above grade. Damp-proofing is placed on the foundation wall to prevent moisture from seeping into the concrete, but it is not waterproof. Ground water must be controlled by other means such as site grading or drainage. Care must also be taken to ensure that landscaping modifications do not cause the soil to be placed above the height of the damp-proofing material.

As previously referenced, hairline cracks in the foundation wall may allow the entry of water. These can be repaired from the outside with an asphalt-based sealant. If exterior access is not possible, numerous concrete patching compounds are available commercially which can be installed to the inside surface of the concrete wall. Parkade, Basement Floor Slabs and Crawlspace Ground Seals

The floors of basement style homes will be cast-in-place concrete. This surface may not be perfectly smooth and is generally not intended as a finished floor surface. As concrete shrinks while curing, stress cracks are common. Cracks will generally form at corners and across doorways and at the perimeter of the floor where it abuts the foundation walls. As the floor is not a structural component there is generally no reason to repair cracks in a concrete floor unless they are larger than 3mm (1/8") in width. These can usually be filled with concrete grout.

Concrete floor slabs can be painted. The product used should be alkali resistant and allow continued curing of the concrete. Painted concrete floors often flake or peel and require continual touch-up.

Efflorescence may appear on areas of the concrete floors and walls. Efflorescence is a white powder on the surface of the concrete that is caused by salts in the concrete mix that are brought to the surface by the moisture in the concrete. It is cosmetic only and can be removed with a brush. Once the concrete has cured it will likely stop appearing, although a secondary water source could cause efflorescence to continue indefinitely. If this is the case, this source of water should be identified and remedied.

A polyethylene moisture barrier is generally installed beneath the concrete floor to stop the migration of ground water through the concrete. Despite this moisture barrier, some moisture may still transmit through the concrete. Storage items should be raised up off of the floor and kept away from the walls. This allows for the flow of air around the stored items and helps to prevent the growth of mold or mildew.

Crawl space floors are required to be sealed with a moisture retarder as well. This can be a polyethylene barrier weighted down with rocks or gravel or a concrete skim coat. Although it is common for both to be used together, either method alone is acceptable.

If a concrete skim coat is used, it will generally be a lower strength concrete and will measure approximately 50mm (2") thick. It may be very roughly finished and is not intended as a finished floor. It will likely crack extensively due to its weak strength and the manner in which it was installed. This is normal and no repair is necessary unless the cracks exceed 10mm (3/8") in width.

Strata Projects with multi-level underground parking structures require the installation of a waterproof membrane in specific locations. A membrane is placed between parking levels on the suspended concrete slab and any locations where the parking structure exceeds the footprint of the building above. Prior to the placement of any landscaping a membrane is placed over the concrete roof of the parkade. It is imperative that these membranes not be damaged if the Strata Corporation undertakes to change or replace existing landscaping.

### **Wood Frame**

The most common means of building the structure of a new home is a method called "*western platform framing*". This method incorporates a vertical frame of 2"x4" or 2"x6" studs with continuous plates of the same width at the top and bottom of the wall. The wall studs are generally on a 16" or 24" spacing. Plywood, lumber or oriented strand board (OSB) sheathing is used on the exterior of the frame.

The floor "platforms" are constructed using 2"x8", 2"x10", 2"x12" floor joists of solid lumber or manufactured floor joists with sheathing screwed or nailed to the top surface. To help eliminate squeaks and to provide additional structural rigidity, glue is often applied to the top of the floor joist prior to the installation of the floor sheathing. The interior and exterior walls of the structure and/or the perimeter foundation wall generally support the floor joists.

For space considerations, beams constructed of several joists nailed together, or engineered wood products, may be used to support the joists in lieu of a wall. For larger loads or longer spans, a specialized manufactured beam may be used for added strength. Posts at intermediate locations may support these beams.

Most roofs are constructed using prefabricated wood roof trusses spaced 600mm (24") apart. Detailed roof structures may be framed by hand using roof rafters and ceiling joists.

Following installation, the wood used to construct your building(s) will shrink as it dries out. This shrinkage will cause minor changes in the size and the shape of the wood members. These changes do not affect the structural integrity of the wood frame, but may cause changes in the finishes used throughout your new home. The most common changes are cracks or nail pops in the finished surfaces of the drywall on the walls and ceilings. The movement that results from the shrinkage of the structure may also affect other finishes such as flooring and wood trims. Minor floor squeaks may appear and doors may begin to bind. Any necessary repairs in this regard should be postponed until towards the end of the first year to allow the majority of the wood shrinkage to occur.

### **Beams And Teleposts**

As previously referenced, the main floor of the residence may be constructed with beams installed beneath the floor structure to support the floor joists above. In turn, posts may support these beams at specific intervals. Clay or other soils subject to shrinking or swelling may be common in some geographical regions. In these regions, adjustable posts may be used. These posts are threaded and commonly referred to as teleposts. The beam should be checked for straightness at least twice a year and the posts adjusted as needed. A hairline crack between the wall and the ceiling over a main beam may be an indication that adjustments are required.

If further development is undertaken in unfinished areas with teleposts, the new walls must not come in contact with the underside of the beam, as this will not allow adjustments to be made to the posts.

## **C. MECHANICAL SYSTEM**

***The following information provides the framework for A Strata Corporation to establish an effective building maintenance program. This must be read in conjunction with the project specific manuals provided on the various building mechanical components.***

### **ELECTRICAL**

#### **General**

The electrical system has been installed in accordance with the requirements of the provincial electrical code. The power supply is fed to the building(s) via underground or overhead cable. With underground service cables, piping, gas lines, etc., care should be taken when digging on your property. For information on these underground services, contact your hydro, telephone, and gas provider, your cable supplier and/or your local building department.

The small glass enclosed meter(s) mounted on the side of each building or housed within a hydro room or closet, are the hydro meter(s). They are the property of the utility provider and measure the electrical consumption. The voltage at the point of entry is generally 120/240 volts and 60 cycles per second. This voltage may vary in some multi-family developments.

Circuit protection will be via circuit breakers located in the electrical panel(s). The main power shutoff will be located inside the electrical panel located in each residence or within the hydro room. These panels and the location of the main breakers should be located upon moving in, before an emergency occurs.

Should the circuit breaker "trip", it is likely due to overloading of a specific circuit or a short circuit in an appliance cord. The start-up load of electric motors can also temporarily overload a circuit. To correct tripped breakers, isolate the cause of the overload or short and disconnect it. The circuit breaker can then be reset by turning it to the "off" position and then to the "on" position. If the breaker continually trips, contact an electrician.

G.F.C.I. Circuits.

A ground fault circuit interrupter (G.F.C.I.) is an additional electrical safety device installed in the electrical system. This device is a breaker that can be located in the main electrical panel or within specialty outlet receptacles and is designed to provide protection from ground faults. The G.F.C.I. is extremely sensitive and will trip if grounding of the electrical current is detected. Ground faults usually occur in older appliances and electrical equipment or inexpensive extension cords. A poorly insulated extension cord lying on wet ground will often cause a ground fault. Because water and electricity are a poor combination, protection is installed to the outlets in the bathroom and outdoors. If this breaker trips, unplug the source of the ground fault and reset the breaker either at the panel or at the outlet itself.

G.F.C.I. outlets should be tested monthly to ensure their proper operation.

#### **Smoke and Fire Detectors**

Smoke detectors have been installed in accordance with the requirements of the Building Code. They should be tested monthly to ensure their proper operation, and should be cleaned twice a year with a vacuum.

Please note that these devices are connected directly to the electrical system and do not require batteries. However, they will not operate in a power outage unless the unit has a backup battery.

## **HEATING AND VENTILATION**

### **Heating**

Regardless of type, the heating system is designed to maintain a minimum temperature of 21°C at the outside design temperature. The indoor temperature is measured in the center of the room. This calculation is a health and safety issue defined by the Building Code/Bylaw and is not directly related to comfort. Temperature variations from room to room can be expected. The heating system may temporarily not be able to meet comfortable temperatures in specific regions where the temperatures fall below the outdoor design temperature.

There are numerous types of thermostatic controls for any given heating system. The accuracy of these controls can vary due to internal heat gains within the thermostat caused by a continued demand for heat. At times, it may be necessary to ignore the numerical temperature settings and set the thermostat for a temperature that is comfortable. Adjusting a thermostat to a setting higher than the temperature desired will not speed the rise in temperature.

The various heating systems available all have specific requirements for maintenance in order to operate at maximum efficiency. The operation of the specific system is best determined by reviewing the instructions provided by the builder or the manufacturer.

Heating systems can be noisy at times due to the expansion and contraction of the pipes and other metal components of the distribution system. These noises are particularly noticeable when starting up or cooling down, or at night (when it is quieter) and do not affect the performance of the system.

Systems that rely on burning fuel to generate heat require makeup air for combustion. This air supply must not be blocked as potentially fatal back drafting conditions can occur.

Heating systems will not operate unless the thermostat setting is higher than the room temperature. Solar heat gains can warm a room or area to the extent that the thermostat is warm enough not to be calling for more heat. The heating system will then remain turned off and other rooms not positively affected by the heat of the sun can become cool.

With forced air systems, the heat outlets and cold air returns must be kept free of any furniture or floor coverings that could block the free flow of air. In addition, the filters must be cleaned or replaced at least twice a year to allow the unobstructed flow of air through the furnace. The quality of the replacement filter used dramatically affects the air quality within the home.

### **Ventilation, Condensation and Relative Humidity**

The optimum year round humidity level to be maintained within the residences is approximately 50%. Due to seasonal variations of the relative humidity outdoors, outdoors, this level of humidity can be impossible to maintain without the use of specialized mechanical equipment. Mechanical means of maintaining a constant humidity within the home are available.

Furnace humidifiers, which add moisture to the indoor environment, are available, but they must be checked frequently when in use to ensure that the proper water level is maintained within the unit.

Due to Building Code/Bylaw requirements pertaining to energy conservation, current standards for house construction require that the exterior envelope of the building be sealed against incidental air leakage. This sealing of the exterior walls prohibits the leakage of warm air to the outdoors from within the residence.

Warm air has the ability to hold more moisture than cold air; therefore, daily activities within your new home such as showering, boiling water, and even respiration create moisture in the form of water vapour. Surprisingly, this can total 7 - 9 litres (1 1/2 to 2 gallons) of moisture per day with four occupants. The warm air holds this water in suspension and as this moisture-laden air comes in contact with cold surfaces it will condense and water will form. Condensation will fuel the creation of mold and mildew.

***The failure of an owner to properly ventilate and maintain proper heating levels can seriously affect a new home and the health of the occupants. Any resultant damage due to an owner's actions would not be covered under the warranty.***

The key to controlling humidity levels within the home and avoiding condensation is to properly heat and adequately ventilate. Ventilation allows the warm moist air to be exhausted from the home and replaced with dry cool air from the outdoors. This will marginally increase the cost of heating as this cold air is brought up to room temperature; however, this added cost is necessary to offset the harm the high humidity levels will cause.

As the outdoor temperature drops, the surface temperature of the exterior walls will also drop. The air inside the house will not be able to sustain as high a level of relative humidity. This will cause condensation to occur on cold surfaces.

The chart below provides a rough guideline as to the relative humidity levels that can be sustained within the house as the temperature drops.

Celsius	Outside air temperature Fahrenheit	Desirable maximum inside relative humidity (%) at an indoor temperature of 21°C (70°F)
-29	-20	20%
-24	-10	25%
-18	0	30%
-12	10	35%
-7	20	40%

Windows or the toilet tank of the toilet used most frequently can be used as a guide to determine whether or not the proper relative humidity is being maintained. As soon as condensation occurs on inside window surfaces or on the tank of the toilet, steps should be taken to reduce the relative humidity by controlling the moisture sources and/or by increasing ventilation.

As previously stated, ventilation is often the only effective means for removing moisture. Dehumidifiers are only practical in limited areas. If vented outdoors, exhaust fans in the kitchen and bathroom will remove moisture created from cooking and bathing before the vapour can circulate through the house. These fans should not exhaust into the attic space as this will only exhaust the moisture into the attic potentially causing problems. These fans need to be run often enough to remove the air-borne moisture. The length of time required will depend on the number of occupants, the activities undertaken and outdoor climatic conditions. Many new homes are now provided with intermittent time controls that regulate the operation of these fans. These controls should never be tampered with or turned off. Exhaust fans can become ineffective due to lint buildup on the vent cover. These covers should be kept clean.

**Range Hoods and Exhaust Fans**

Range hoods and exhaust fans are provided to reduce or eliminate cooking odours and excess moisture. Not all range hoods vent directly outdoors. For efficient operation and to reduce potential fire hazards created by grease accumulation, filters should be washed in mild detergent. They can also be run through a dishwasher.

Range hoods that do not vent outdoors are usually provided with a charcoal filter that helps remove grease and odours. These filters should be replaced in accordance with the manufacturer's recommendations.

## **Dryer Vents**

The exterior louvers or grilles for the unit dryers must be cleaned annually. In addition, the Strata Corporation must advise all homeowners of the importance to clean the dryer lint traps after every use. Failure to do so may create a fire hazard.

## **Heat Recovery Ventilators**

Some homes will be equipped with a heat recovery ventilator (HRV) for ventilation purposes. This mechanical unit continually exhausts stale warm air from within rooms of a new home (usually, the kitchen, bathroom and laundry areas), and supplies fresh air to the remaining main living areas. The heat recovery aspect of this unit consists of a heat exchanger inside the unit that warms the fresh outside supply air with the latent heat of the stale warm air that is being exhausted. This is done via a series of plastic baffles that allows the heat transfer without mixing the two air sources.

HRVs run continuously and are a superior means of controlling humidity and air quality within the home. They are not required by the Building Code/Bylaw and at an additional cost are generally only installed if requested.

Freezing weather can affect the operation of the HRV due to ice buildup within the unit. Precautions should be taken in severe weather to prevent this from occurring. Refer to the manufacturer's recommendations in this regard.

HRV's are engineered systems that have been designed and balanced for their specific installation. Annual maintenance by a qualified technician is recommended.

## **PLUMBING**

### **General**

The plumbing will likely consist of plastic or copper piping for the supply of potable water throughout your building(s) the home and PVC plastic, copper, or cast-iron piping for the waste disposal. Other products are available but are less common. A main water supply shut off will have been provided to shut off the water supply to each building and possibly each unit as well. This can be used in the event of an emergency and should be located upon occupancy for future reference. Additional shutoffs will have been provided to the sink and toilets to allow for routine maintenance.

The waste lines have been provided with clean outs throughout the building(s) and units. These may be located within cabinets, inside closets, in service chases, or clearly visible on a wall surface. These clean outs must remain accessible as they are the means of access to the piping should a blockage occur.

P-traps are present at the outflow of all waste piping. These traps are designed to provide a barrier of water that prevents the entry of sewer gases into the residences. Sinks or drains that are used infrequently may lose this water barrier due to evaporation. If sewer gases are detected, running water down the waste pipe will re-prime the trap and likely stop the odour.

Any waste materials, including grease, fat and petroleum products, should not be disposed of down the plumbing system. These materials will accumulate in the piping, especially in the P-traps, and can significantly reduce the flow of water through the waste system. These substances are also very detrimental to the municipal sewage treatment systems and private septic systems.

## **Fixtures**

The surfaces of the plumbing fixtures are susceptible to damage from abrasive cleaners. Use of abrasive products and steel wool pads should be avoided, as these products will cause the finish of the fixture to become dull and porous. Refer to the manufacturer's recommended maintenance procedures for specific information relating to your products.

Plumbing fixtures are intended for normal household use only. Caustic products should not be disposed of in the household fixtures.

## **Hot Water Tank / Boiler**

The water temperature of a domestic hot water tank can be adjusted on the thermostat located on the tank. This may require the use of a screwdriver. An average setting for the water temperature is 140°F, adequate for dishwashers. This temperature is hot enough for most uses but will not cause scalding or burns. If hotter water is needed for a special purpose, the thermostat on the tank can be set to a higher temperature; however, the thermostat must be reset to a normal setting when finished. If the residence is to remain unoccupied for a substantial period of time, the water temperature should be turned down or switched off at the tank or breaker panel. Some hot water tanks have a "vacation" setting on the thermostat for this purpose.

Hot water tanks are equipped with a pressure relief valve at the top of the tank. This is a safety feature that will open and relieve water pressure if the tank exceeds its rated working pressure. If water or water stains are evident at the discharge pipe leading from the relief valve, contact a plumber, as this is an indication that the normal operating pressure of the tank has been exceeded.

A typical hot water tank has a life expectancy of 8 to 12 years. Periodic draining of the tank will remove sediment from the base of the tank and prolong its life. The sediment has an insulating effect, especially with immersion type elements, which causes the heating elements to operate longer than necessary with a consequent increase in cost and energy consumption.

Prior to draining water from the tank, the power supply or fuel source must be turned off. Do not restore power to the tank until it has been refilled as it may explode due to excessive pressure caused by the heating of air instead of water.

The tank can be drained by attaching a garden hose to the outflow drain at the base of the tank and routing the hose to a nearby floor drain. Draining can only be accomplished by gravity feed; therefore, the outflow of the drain used must be lower than the base of the tank. Alternatively, the hose can be run outside as long as the outflow is lower than the tank.

Commercial grade boilers require specialized maintenance. Operating and maintenance manuals must be obtained from the builder or plumbing contractor and be kept for future reference.

## **Hose Bibs**

Hose bibs (garden hose connections) often have a valve inside the building that can be shut off. This allows the hose connection to be drained from the inside before winter to prevent freezing and possible bursting of the exterior section of the piping. These shut-off valves should be identified and shut-off in the winter months. Once the water supply has been shut off, the exterior valve should be opened to allow the exterior portion of the piping to drain. This process is reversed in the spring once the threat of freezing is gone.

Some hose bibs are "frost free" which means that the exterior valve is connected to a long stem that causes the water supply to be shut off inside the wall in the warm environment. The outer portion of the piping then drains freely.

Garden hoses should not be left connected to the hose bib during freezing weather as neither can drain. Ice forming in the hose due to un-drained water can break the hose, or the hose bib and cause the supply pipe to freeze.

### **Toilets**

Toilets generally refill as follows: a flush causes water in the tank to rise, which in turn lifts a ball float to a preset water level. Once the ball float reaches this level, the water flow valve is shut off. If set too high, the water level will rise in the tank and run down the overflow pipe into the toilet bowl without shutting off the water. To rectify this, simply adjust the height of the ball float so that the water is shut off before it reaches the height of the overflow outlet.

If water continuously runs into the toilet bowl from the tank, there may be a poor seal at the flapper valve at the base of the tank. This seal can be cleaned with a stiff brush or steel wool. A worn flapper valve would require replacement.

Water dripping from the base of the toilet tank is likely due to condensation on the tank versus a leak of any connections. High interior humidity levels will result in condensation on the cold surface of the toilet tank as the tank is refilled with cold water.

Some toilets and some basins are made of glazed and kiln-fired vitreous china, while some basins and bathtubs are made of enameled steel. Both are very durable and attractive. To clean these fixtures, use mild powdered or liquid cleaners. Avoid abrasive cleansers or pads, as they will damage the finish.

### **Faucet Repairs**

Noisy or leaking faucets are frequently due to loose or damaged washers. Turning the fixture off with too much force can damage washers. Faucet handles should be turned no further than the point at which they stop the flow of water.

Faucets can generally be easily repaired by either replacing the damaged washer or the faucet cartridge itself. Basic home repair books describe how to repair typical faucets; however, due to variations in the methods of manufacture, specific instructions may be required. Prior to beginning the repair, the water supply must be shut off at the shut off valves provided. If such valves are not present, the entire water supply system will need to be shut off at the main shut off valve.

Contact a plumber if you are uncomfortable attempting this repair.

Green staining of fixtures is usually a water related issue due to the chemical compositions in the water and is not a builder defect. This staining is most prevalent in large multi-storey buildings with copper piping as this piping will initially react with chlorinated water. The residents should be advised to run several loads of water through clothes washing machines prior to use to eliminate concentration of the chemicals that cause staining.

### **Plugged Toilets and Drains**

Toilets are very susceptible to blockage. New toilet designs use very little water per flush. This results in a lower volume of water carrying away the waste. Repeated flushing may be required in some instances to remove solid waste. Dense tissue paper and some thick toilet papers are unsuitable for these toilets. Never dispose of hair, grease, lint, diapers, sanitary products, "Q-tips" or plastic in the toilet.

Hair, grease, large food particles or other solid forms of waste can plug drains. Should they become plugged, try removing the debris from the trap beneath the fixture. Alternatively, a plunger can be used. Once partially cleared,

very hot water may complete the job. A more severe blockage may require a plumber. As commercial drain cleaners are very corrosive they are not recommended.

### **Tub and Shower Enclosures**

A shower curtain will prevent water from running onto the bathroom floor while the shower is in use. To prevent damage to the flooring or walls, any spills or puddles of water should be cleaned up immediately.

Caulking is used to seal seams and prevent water from entering behind the enclosure. If a separation occurs around a bathtub between the tub and the wall tiles or between the wall and the enclosure itself, it should be filled immediately with a tub sealer or caulking compound available at any home supply centre. Leaving the gap unsealed may cause serious water damage to adjacent materials.

A clear liquid silicone sealer should be applied to the grout joints of tub or shower enclosures that are finished with ceramic tile. This should be done every six months. This sealer is used to prevent the porous grout from allowing water to seep through to the substrate material behind the tile. This sealing cannot be done until the grout has cured for approximately six to eight weeks. Please note, this is a liquid product and should not be confused with silicon-based caulking products. Follow the manufacturer's recommendations for application.

Some tub enclosures have specific cleaning requirements. Generally, abrasive cleaners are not recommended and harsh chemical cleaners should be avoided entirely. Follow the manufacturer's recommendations for maintenance. Also, you should never step into a bathtub with shoes on as trapped grit and dirt can damage the tub surface.

### **Floor Drains**

Many municipalities require a floor drain primer that automatically provides water for the P-trap located below the floor surface. This P-trap is similar to those used under sinks and when full of water, it will form a seal against gases entering from the sewer system. As this water will evaporate with time, the seal must be maintained by pouring a litre of water down the drain every two to three months if an automatic primer is not present.

Exterior floor drains on balconies or patios must be kept clear and free from debris.

### **Sprinkler Systems** (Fire Suppression)

As required by the local building authority, your building(s) may have been constructed with a sprinkler system. These systems are installed as both wet and dry and annual testing of the system is required. The trade contractor responsible for the installation should have provided a maintenance manual. The Strata Corporation should educate all owners on what type of system the building(s) contain and how it functions.

### **ELEVATORS** (Refer also to Maintenance Manual provided by the elevator contractor)

The BC Elevating Devices Safety Branch has a regulation on compulsory maintenance. The regulation states that all Elevating Devices in public use must have a maintenance program in place with a registered elevator contractor under a contract for a minimum duration of one year, with a minimum frequency of quarterly inspections.

## **D INTERIOR COMMON AREA FINISHES**

### **FLOOR FINISHES**

#### **Hardwood**

Kiln dried material is used for the construction of hardwood floors. However, these materials are susceptible to movement caused by variations in humidity levels in the living space. Low humidity levels will cause the wood to separate slightly at the seams of the flooring. High humidity levels will cause the wood to expand. If excessive, this expansion may lead to cupping or swelling in the center of the board. These movements vary seasonally and can be somewhat controlled by monitoring the indoor moisture levels. The movement of the flooring may also create noises as it expands and contracts.

The appearance of hardwood flooring is easy to maintain and a damp mop is all that is required for cleaning. However, caution must be taken to ensure that the mop is only damp. Damage may occur if excess moisture is spread on the floor from the mop. The need for wax on hardwood floors is rare and many types of flooring are now factory finished and have specific maintenance requirements. Refer to your builder or flooring supplier for specific instructions.

Hardwood floors should be protected when furniture is moved across the surface. Likewise, with the increase in the use of laminate flooring, care must be taken to protect these finishes to ensure their durability.

#### **Resilient Flooring**

Whether it is a tile or sheet product, resilient flooring is susceptible to damage from indentations or scratches, particularly those caused by furniture. The floor should be protected from such damage by using furniture pads beneath heavy furniture legs. The ability of a given flooring product to withstand abuse varies greatly from product to product and related damage is not a warranty issue.

Resilient flooring should be cleaned with lukewarm water and vinegar. Harsh cleaners can cause fading or affect the composition of the flooring material making it hard and brittle. Consult with the supplier of the specific flooring product for their recommendations, as specialty products are available for different floorings to both clean and restore the sheen. Detergents often cause adjoining carpeted areas to mat down as the soaps are carried onto the carpet from the resilient floor areas.

Resilient flooring is prone to permanent discoloration when rubber backed floor mats are placed on them. This is a chemical reaction between the vinyl surface and the mat backing. Should such discoloration occur it is not a warrantable defect.

Once construction is complete, movement of the floor structure due to shrinkage can also affect the floor. While flooring installers apply filler at the seams of the wood underlay materials, it is not always possible to achieve and retain a perfectly level subfloor. This can result in minor ridges becoming visible beneath the flooring under certain light. Generally, these are only cosmetic and do not require any action.

#### **Carpet**

Carpet care basically consists of avoiding spills, cleaning high traffic areas regularly to remove surface dirt and vacuuming the entire carpeted area weekly to remove dirt. Consult your flooring supplier for the specific cleaning and maintenance requirements of the flooring products used in your home.

Carpets and rugs should be professionally cleaned every year or two depending on the use and appearance.

Less expensive carpeting is more susceptible to matting. This is primarily noticeable in high traffic areas and cannot be prevented other than by the use of carpet runners. Warranties from the carpet manufacturer generally pertain to fiber loss only and do not cover "appearance retention".

### **Ceramic Tile**

Ceramic tile is very durable. For routine cleaning use a mild detergent; do not use waxes or sealers. As the grout is porous and will absorb water which will lead to staining, annual sealing of the grout joints with a clear liquid silicone sealer should be carried out.

### **Natural Flooring Products such as Marble, Granite and Slate**

Although strong and attractive, spills can permanently stain natural flooring. All spills should be cleaned up immediately. Cleaning of these materials should be done with a clean, soft cloth and warm water. Also, care should be taken to prevent scratching of the surface.

## **COUNTERTOPS AND CABINETS**

### **Plastic Laminates**

Laminated countertops will burn or de-laminate if hot pots or pans are placed directly on the surface. Protective potholders should be used if the hot items are to be placed on the countertop. Electrical appliances may also require protection when in use. The damage caused by hot items is generally not repairable so it is best to err on the side of caution.

Abrasive cleaners or steel wool should not be used as the surface of the laminate will scratch. The ability to withstand scratching does vary with the laminate material used. If allowed to remain on the surface, household bleach or solvents can stain or discolour the laminate.

Water must not be allowed to remain on joints in the countertop as this will result in the substrate of the countertop swelling due to the excess moisture. This damage is irreversible.

Clean the surface of plastic laminates with a damp, soapy cloth or sponge. For stubborn stains, use a mild household cleaner and rinse thoroughly with clear water. Be aware that some liquid cleaners contain abrasives and/or solidify at the mouth of the container. These hard solid pieces can scratch the surface if they inadvertently get on the cleaning cloth or sponge used to clean the laminate surface.

### **Manufactured Marble**

Sinks and countertops made of manufactured marble or other man-made compounds often have specific cleaning requirements. The manufacturer of the product should be contacted for these instructions. Generally, they can be cared for in a manner similar to plastic laminates, abrasive cleaners should not be used. These surfaces are also heat sensitive.

### **Cabinets**

Vinyl surfaced cabinets are very susceptible to heat damage. If the kitchen is equipped with a self-cleaning oven, the cabinet drawers and cabinet doors adjoining the range should be kept open when the range is in self-clean mode to allow excess heat to dissipate. If heat is allowed to build up, the surface may delaminate. This precaution should also be taken when the oven is used for a prolonged period at a high temperature.

Most cabinet surfaces can be cleaned using a damp cloth and a mild detergent. Abrasive cleaners should not be used. Grease splattered on the surfaces should be removed immediately as it becomes more difficult to remove as it solidifies.

## **PAINT**

The majority of the interior drywall surfaces will be finished with either a latex (water-based) or alkyd (oil-based) paint. Maintenance can quite easily be carried out by gently washing the painted surfaces with a mild soap or detergent solution. Abrasive solutions or over scrubbing should be avoided, as this will remove the paint and possibly damage the wall surface beneath.

## **APPLIANCES**

Any appliances included with the purchase of your new home, which have been installed by the builder or his agents, will have been checked to ensure their proper operation. Appliances generally come with instructions, which detail the operating procedures for the specific appliance. These instructions must be followed in order to maintain the manufacturer's warranty. Any warranty cards provided with the equipment should be completed and sent to the manufacturer to ensure your warranty obligations are met.

Check and clean the exterior dryer vents on a monthly basis as they commonly become plugged with lint that reduces the efficiency of the dryer. Lack of maintenance in this area could result in a fire hazard, or this could lead to water ingress into wall or ceiling spaces.

## **E. EMERGENCY SITUATIONS**

In emergency situations, please contact your Property Management Company. If the Property Management Company cannot respond then you may attempt to contact your maintenance contractor for assistance. Please keep in mind the warranty conditions and time periods for responsibility. All Strata members should be advised of the situation and which units have been affected.

For your information, we have provided the following synopsis of a few emergency situations and what actions should be taken.

### **PLUMBING**

#### **Fire Sprinkler Accidental Activation**

If a fire sprinkler is accidentally activated the fire department is automatically signaled and they respond accordingly. The Strata Corporation should be prepared in the event that activation occurs by having several Strata representatives that understand what the fire department has to do when they receive this signal to alleviate owner concerns.

#### **Water Line Burst**

A water line can burst due to a number of reasons, such as a loose joint, freezing, excessive soil compaction etc. and should be dealt with immediately. If the burst occurs between a fixture and a main or unit shut-off valve, close the shut-off immediately. If no shut-off exists, locate the main water shut-off (usually located in a service chase in the hallway or outside in a common roadway), and turn it off until the problem can be repaired. It is also advisable to turn off any hot water tanks affected to prevent overheating while the water supply is shut off.

### **Minor Plumbing Leak in the Line , Hot Water Tank or Boiler**

Put a container under the leak and contact your Property Manager or plumber. If major leakage occurs at the hot water tank, immediately shut off the water supply as well as the gas valve or electrical breaker.

### **Plugged Fixture or Sewer Line**

This generally occurs because of inappropriate materials being flushed down a toilet or drain by users of the facility. Do not continue use of toilets or sinks once a major blockage has occurred. Attempt to unclog the line using a plunger. If a larger blockage occurs, the services of a plumber may be required. If the blockage is due to a proven builder defect within the appropriate phase of warranty coverage then the builder would be responsible for the repair. Consequential damages are not within the scope of warranty coverage.

### **Frozen Water Line**

If garden hoses are left attached to hose bibs during the winter, freezing of the water line can occur. This is problematic as once the pipes thaw they may leak. Individual owners should be notified in the fall to disconnect any hoses from the hose bibs. A Strata Corporation representative should confirm compliance with this notice. If a major leak occurs, follow the steps described above regarding "Water Line Burst". If accessible, heating the pipe with a hair dryer may thaw it out. If the frozen pipe is due to a proven builder defect, the builder will take responsibility for the repair.

## **ELECTRICAL**

### **Circuit Overload (Breaker Tripping)**

For the common property, this may occur in a recreation facility or meeting room. If this occurs, ensure that the circuit is not overloaded with too many appliances, or that the appliance itself is not faulty. Appliances such as space heaters, microwaves, toasters and kettles that generate heat tend to draw a lot of electrical current. More than one of these types of appliances in use at the same time on the same circuit can cause circuit overload. Should circuit overload occur, unplug one or more of the appliances and reset the breaker. If tripping reoccurs, contact your Property Manager. A certified electrician should immediately review continued tripping of the main electrical distribution system.

Ground fault circuit interrupters (G.F.C.I.s) protect the exterior plugs and those in bathrooms. These devices will either be located in the actual plug itself, or in another bathroom, or be a dedicated breaker in the electrical panel. It is sensitive and designed to trip when grounding occurs due to damp conditions, or when extension cords are excessively long and/or in poor condition, or if appliances are faulty/old. Ensure that no unsafe situations exist and that appliances and extension cords are unplugged then reset the G.F.C.I.

### **Plugs and Outlets**

If a plug or outlet sparks excessively, immediately turn off the breaker contact the electrical contractor retained to service the electrical components for the building(s). A small spark when an appliance is unplugged is not uncommon.

### **All Power to the Common Property is Out**

If, for any reason, all the power to the building(s) goes out, check to see if there is a power blackout in the neighborhood. If not, contact the electrical contractor retained to service the electrical components for the building(s) and allow them to determine the next course of action.

## **HEATING**

If the heating system does not appear to be operating, ensure that the breaker has not tripped and refer to the operation manual to check lighting procedures. Check the service switch, switching the service off for approximately 30 seconds may reset the computer controls. Also, check the thermostat setting to ensure it has not been turned down.

## **GAS**

If at any time you smell gas contact the gas utility supplier immediately. They will check the building system and advise the Strata Corporation of any problems. The BC Gas Emergency telephone number is 1-800-663-9911.

## **ROOF LEAKS** (Response will vary depending on the type of Buildings)

If a roof leak occurs in a Strata Corporation of detached or row dwellings with pitched roof area, check for the following:

- a) plugged gutters or downspouts;
- b) debris on the roof;
- c) ice damming; or
- d) missing roof components

Until the leak is repaired, place a bucket under the leak to protect the affected areas and contact your property manager or maintenance contractor to determine if a builder defect appears to be the cause. If possible, place a tarpaulin over the affected area to prevent further water ingress.

For buildings with flat roof areas, similar actions are necessary to prevent further water ingress and only qualified persons should be inspecting these types of roofs to determine repair requirements.

## **SNOW**

The coastal climate can often cause significant problems as a result of heavy wet snow that accumulates on roof areas. Snow build-up can cause excessive stress on the structure or cause flooding as the water is not allowed to reach the drains. It is important that a Strata Corporation have a snow removal plan for all roof locations in the event of heavy accumulations.

## F. COMMON PROPERTY MAINTENANCE MANUALS

As a requirement of the Homeowner Protection Act, your builder is required to provide a maintenance manual outlining the requirements for the building and its components. Checked off below are the specific component manuals that should have been provided the builder. The older buildings utilize the internet for specific components of your building for maintenance/operating manuals.

### PRODUCT SPECIFIC MAINTENANCE/OPERATING MANUALS

1.  Concrete
2.  Siding: Type
3.  Other Cladding: Type
4.  Windows
5.  Skylights
6.  Doors, Exterior and Interior
7.  Door Hardware
8.  Garage Doors
9.  Garage Door Opener(s)
10.  Deck Membranes: Type:
11.  Exterior Railings
12.  Roofing: Type
13.  Gutters & Downspouts
14.  Flooring:  Hardwood  Tile  
 Marble  Carpet  
 Resilient Flooring

#### **Mechanical**

15.  Boiler
16.  Plumbing Fixtures/Faucets
17.  Hot Water Tank
18.  Sprinkler System Exterior/Interior
19.  Pressure Reducing Valve
20.  Sump Pump/Pits
21.  Irrigation/Sprinkler System
22.  Septic System
23.  GFCI Breaker/Outlet

24.  Electrical Fixtures
25.  Alarm System
26.  Elevator
27.  Smoke Detector
28.  Furnace
29.  Heat Pump
30.  Heat Recovery Ventilators
31.  Air-Conditioning
32.  Gas Fireplaces
33.  Common Property Maintenance  
Manuals

#### **Other Project Specific Manuals**

34.  \_\_\_\_\_
35.  \_\_\_\_\_
36.  \_\_\_\_\_
37.  \_\_\_\_\_
38.  \_\_\_\_\_
39.  \_\_\_\_\_
40.  \_\_\_\_\_
41.  \_\_\_\_\_
42.  \_\_\_\_\_
43.  \_\_\_\_\_
44.  \_\_\_\_\_



## **G. COMMON PROPERTY DEFICIENCY LIST**

DESCRIPTION OF AREAS/ITEMS REQUIRING REPAIR/REPLACEMENT AND PARTY RESPONSIBLE	PARTY RESPONSIBLE	STRATA REPRESENTATIVE INITIALS	CONTRACTOR'S INITIALS
(Initial when completed)			

\_\_\_\_\_  
**Strata Representative**

\_\_\_\_\_  
**Contractor's (signature)**

\_\_\_\_\_  
**Date**

\_\_\_\_\_  
**Date**

## H. COMMON PROPERTY SUB-TRADE AND SUPPLIER LIST

In the construction of your strata complex, several sub-trades are involved. Should you require service, you may wish to contact the appropriate supplier or sub-trade directly.

<b>TRADE/SUPPLIER</b>	<b>COMPANY NAME</b>	<b>CONTACT</b>	<b>TELEPHONE</b>
Excavation/Grading			
Concrete Supply			
Concrete Finishing			
Drain Tile			
Landscaping			
Foundation Forming/ Framing			
Paving Stones			
Siding			
Stucco			
Masonry			
Soffits			
Windows			
Skylight			
Doors			
Garage Doors			
Deck Finishing			
Deck Railings			
Roofing			
Gutters and Downspouts			
Flooring			
Hardwood			
Resilient Flooring			
Carpet			

**PAGE TWO  
SUB-TRADE AND SUPPLIER LIST**

<b>TRADE/SUPPLIER</b>	<b>COMPANY NAME</b>	<b>CONTACT</b>	<b>TELEPHONE</b>
Tile			
Marble			
Counter Tops			
Cabinets			
Ceramic Tile			
Insulation			
Drywall			
Painting - Interior			
Painting - Exterior			
Interior Finishing (Wood Work)			
Mirrors			
Plumbing			
Plumbing Fixtures			
Septic System			
Elevator			
Electrical			
Electrical Fixtures			
Heating			
Fireplaces			
Appliances			
Range Hood			
Alarm System			
Central Vacuum			
<b>Depreciation Report and Insurance Appraisal</b>	Pacific Rim Appraisals Ltd.		(866) 612-2600 Toll Free

**K. COMMON PROPERTY PROJECT PROFESSIONAL CONSULTANT LIST**

<b>CONSULTANT</b>	<b>COMPANY NAME</b>	<b>CONTACT</b>	<b>TELEPHONE</b>
<b>Architect</b>			
<b>Structural</b>			
<b>Mechanical</b>			
<b>Electrical</b>			
<b>Geotechnical</b>			
<b>Environmental</b>			
<b>Civil</b>			
<b>Landscape Architect</b>			
<b>Certified Reserve Planner</b> (Depreciation Reports and Insurance Appraisals)	Pacific Rim Appraisals Ltd.	Vic Sweett or Jeff Sweett	(866) 612-2600



## **MAINTENANCE LOG PREPARATION**

A detailed maintenance log is one of the most important elements of an effective building maintenance program. Your building's maintenance log should document every aspect of your building's systems, keeping track of what work has been done and what needs to be done on a regular basis. A well-kept maintenance log helps prevent vital information from being lost or overlooked. This is especially important because Strata Corporations and committees change from year to year. Here are a few basic steps to establishing an effective maintenance log:

1. Obtain and retain as many of the mechanical system operating manuals as possible.
2. Obtain and retain an original set of design drawings for your building.
3. Document maintenance requirements and create a replacement schedule for all major components and systems affecting your building.
4. Document all work done on your building(s).
5. Review all components regularly.
6. Monitor building modifications.

The Maintenance Log that has been provided (see attached) is your framework within which to start. Utilize this format or one similar that clearly sets out the time frames and descriptions of when and what work/investigations are undertaken. Alter this document to reflect the Building Envelope detailing and the interior Common Area finishes of your building(s).

## **PROFESSIONAL CONSULTANT INSPECTION LOG PREPARATION**

The Professional Inspection Log that has been provided (see attached) should be utilized separately to keep track of the companies and individuals who specifically carry out the inspections at your building(s). This allows for easy follow-up and questions if the need arises.

Selecting skilled, qualified and responsible consultants and contractors is vital to the success of your maintenance program. Your property manager typically handles this task and he/she should be able to identify the characteristics of a good contractor. Do not base your selection of contractor on cost alone. Developing good relationships with reputable contractors can be invaluable for all owners and prevent serious problems in the future. **This is not an area where the lowest price should be the determining factor:**

Some considerations in choosing a consultant or contractor are:

1. Provide a detailed list of the scope of work to be done which reflects the expectations of the owners.
2. There is no one professional contractor who can do all the tasks that are required.
3. Insist on references and be sure to contact them. If possible, visit the other locations to see first-hand the work being done by the contractor.
4. Check contractors' ratings with the Better Business Bureau.
5. Check contractors' standing with the Credit Bureau.
6. Confirm that all workers on site will be covered by "Workers Compensation".
7. Most professions have certification requirements by government and/or professional associations. Request to see these credentials, and if possible retain a photocopy for your records. Make sure to call the issuer of the credentials to ensure they are still a member in good standing. If it is thought necessary, research the association/certifying body as well.
8. What is the status of their liability and Errors and Omissions (E&O) insurance, including the dollar limit per claim, the aggregate annual amount and any major claims that could affect their limits? With **MULTI-FAMILY** projects, some Architects and Envelope Consultants have exclusions in their (E&O) policies that only allows them to work on projects with a 10-year water penetration warranty, or their policies have total exclusions for water penetration coverage.
9. Ensure the contractor you choose is absolutely clear about the scope of work that is expected and has the tools and equipment to do the work.
10. Establish a procedure with the contractor in case of an emergency. All contact names and telephone numbers for the contractor should be known by the Property Manager and all members of the Strata Corporation.

**Once a consultant is chosen for the specified work, a letter of understanding or a written contract should be used, to detail the agreed upon terms. Most importantly, ensure that you and others can rely upon the consultant's recommendations and reports. Remember, they are your consultants and you must be able to rely on the information that they provide.**

## COMMON PROPERTY MAINTENANCE LOG

A fundamental part of a good maintenance plan is the qualification of the party(s) monitoring the condition and performance of the building components. The maintenance items should be “signed off” by a qualified inspector/professional as they are inspected. The qualifications of this inspector(s) should be attached to the maintenance log as an Appendix for easy reference.

**YEAR:** \_\_\_\_\_

Maintenance Requirement	Req'd Review	Description of Work Completed	Date Completed	Contractor Name	Cost and Invoice	Next Scheduled Review
<b><u>EXTERIOR BUILDING ENVELOPE</u></b>						
Check weather-stripping to exterior doors and repair/replace as necessary.	<b>Annually</b>					
Exterior flashing – clean and inspect for reverse drainage or corrosion.	<b>2 years</b>					
Check exterior caulking for cracking, building, discontinuities and re-caulk as necessary.	<b>Annually</b>					
Stucco and EIFS Stucco – inspect for cracks, staining and delamination of acrylic finish.	<b>Annually</b>					
Flat roof – inspect for wear, cracks, debonding and water leakage.	<b>2 years</b>					
Sloped roof – inspect for wear and shingle failure.	<b>2 years</b>					
Flat and sloped roof – inspect around all protrusions/vents and chimneys, parapet and edge flashings.	<b>2 years</b>					
Vinyl membranes on balconies and walkways – inspect for wear, open seams, debonding, damage and signs of leakage.	<b>Annually</b>					
Balcony railings guards and flashings – inspect all connections.	<b>Annually</b>					
Residential Windows – inspect for deteriorated finishes, gaskets and seals. Check for broken glass, failure of sealed units; or as required by window manufacture.	<b>2 years</b>					

Maintenance Requirement	Req'd Review	Description of Work Completed	Date Completed	Contractor Name	Cost and Invoice	Next Scheduled Review
<b><u>EXTERIOR GENERAL</u></b>						
Check foundation and concrete slabs for cracks, spalling and signs of leakage.	<b>2 years</b>					
Stucco and EIFS Stucco – recoat acrylic finish.						
Flat and sloped roofs – clean all drains and scuppers.	<b>6 month</b>					
Clean gutters and downspouts.	<b>6 month</b>					
Deck railings and guards – repaint.	<b>2 years</b>					
Check and clean sumps.	<b>Annually</b>					
Exhaust vents – check for debris and for damage and corrosion.	<b>Annually</b>					
<b><u>UNDERGROUND PARKADES</u></b>						
Check parkade drains and sumps.	<b>Annually</b>					
Adjust and test entry gates and security doors as required.	<b>Annually</b>					
<b><u>LANDSCAPING</u></b>						
Check grades around the perimeter of building(s) and fill low areas.	<b>Annually</b>					
Seasonally maintain automatic sprinkler system.	<b>Annually</b>					
Clean and check drains at patios and courtyards.	<b>Annually</b>					

Maintenance Requirement	Req'd Review	Description of Work Completed	Date Completed	Contractor Name	Cost and Invoice	Next Scheduled Review
<b><u>PLUMBING</u></b>						
Disconnect hoses and drain hose bibs.	<b>Annually</b>					
Blow out sprinkler lines.	<b>Annually</b>					
Drain and refill hot water tank.	<b>Annually</b>					
Check boilers and pumps for wear and corrosion.	<b>Annually</b>					
<b><u>ELECTRICAL</u></b>						
Check GFI circuits.	<b>Annually</b>					
Check smoke/carbon monoxide detectors.	<b>Annually</b>					
<b><u>HEATING AND VENTING</u></b>						
Clean fireplace.	<b>Annually</b>					
Service heating system and replace filters.	<b>Annually</b>					
Clean dryer ducts completely to the exterior.	<b>2 years</b>					
Service air handling system for the underground parking area.	<b>Annually</b>					

Maintenance Requirement	Req'd Review	Description of Work Completed	Date Completed	Contractor Name	Cost and Invoice #	Next Scheduled Review
<b><u>INTERIOR FINISHES</u></b>						
Re-caulk showers and countertops as necessary.	<b>Annually</b>					
Seal group.	<b>Annually</b>					
Lubricate all hinges on main entry and emergency exit doors.	<b>Annually</b>					
Wash range hood filter.	<b>Annually</b>					
Inspection Required	Req'd Review	Consultant Company Name and Inspector	Date of Inspection	Report Date and Major Findings	Cost and Invoice #	Next Scheduled Review
<b><u>BUILDING ENVELOPE</u></b> Annually if less than 10 years or Major Retrofit	<b>2 years</b>					
<b><u>ROOF</u></b>	<b>2 years</b>					
<b><u>MECHANICAL SYSTEMS</u></b>						
Air Handling system.	<b>Annually</b>					
Water supply system.	<b>Annually</b>					
Elevator.	<b>Quarterly</b>					
Main electrical supply.	<b>Annually</b>					
Main gas supply.	<b>Annually</b>					
Sprinkler system.	<b>Annually</b>					